

Special Distribution Publication 35

State Geological Survey
The University of Kansas, Lawrence, Kansas

January 1968

Kansas Mineral Industry . . . 1967
with directory of kansas mineral producers

By Allison L. Hornbaker, Ronald G. Hardy

MINERAL WEALTH IN KANSAS

1966 . \$588,764,000

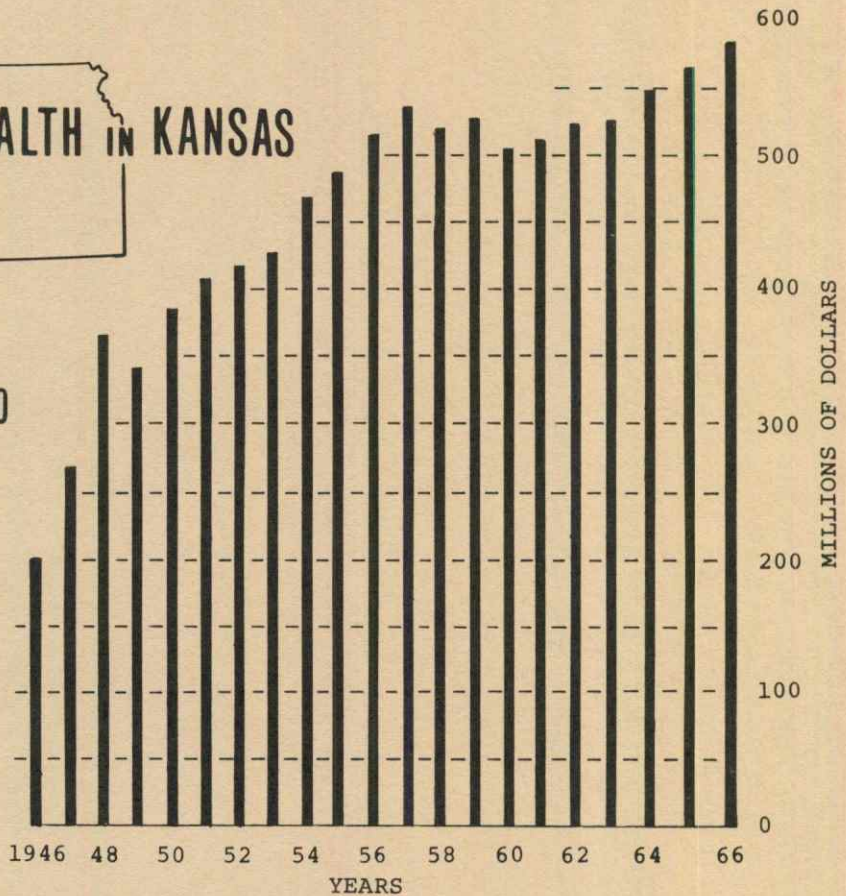


TABLE I

Mineral Production	1967 Estimated Values	Per Cent of Total	1967 Per Cent Loss or Gain
Crude Oil	\$291,271,000	49.5	-4
Natural Gas	110,000,000	18.7	+3
Liquid Petroleum Gases	55,000,000	9.3	+5
Helium	36,710,000	6.2	+6
Cement	25,631,000	4.4	-8
Stone	18,750,000	3.2	-0.1
Salt	14,754,000	2.5	+8
Clay and Shale	12,713,000	2.2	-7.7
Sand and Gravel	8,800,000	1.5	+3
Coal	5,600,000	1.	+4
Zinc	1,320,000	.2	-0.4
Lead	234,000	---	-43
Miscellaneous Minerals	8,000,000 (combined)	1.3	-0.2
Total	588,783,000	100.0	

TABLE OF CONTENTS

	Page
The Role of the State Geological Survey -----	1
1967 Trends in Mineral Production -----	2
Crude Oil and Natural Gas Energy Posture -----	5
Table I 1967 Estimated Production and Per Centage -----	Front Inside Cover
Table II Mineral Production - 1967 Estimation and 1966 Actual Value-----	4
Table III Quantity of Crude Oil, Natural Gas, Natural Gasoline and LPG, and Helium Produced in 1966 and Estimates for 1967 -----	8
Table IV Changing Role of Oil and Gas in United States Energy Production -----	10
Table V Ratio of Kansas to United States Energy Production from Crude Oil, Natural Gas and Coal -----	10
Figure 1 Kansas Crude Oil Production and Cumulative Proved Discoveries -----	11
Figure 2 Kansas Natural Gas Production and Cumulative Proved Discoveries -----	12
Figure 3 Rate of Production of Kansas Natural Gasoline and LPG -----	13
Figure 4 Rate of Production of Helium from Kansas Natural Gas -----	14
Figure 5 Kansas Exploratory Drilling -----	15
Figure 6 The Rate of Crude Oil Production -----	16
Figure 7 Rate of Kansas Natural Gas Production -----	17
Figure 8 Total County Mineral Value -----	Back Inside Cover
Figure 9 Total County Energy Value -----	Back Inside Cover

Estimated values presented in this publication and on the accompanying charts and graphs are based mainly on statistical data obtained from Kansas mineral producers and from the Kansas State Corporation Commission, State Mine Inspector, the United States Bureau of Mines, and other sources.

Estimated Values of Mineral Commodities...1967

Contributors

Mineral Directory	Edna Torneden
Statistics and Graphical Analysis	Helen Wolfe
Typists	Diana Coleman
	JoAnn Dalquest
Drafting	Charles Barksdale
	Sharon Hagen
	Renate Hensiek

Directory of Kansas Mineral Producers...1967

	Page
Cement -----	18
Clay and Shale -----	18
Coal -----	18
Gypsum -----	19
Lead and Zinc -----	19
Miscellaneous Minerals -----	19
Diatomaceous Marl -----	
Micaceous Earth -----	
Volcanic Ash -----	
Salt -----	19
Sand -----	
Alphabetical Listing -----	20
County Listing -----	26
Stone -----	
Alphabetical Listing -----	31
County Listing -----	34

THE ROLE OF THE STATE GEOLOGICAL SURVEY

New dimensions and new directions in mineral resources research and development still hold the key to Kansas' future in the mineral industry. Dr. Frank Foley, Director of the State Geological Survey, reports that this was the direction taken in 1967. More specifically, the Geological Survey has developed superior instrumental analysis techniques, including atomic absorption spectroscopy. Leadership in industrial development, has been provided by the Survey by working with an El Dorado community group and graduate students and faculty at The University of Kansas and at the University of Wichita in what is now known as the El Dorado Plan. Extensive studies are under way to determine the feasibility of developing an activated carbon plant in El Dorado utilizing petroleum coke by-product from refineries. A transportation and raw materials study was instrumental in establishing a \$20,000,000 Great Western Sugar Refining Company Plant west of Goodland. In the field of water resource investigation, numerous county studies have been completed and pioneering data-analysis techniques have been developed. Furthermore, it is undertaking econometric studies in combination with hydrologic studies in Western Kansas, where irrigation is the life blood of the farming industry. Extensive brine investigations are being made in order to determine the feasibility of extracting metals and freshwater from brine. Water quality studies have been conducted in a cooperative program with the Federal Water Pollution Control Administration (FWPCA) and the Kansas Water Resources Institute. The development of a significant data storage and retrieval system for the petroleum industry is nearly completed. The Geological Survey has assumed national leadership in the application of computer techniques to the solution of natural resource problems--these techniques are now being emulated by other surveys throughout the United States and abroad.

The Geological Survey, having pioneered the data storage and retrieval system as applied to basic geology is branching into the use of these techniques in mineral resource classification, evaluation and eventual application.

R.G.H.

1967 TRENDS IN MINERAL PRODUCTION

The value of Kansas Mineral Production in 1967, \$588,783,000 as estimated by the State Geological Survey of Kansas, represents an all-time high, but it is up such a small amount that there is virtually no change from that of 1966. Benefits from products of the mineral industry far exceed the dollar values posted. Many sectors of the economy depend on mineral products for their very existence--tools, machines and equipment used in the manufacturing industry, construction, transportation and utilities are made in large part from minerals. The raw materials for the manufacturing processes and for construction come largely from minerals or mineral products. Practically all energy needs are satisfied by the fossil fuels. The fuels themselves generate millions of dollars through processing and distribution (Fig. 9).

The petroleum industry contributed 83.7 percent of the total value (Table 3)--this, despite predictions in the last few years that the non-fuels, in particular the non-metallics, must contribute a larger share if values were to be maintained.

Leading all commodities in total value of production are the four contributed by the petroleum industry--crude oil, natural gas, natural gasoline and liquified petroleum gas, and helium. Of these, only crude oil has dropped, and it to a new low of 99,410,000 barrels--the first year production has failed to pass the 100-million barrel mark since the mid-40's. There has been a steady decline in production of crude oil since the all-time peak of 124,467,713 barrels reached in 1956. Still, the value of crude oil is nearly three times that of the nearest associated commodity, natural gas.

Because helium is extracted from natural gas and by-products are natural gas and LPG products, increased helium production tends to increase the production of both natural gas and LPG products. The increased demand for helium, coupled with a strong demand for natural gas and LPG products, combined to produce the greatest value increases in these commodities--natural gasoline and LPG, 17.8%; helium, 11.8%; and natural gas, 2.8%. The long range conservation and storage program and space-age requirements have placed helium in a uniquely strong position. Kansas now has six plants producing helium, two of which produce refined and four crude helium. Kansas Refined Helium Co. at Otis, Kans. and the Alamo Chemical Co. in Morton County, Kans. are the two plants now producing Grade A helium (helium having a purity of 99.995 percent). Both of the above plants are privately owned. Coupled with the helium production has been a substantial increase in

production of natural gasoline and liquified petroleum gases. During 1966, the quantity of these latter products exceeded the estimated quantity of crude oil produced by secondary recovery.

Trends in the industrial minerals group are generally closely correlated to total construction and the GNP (Gross National Product). Although contract awards for all construction were up considerably in 1967, mineral production lags 6 to 9 months, so that the total effect will not be felt until 1968. Still, there was recovery in 1967 and production was maintained or gained in nearly all commodities.

Cement production, the largest value producer in this group, started slowly, but gained strength especially in the last 6 months of the year with increased contract demands. Noteworthy in the industry is Ash Grove Lime and Portland Cement Company's new research laboratory for testing cement, lime, mortars, and aggregates at Kansas City, Kans.

The two non-metallics, stone and sand and gravel, so important to construction as aggregate material, were steady after a slow year in 1966, and both are expected to increase in 1968 due to the large volume of contract awards in late 1967. One aspect that may influence stone production and unit value is Special Provision 66p-130 to the 1966 Standard Specifications, State Highway Commission of Kansas, for concrete paving aggregate. The primary change is in size gradation, the maximum aggregate size being reduced from 1 inch to 1/2 inch. The total effect is not yet known, but plant capacity and rate of production is affected.

Clay and shale products experienced a slump in total value, due in part to the carry-over in the building slump from 1966 and in part to the shut-down of the Pomona Tile Company in Arkansas City.

Increase in power generation and the demand for lower-cost energy has stimulated coal production to the point where a modest gain was posted. However, competition from Oklahoma, Arkansas, and Missouri coal producers has acted as a brake on Kansas coal production.

Salt production, though lagging in the early part of the year, staged a strong comeback in late 1967 and ended the year with what appears to be a good increase. Although the details are not yet known, consumption for snow and ice removal is the probable factor causing most of the increase.

Lead and zinc production continues to decline. Without a strong stimulus, Kansas will not long continue as a metal-producing state.

Miscellaneous mineral production is estimated to be about the same as in 1966. The only lime plant in Kansas ceased operation in mid-year. A number of industries are investigating various uses of volcanic ash and bentonites.

In general, production and value of Kansas minerals have held steady with modest gains or losses posted by most of the industrial minerals. The year has been difficult for many producers, especially the smaller ones. Credit restraints and inflation of the cost-push type will be the major problems facing the mineral producers in 1968.

The most valuable and the most critical of all mineral resources to man is water, which is not included in yearly mineral production and dollar value reports. The State Geological Survey, with other agencies, is developing new methods of economic analysis of ground water and its impact on the State's economy.

Table II

<u>MINERAL PRODUCTION AND VALUE IN KANSAS</u>		<u>1966 (FINAL FIGURES) AND 1967 (ESTIMATES)</u>			
Commodity		1966		1967 (est.)	
		Quantity	Value \$1,000	Quantity	Value \$1,000
Cement--	Portland 1,000-376 lb. bbl.	8,979	27,246	8,333	24,661
	Masonry 1,000-280 lb. bbl.	395	1,151	333	970
Clay and shale products		---	13,700 (est)	-----	12,713
Coal	1000 short tons	1,122	5,355	1,173	5,600
Helium:					
	Refined 1000 cu.ft. @14.7psia@70	75,500	1,885	235,000	5,590
	Crude 1000 cu.ft. @14.7psia@70	2,624,200	30,951	2,637,321	31,120
Lead (recoverable content of ores)					
	Short Tons	1,109	335	833	234
Natural Gas	100 MCF@14.65psia	856,422	107,053	880,000	110,000
Natural Gasoline and LPG	1,000 gal.	950,638	45,221	1,000,000	55,000
Petroleum, crude	1,000 - 42 gal. bbl.	103,713	304,917	99.410	291,271
Salt	1,000 short tons	968	13,388	1,047	14,754
Sand and gravel	1,000 short tons	11,627	8,374	11,977	8,800
Stone	1,000 short tons	14,027	18,789	14,000	18,750
Zinc (recoverable content of ores)					
	Short Tons	4,769	1,383	4,750	1,320
Miscellaneous (diatomaceous marl, gypsum (including calcined gypsum), lime, natural cement, carbon black, salt brine, volcanic ash)			8,016		8,000
Total value			588,764		588,783

Sources of information: State Geological Survey of Kansas, Kansas Corporation Commission, State Mine Inspector, United States Bureau of Mines

CRUDE OIL AND NATURAL GAS ENERGY POSTURE

Crude oil and natural gas continue to capture an ever increasing share of the United States energy market amounting to approximately 75 percent of the total energy consumption. In order to meet the demand created by this situation, the United States has had to change from an exporter of crude oil to an importer. Thus, inevitably, alterations and adjustments in the world energy sources of crude oil and natural gas involve the energy economy of the United States.

Crude oil and natural gas are now produced in more than 50 countries of the world. The United States with 11 percent of the remaining world oil reserves consumes 36 percent of annual world production; whereas, the Middle East alone has 60 percent of the reserves and consumes less than 2 percent of the world output.

As a part of the U.S. energy economy, the petroleum industry of Kansas is acted upon and must react to these far-reaching forces. The key factor regulating the share of the U.S. energy market by the Kansas fluid fuel energy is an economic one; the cost of Kansas oil and gas energy must be competitive with other sources of energy. The record reveals that Kansas crude-oil energy is a declining part of the total U.S. energy supply; whereas, Kansas natural gas energy continues to increase. Since 1941 the proportions of Kansas oil and gas have practically reversed their relative contributive positions to the U.S. energy economy.

Assuming that oil and natural gas will continue to serve about the same fraction of the energy market that they do now, we can expect a steady rise in the U.S. consumption of oil from the present 10.6 million barrels a day to something over 17 million by 1980. Natural gas consumption is expected to rise to nearly 70 billion cubic feet per day. Questions of much concern are: how well the petroleum industry will meet these demands and the share of the market that will be supplied from Kansas.

Information obtained from the publications of the following:

Oil and Gas Journal (Jan., 1967, v. 65, no. 5, p. 135; June, 1967, v. 65, no. 25, p. 97; July 31, 1967, v. 65, No. 31, p. 105)

State Geological Survey of Kansas, Oil and Gas Information Division.

Bulletin of the AAPG (June, 1967, v. 56, no. 6; Nov. 1967, v. 51, no. 11, p. 2207)

U.S.B. of Mines Mineral Yearbook (v. II, Mineral Fuel)

U.S. Dept. of Interior, Office of Oil and Gas, An Appraisal of the Petroleum Industry of the U.S., (Jan., 1965).

World Oil, 22nd International Outlook Issue (Aug., 1967, v. 165, no. 3, p. 34-40)

Tracing the history and trends of the Kansas crude oil and natural gas production, we have these three statistics: annual production, annual estimates of proved reserves, and cumulative production. The sum of the cumulative production for any particular time plus the estimated proved reserves gives the cumulative proved discoveries (Fig. 1). Inspection of the plotted crude oil data shows a delay time of 8-9 years between cumulative discoveries and cumulative production; conversely, the curve of cumulative discoveries represents an approximate 8-9 year preview of Kansas oil production (Fig. 1).

A similar study of natural gas data (Fig. 2) shows proven reserves greatly in excess of cumulative production; however, these reserves have been declining markedly since 1957.

There are two separate ways by which new crude oil and natural gas supplies can be made available: (1) by increasing the recovery of these resources in place in known deposits and (2) by the discovery of new deposits. Both are essential to insure Kansas as a supplier of energy. The well known secondary recovery techniques are the principal current methods of increasing recovery from known crude oil deposits which account for over 20% of Kansas total crude oil production recoverable under existing economic conditions.

The petroleum resources of Kansas may be defined as the amount of oil which can ultimately be recovered from deposits under the geographic boundaries of the State. At any given time these petroleum resources fall within one of three categories: (a) cumulative production to date which is a measured quantity, (b) current remaining proved reserves, and (c) potential future additions to proved reserves from the discovery of new deposits and from increasing recovery from known deposits.

New methods of crude oil recovery are anticipated to play an increasing role in the production of oil in eastern Kansas. Steam, chemical, fireflooding, and other methods are primarily in the pilot stage today. Kansas' location close to market areas adds inducement to new recovery methods.

For the past 20 years the ratio in Kansas of proved reserves to annual production of crude oil has been in a narrow range of 5.4 and $8.3\frac{1}{2}$ to one and is currently estimated at 6.9 to one. Starting in 1947 with the ratio of natural gas reserves to production [ratio of] 70 to one, it has declined to a range of 30-38 to one during 1950-60. Since 1960 the natural gas ratio has declined to a present estimated 16.0 to one.

1 U.S.B.M. data

There has been a continued decline in exploratory drilling although the estimated total footage per producing well remained practically the same in 1967^{2/} as it was in 1966. The level of exploration and production activity depends upon the combination of accessibility of crude oil or natural gas, and adequacy of opportunity for profit which attracts capital flow, to bring forth needed supplies of fluid fuels. The year 1956 marked a significant peak in the pattern of exploratory drilling in Kansas. In essence, the potential of Kansas oil resources are adequate for a number of years, and production will be fashioned largely by exploration and development costs. The same applies generally to natural gas.

2 Oil and Gas Journal

Table III

Quantity of Crude Oil, Natural Gas, Natural Gasoline and LPG, and Helium Produced in 1966 and Estimates for 1967

	1966 Final				Percent of Total	
	Quantity	BTU Equiv. 10^{12}	% BTU	Value \$1000	Petroleum	Kansas
					Value	Min. Value
Crude Oil 1,000--42 gal. Bbl	103,713	601.5	38	304,917	62.2	51.8
Natural Gas 1,000 MCF @14.65psia	856,422	886.3	56	107,053	21.8	18.2
Natural Gasoline and LPG, 1,000 gal.	950,638			45,221	9.1	7.7
Total BTU		1571.7	100			
Helium, MCF (refined) @ 14.7 extracted (crude)	75,500 2624,200			1,885 30,951	.4 6.5	.3 5.4
Total Petroleum Production Value	4499,052			490,027	100.0	83.4
Total State Mineral Value				588,764		

1967 Estimate						Change			
Quantity	BTU Equiv. 10 ¹²	% BTU	Value \$ 1000	Percent of Total		Quantity Change Absolute	Quantity Change Percent	Value Change Absolute	Value Change Percent
				Petrol. Value	Kansas Min. Value				
99,410	576.6	36.5	291,271	59.1	49.5	-4303	-4.1	-13,646	-4.5
880,000	910.8		110,000	24.4	18.6	+23,578	+2.8	+ 2,947	+2.8
1,000,000			55,000	8.9	9.3	+160,783	+19.2	+22,164	17.8
235,000 2,637,321			5,590 31,120	1.2 6.4	.9 5.2	+159,500 + 13,121	+211.0 + 0.5	+ 3,705 + 169	196.5 0.5
			492,981	100.0	83.7				
			588,783						

Table IV Changing role of oil and gas in U.S. energy production

Year	Crude Pet. 10 ¹² BTU	Wet Gas 10 ¹² BTU	Total Energy 10 ¹² BTU	Crude pet. energy production	Percent of Wet gas energy production
1941-45	8,910	3,500	30,572	29.1	11.4
1946-50	10,980	5,260	33,579	32.7	15.6
1951-55	13,600	8,680	37,188	36.6	23.4
1956-60	14,910	11,710	41,021	36.3	28.5
1961-65	15,602	16,216	46,044	33.8	35.2
1966	17,019	18,426	51,867	32.8	35.5
Est. 67	18,300	21,400	60,000	30.5	35.6

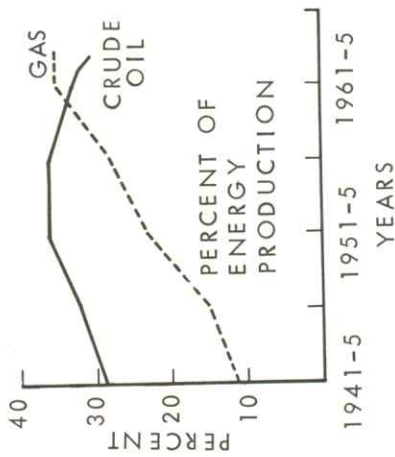
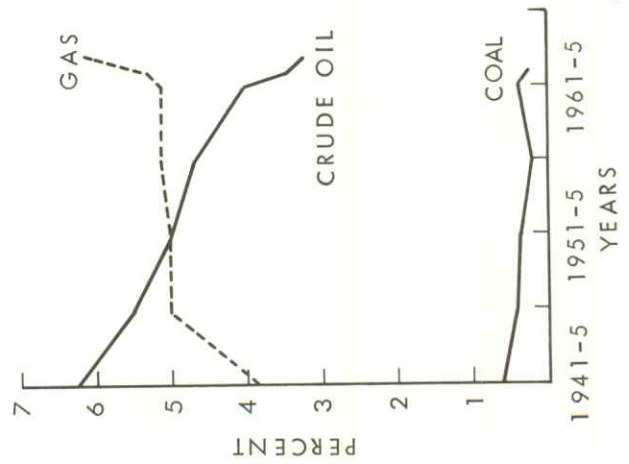


Table V Kansas versus U.S. Energy Produced for Oil, Gas and Coal

Year	Kansas		U.S.		Kansas		U.S.	
	Crude Oil 10 ¹² BTU	Crude Oil 10 ¹² BTU	Wet Gas 10 ¹² BTU	Wet Gas 10 ¹² BTU	Bituminous Coal 10 ¹² BTU	Bituminous Coal 10 ¹² BTU	Bit Coal 10 ¹² BTU	Bit Coal 10 ¹² BTU
1941-45	8,910	560	3,500	137	15,144	91		
1946-50	10,980	600	5,260	264	14,243	61		
1951-55	13,600	676	8,680	487	12,058	40		
1956-60	14,910	698	11,710	594	11,693	21		
1961-65	15,900	633	15,230	783	11,963	28		
Est. 66	17,019	602	15,400	829	13,938	29		
Est. 67	18,300	671	15,750	963	15,890	29		



Note: Table shows absolute value, graph shows Kansas percent of U.S. total.

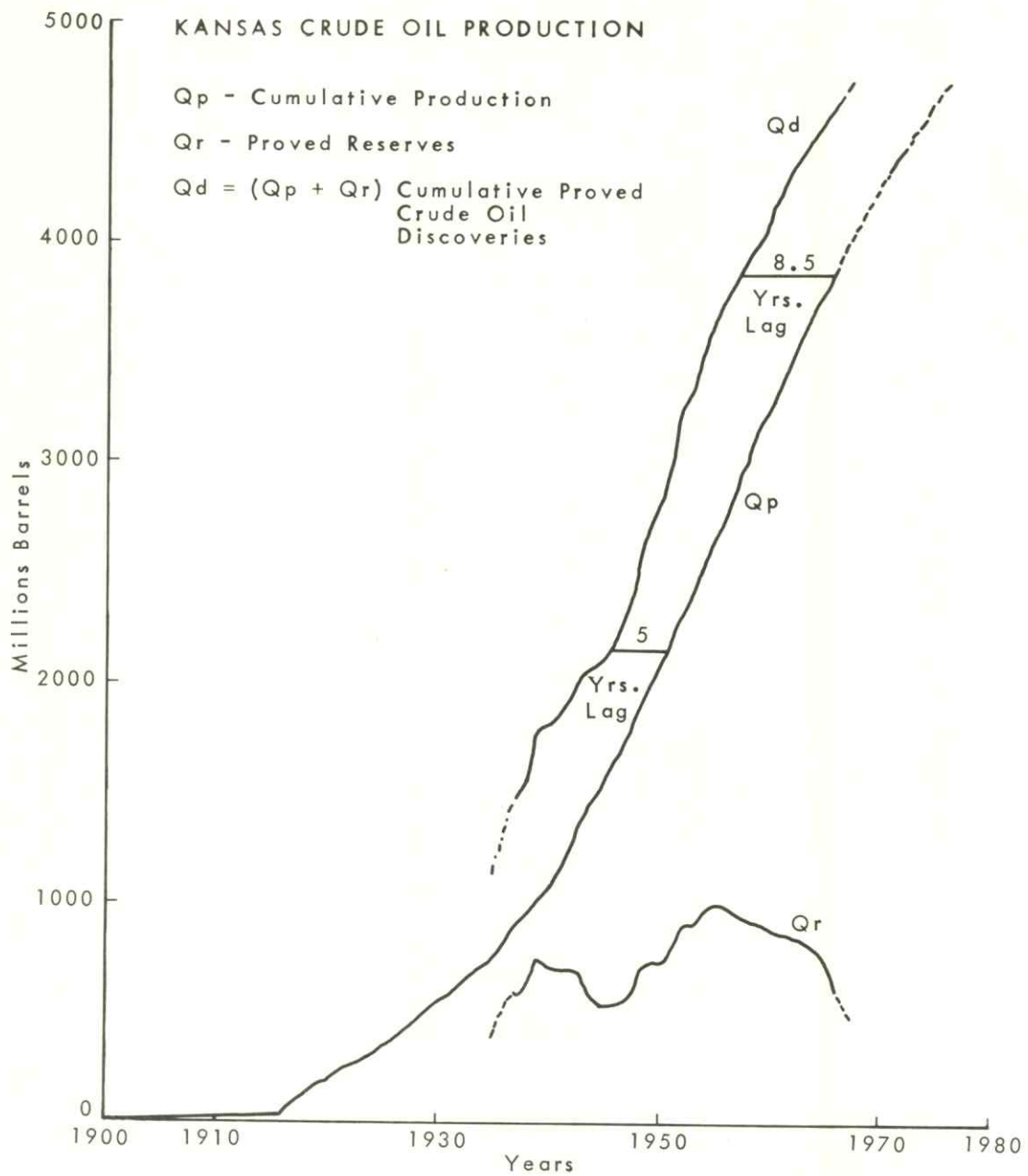


Figure 1

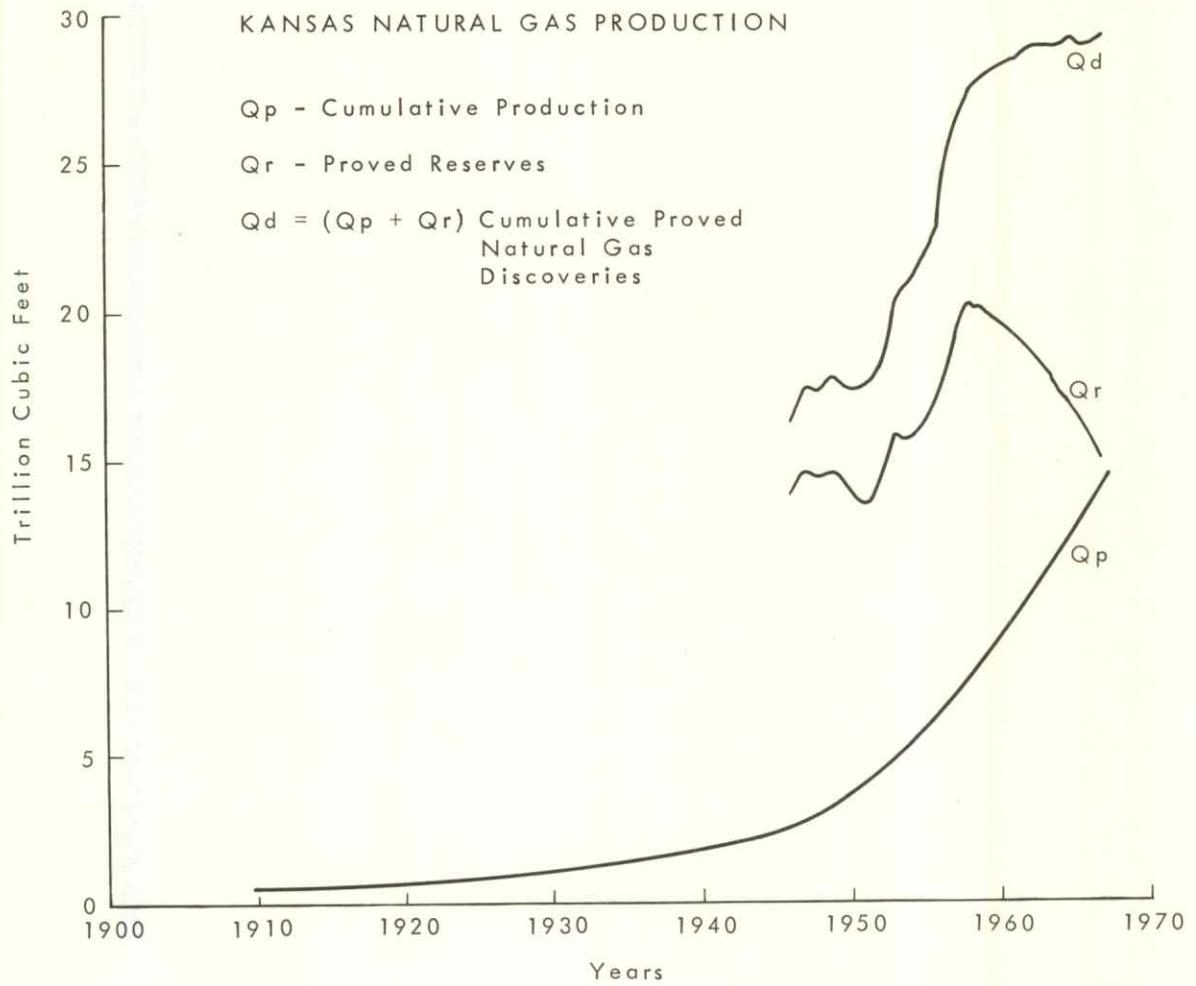


Figure 2

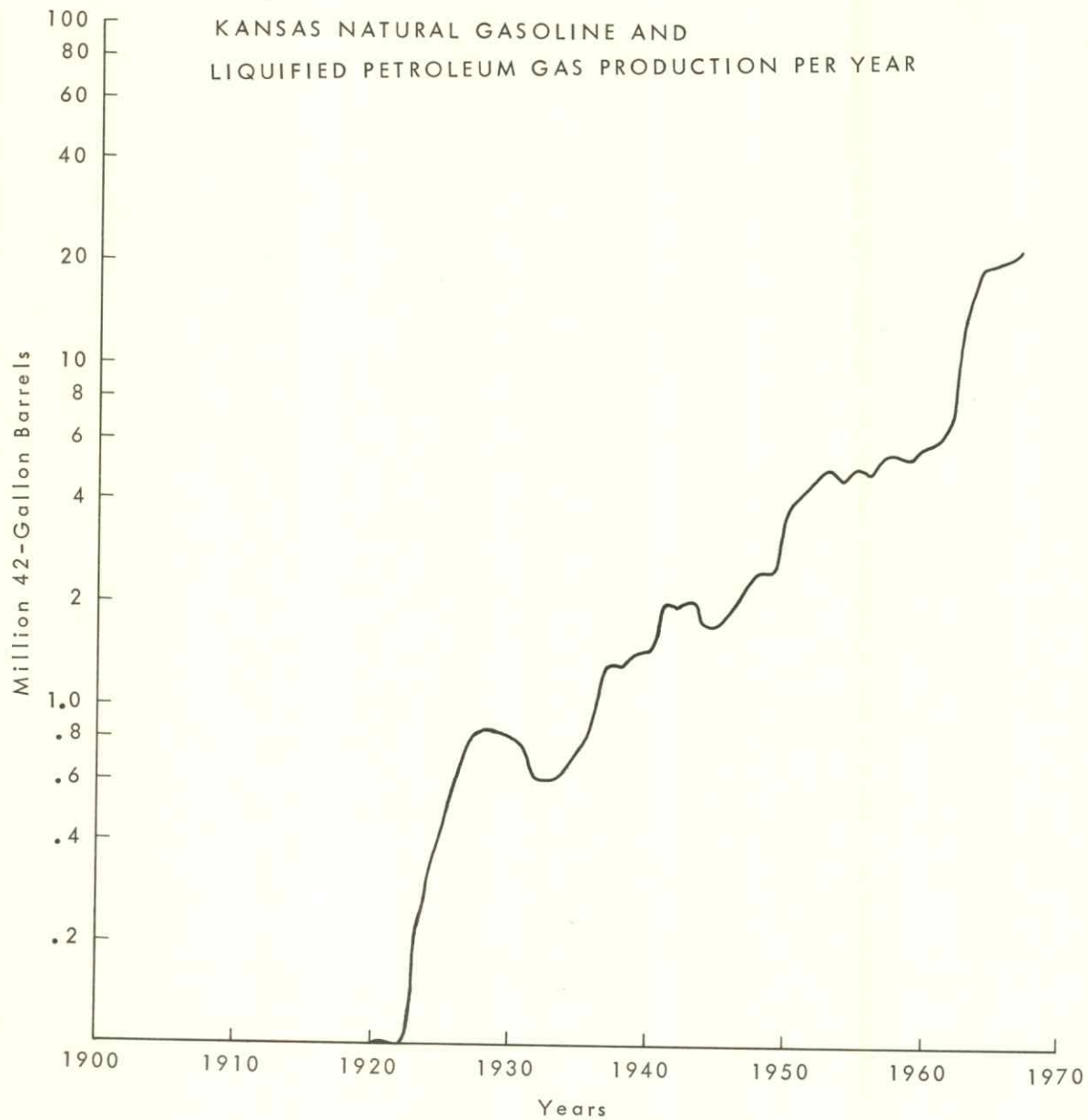


Figure 3

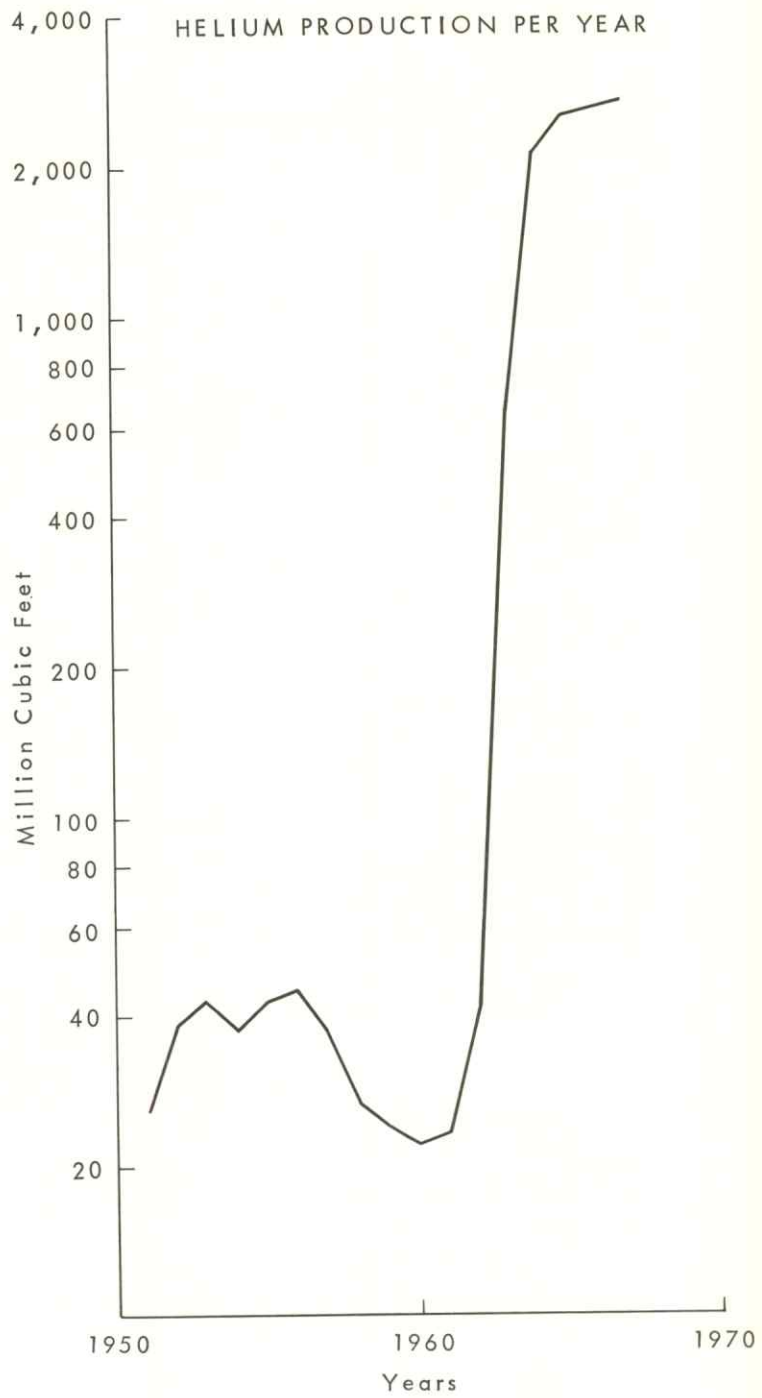


Figure 4

KANSAS EXPLORATORY DRILLING

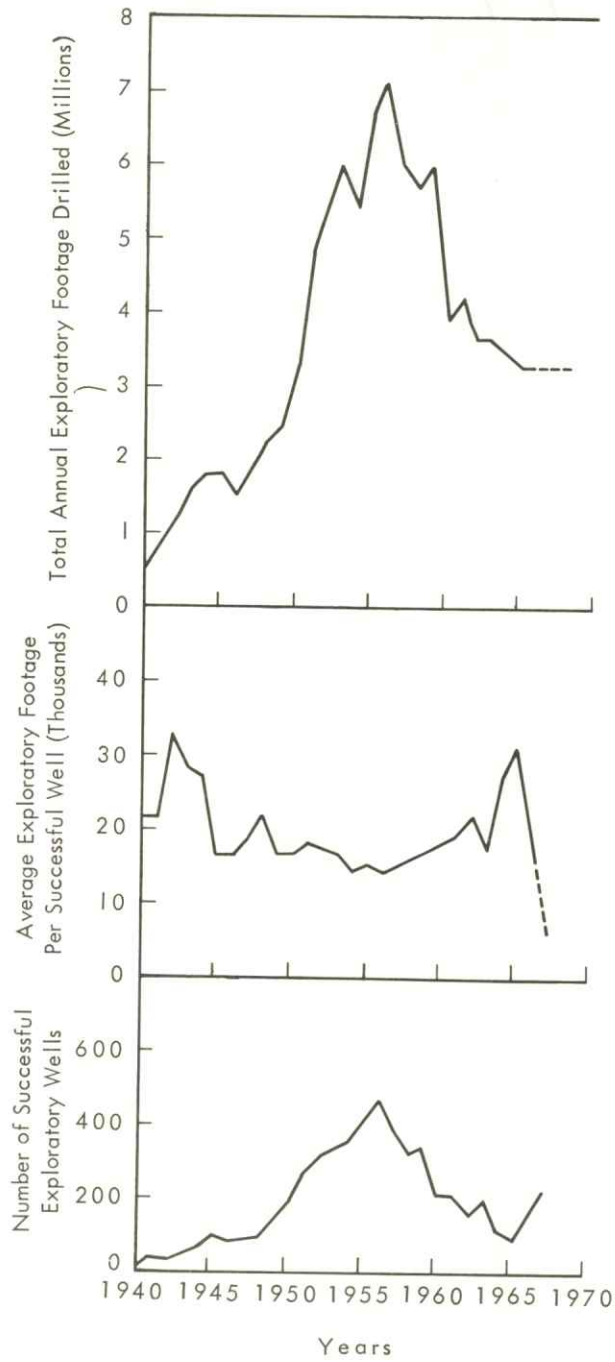


Figure 5

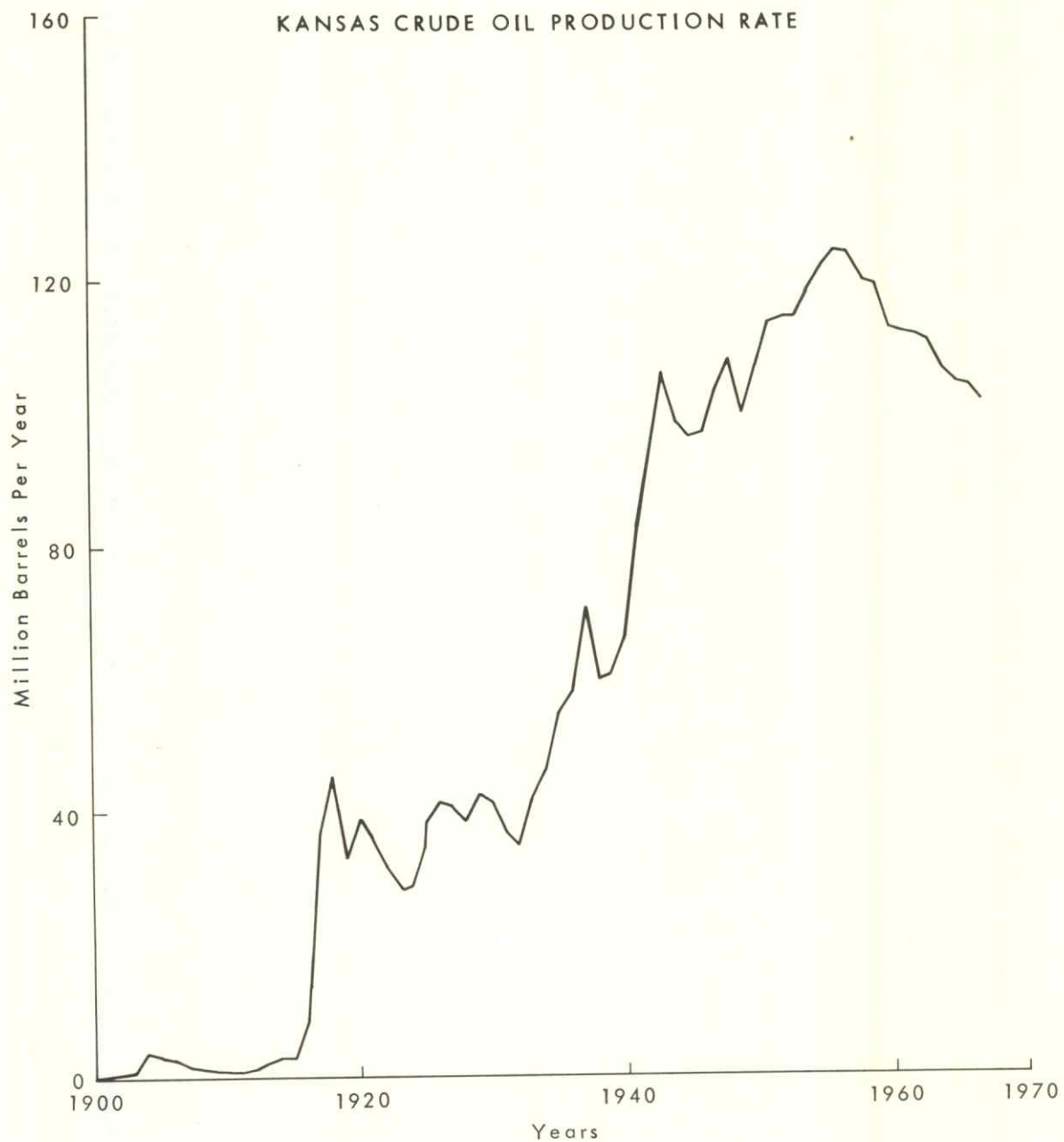


Figure 6

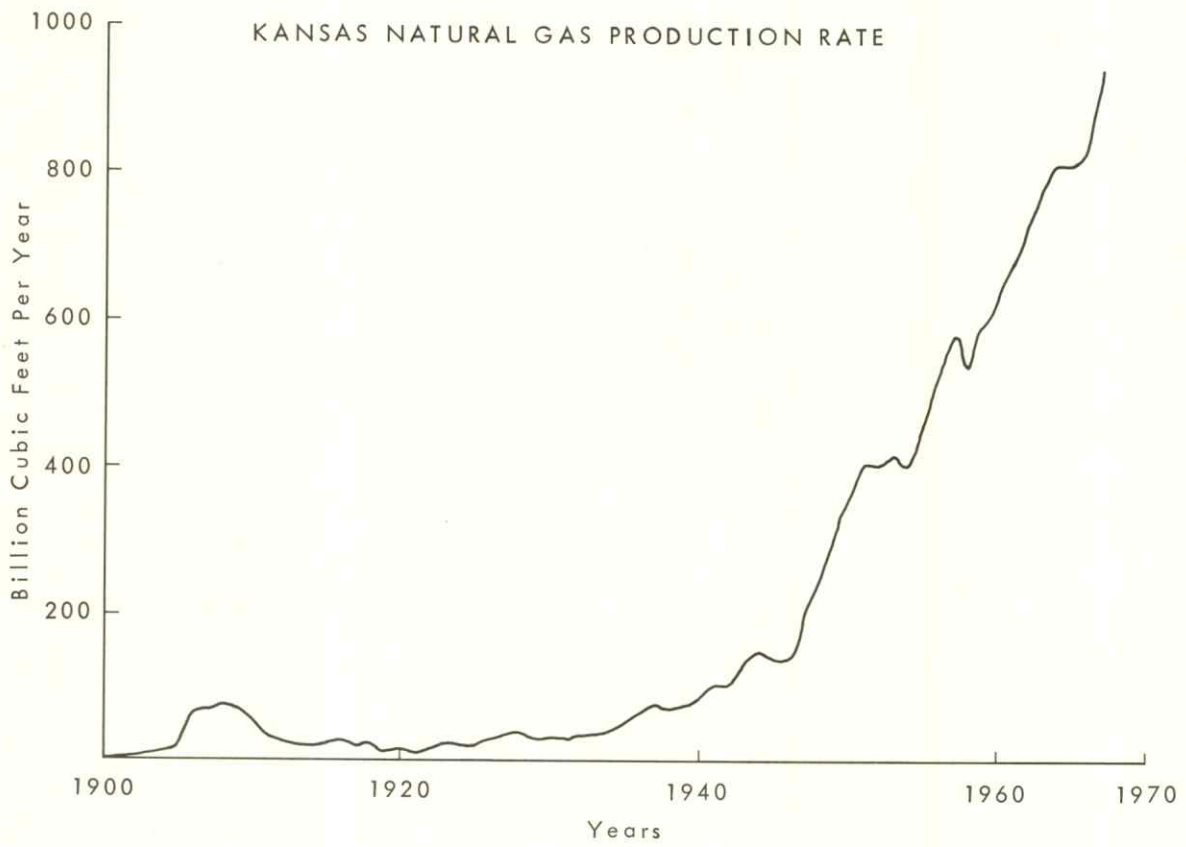



Figure 7

R.G.H.

CEMENT



NATURAL CEMENT

Fort Scott Hydraulic Cement Co.
P. O. Box 267
Fort Scott, Kansas 66701
ph. 316-223-2300
*Fort Scott, Bourbon County

PORTLAND CEMENT

Ash Grove Lime-Portland
Cement Co.
Fairfax Building, 101 W. 11th Street
Kansas City, Missouri 64105
ph. 816-842-4455
*Chanute, Neosho County

Ideal Cement Co.
Superior, Nebraska 68978
ph. 402-879-3267
*Jewell County

Lehigh Portland Cement
Young Building, 718 Hamilton
Allentown, Pennsylvania 18103
ph. 215-434-6171
*Iola, Allen County

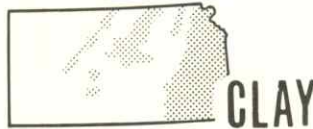
Lone Star Cement Corp.
P. O. Box 87
Bonner Springs, Kansas 66012
ph. 913-422-1050
*Bonner Springs, Wyandotte County

Monarch Cement Co.
Humboldt, Kansas 66748
ph. 316-473-2223
*Humboldt, Montgomery County

Universal Atlas Cement Co.
100 Park Avenue
New York, New York 10017
*Independence, Montgomery County
ph. 316-331-0200

Victor Portland Cement Division,
General Portland Cement Co.
P. O. Box 479
Fredonia, Kansas 66736 (cont)

ph. 316-378-2131
*Fredonia, Wilson County



Acme Brick Co.
(Brick and tile)
P. O. Box 425
Fort Worth, Texas 76101
*Weir, Cherokee County
ph. 316-396-8217
*Kanopolis, Ellsworth County
ph. 913-634-5211

Buildex, Inc.
(Lightweight concrete aggregate)
P. O. Box 299
Pittsburg, Kansas 66762
*Ottawa, Franklin County
ph. 913-242-3271
*Marquette, McPherson County
ph. 913-546-2276

Cloud Ceramics
(Brick)
Concordia, Kansas 66901
*Concordia, Cloud County
ph. 913-243-1284

W. S. Dickey Clay
Manufacturing Co.
(Sewer pipe)
607-617 Commerce Trust
Kansas City, Missouri 64105
ph. 816-842-9380
*Pittsburg, Crawford County
ph. 316-231-1400

Excelsior Brick Co.
(Brick)
P. O. Box 32
Fredonia, Kansas 66736
*Fredonia, Wilson County
ph. 316-378-2174

Humboldt Brick & Tile Co.
(Brick and tile)
P. O. Box 97
Humboldt, Kansas 67951
*Humboldt, Allen County
ph. 316-473-2211

Kansas Brick & Tile Co.
(Brick and tile)
Hoisington, Kansas 67544
*Hoisington, Barton County
ph. 316-653-2157

Pittsburg Pottery
(Pottery)
P. O. Box 5
Pittsburg, Kansas 66762
*Pittsburg, Crawford County
ph. 316-231-3920



Clemens Coal Co.
320 N. Locust Street
Pittsburg, Kansas 66762
ph. 316-231-1050
*Crawford County

Cliff Carr Coal Co.
Route #1
Mulberry, Kansas 66756
ph. 316-764-3443
*Crawford County

Fyock Coal Co.
Prescott, Kansas
ph. 913-471-2742
*Linn County

Graham Coal Co.
Reading, Kansas 66868
*Osage County

Johnson Coal Co.
Scranton, Kansas 66537
ph. 913-793-9504
*Osage County

Pittsburg-Midway Coal Co.
Hanover Building
15 W. 10th Street
Kansas City, Missouri 64105
ph. 816-842-5430
*Cherokee County

Wilkinson, Inc.
Weir, Kansas 66781
ph. 316-396-8411
*Cherokee County

Diatomaceous Marl (see Misc.)



Bestwall Gypsum Co.
(Plaster and plaster products)
120 E. Lancaster Avenue
Ardmore, Pennsylvania 19003
*Blue Rapids, Marshall County
ph. 913-226-6331

National Gypsum Co.
(Plaster and plaster products)
325 Delaware Avenue
Buffalo, New York 14202
*Medicine Lodge, Barber County
ph. 316-886-5613



Eagle-Picher Co., "Grace B",
"Westside"
Cardin, Oklahoma 74335
ph. 918-679-9824
*Cherokee County, Kansas

Enders Mining Co.
P. O. Box 241
Picher, Oklahoma 74360
*Cherokee County, Kansas

Mid-Continent Lead & Zinc Co.,
"Big John"
Baxter Springs, Kansas 66713
*Cherokee County, Kansas
ph. 316-856-2403

Scott Mining Co.
Baxter Springs, Kansas 66713
*Cherokee County, Kansas

Micaceous Earth (see Misc.)



DIATOMACEOUS MARL

National Lead Co.
(De Lore Division)
P. O. Box 2808
2800 Carondelet Station
St. Louis, Missouri 63111
Edson, Kansas
ph. 913-889-2131
*Wallace County

MICACEOUS EARTH

Micro-Lite
Box 11, 12 E. Main
Chanute, Kansas 66720
ph. 316-431-0530
*Woodson County

VOLCANIC ASH

Ernest Hanzlicek
Wilson, Kansas
*Southwestern Lincoln County
ph. 913-658-4172

San Ore Construction Co., Inc.
McPherson, Kansas 67640
ph. 316-241-2240
*McPherson, Lincoln, Rooks
counties

Wyandotte Chemicals Corp.
1609 Biddle Avenue
Wyandotte, Michigan
ph. 313-282-3300
*Calvert, Norton County



American Salt Corp.
(Rock salt and evaporated salt)
20 W. 9th St.
Kansas City, Missouri 64105
*Lyons, Rice County
ph. 316-267-2361

The Barton Salt Co.
(Evaporated salt)
P. O. Box 989
*Hutchinson, Kansas 67501
ph. 316-662-1287

The Carey Salt Co.
(Rock salt and evaporated salt)
1800 Carey Boulevard
*Hutchinson, Kansas 67501
ph. 316-662-3311

Frontier Chemical Co. of Kansas,
Inc., (Div. of Vulcan Materials
Co.)
(Captive salt brine for processing
chemicals)
P. O. Box 545
*Wichita, Kansas 67201
ph. 316-524-4211

Independent Salt Co.
(Rock salt)
4115 Packers Avenue
Chicago, Illinois 60609
*Kanopolis, Ellsworth County
ph. 913-634-5221

Morton Salt Co.
(Evaporated salt)
110 N. Wacker Drive
Chicago, Illinois 60606
*Hutchinson, Reno County
ph. 316-662-4441

Cargill, Inc.
(Evaporated salt)
Great Bend, Kansas 67530
*Pawnee Rock, Barton County
ph. 316-982-4382



SAND AND GRAVEL

Abilene Sand Co.
Box 524
Abilene 67410
Dickinson
ph. 913-263-3492

Herb Adkins
P. O. Box 1238
Elgin 67361
Chautauqua
ph. 316-346-2316

John H. Alsop Sand Co.
11th & "M" Street
Belleville 66935
Clay, Republic
ph. 913-527-2129

Alsop Sand Co.
1207 Pinecrest Street
Garden City 67846
Finney
ph. 316-276-3130

American Sand Co.
4600 Speaker Road
Kansas City 66106
Wyandotte
ph. 913-342-4208

Anderson-Oxandale Co.
P. O. Box 425
Herington 67449
Pottawatomie
ph. 913-258-3415

Andrews Sand & Gravel, Inc.
P. O. Box 314, 1215 W. Madison St.
Arkansas City 67005
Cowley
ph. 316-442-4170

Arensman Sand & Gravel Co.
Chase 67524
Rice
ph. 316-534-2822

Arkansas Sand Co.
3601 23rd Street
Great Bend 67530
Barton
ph. 316-453-9458

Associated Mat'l. & Supply Co., Inc.
6015 N. Broadway, P. O. Box 4158
N. Wichita Station, Wichita 67214
Sedgwick
ph. 316-744-0433

Barber County Highway Department
Medicine Lodge 67104
Barber
ph. 316-886-4213

Barnes Sand Co.
Route 4
Topeka 66603
Coffey, Shawnee
ph. 316-364-2441

Barton County Highway Department
P. O. Box 46
Great Bend 67530
Barton
ph. 316-453-4571

Rod Bentley Sand & Gravel
Shields 67874
Gove
ph. 913-397-5669

Bentley Sand Co.
Bentley 67016
Sedgwick
ph. 316-432-5235

Ray Bigbee
Grinnell 67738
Gove
ph. 913-824-5265

Big Three Sand & Gravel Co.
6000 West 21st St.
Wichita 67212
Sedgwick
ph. 316-943-6361

Blue River Sand & Gravel Co.
P. O. Box 38
Blue Rapids 66411
Marshall
ph. 913-226-8881

Boethin Sand Co.
Stockton 67669
Rooks
ph. 913-425-6580

Bollinger Sand Service
Quinter 67752
Gove
ph. 913-754-3407

Bowersock Mills & Power Co.
546 Massachusetts St.
Lawrence 66044
Douglas
ph. 913-843-1051

Broce & Smith, Inc.
Larned
Barton
ph. 316-285-2189

Bryant Sand Co.
Burrton 67020
Harvey
ph. 316-463-2511

Builders Sand Co.
P. O. Box 6658, Argentine Station
Kansas City 66106
Johnson, Wyandotte
ph. 913-375-1414 - Wyandotte
ph. 913-424-4000 - Johnson

Builders of Mulvane
P. O. Box 5083
Wichita 67217
Sumner
ph. 316-777-4482

Butler County Highway Department
El Dorado 67042
Butler
ph. 316-262-5989

Carlisle Sand & Gravel
225 W. Pine St.
Liberal 67901
Seward
ph. 316-624-4093

J & R Sand Co., Inc.
208 W. Hoover
Liberal 67901
Seward
ph. 316-624-5287

Carr Rock Products Co.
P. O. Box 117
Neodesha 66757
Cowley
ph. 316-442-6510

Central Kansas Sand, Inc.
Mentor 67465
Saline
ph. 913-827-1127

Cheyenne County Highway Department St. Francis 67756 Cheyenne ph. 913-332-2621	Edwards County Highway Department Kinsley 67547 Edwards ph. 316-659-2188	Gove County Road Department Gove 67736 Gove ph. 913-936-2244
Clark County Highway Department Ashland 67831 Clark ph. 316-635-2832	Elk County Highway Department Howard 67349 Elk ph. 316-374-2580	Grant County Road Department P. O. Box 1192 Ulysses 67880 Grant, Kearny ph. 316-276-1537
Howard Clevenger Leoti 67861 Wichita ph. 913-375-2575	Ellis County Highway Department Hays 67601 Ellis ph. 913-625-9015	Gravel Products, Inc. Nickerson 67561 Reno ph. 316-422-3249
Comanche County Road Department Coldwater 67029 Comanche ph. 316-582-7231	Ellsworth County Highway Department Ellsworth 67439 Ellsworth ph. 913-472-4003	Gray County Highway Department Cimarron 67835 Gray ph. 316-855-3815
Consumers Sand Co. 1101 W. Railroad Street Topeka 66608 Shawnee ph. 913-232-5117	Finlayson Gravel & Ready-Mix Barnes 66933 Washington ph. 907	Greeley County Road Department Tribune 67869 Greeley ph. 316-376-4253
Howard Covert Alton 67623 Rooks ph. 28	Ford County Highway Department Dodge City 67801 Ford ph. 316-483-4861	Haigh Sand & Gravel Beloit 67420 Mitchell ph. 913-738-2367
Davis & Sons Sand Sales 713 Sunnyside, Route #1 Dodge City 67801 Ford ph. 316-483-6301	Fountain Sand Pit Arlington 67514 Reno ph. 316-538-2393	Hamilton County Highway Department Syracuse 67878 Hamilton ph. 316-384-5135
Decatur County Highway Department Oberlin 67749 Decatur ph. 913-475-3041	Fyfe Sand & Gravel Co. Route 3 Concordia 66902 Clay, Cloud, Mitchell ph. 913-243-4249	Harper County Highway Department Courthouse Anthony 67003 Harper ph. 316-842-5240
Dodge City Sand Co. P. O. Box 430, E. Cherry St. Dodge City 67801 Ford ph. 316-483-6091	C. V. Garrett Blue Rapids 66411 Marshall ph. 913-226-7530	Ed Hartman, Contractor P. O. Box 437 Beloit 67420 Mitchell ph. 913-738-2111
Dolese Brothers Co. (Sand plant: 21st St. Wichita, West Robbins) P. O. Box 1841, 218 W. 2nd Wichita 67212 Sedgwick ph. 316-262-1428	Burl Gaunt 106 W. Hackney St. Medicine Lodge 67104 Barber ph. 316-886-4187	Haskell County Road Department Sublette 67877 Haskell ph. 316-375-2234
Eakin Sand & Gravel Co. P. O. Box 48 Larned Pawnee ph. 316-285-3916	Globe Construction Co. 1041 N. Water St. Wichita 67203 Sedgwick ph. 316-265-2623	Haven Sand Co. Haven 67543 Reno ph. 316-465-7738

Hays Concrete Products Co.
Hays 67601
Ellis
ph. 913-624-2116

Heinzelman Construction Co.
506 S. 10th St.
Marysville 66508
Marshall
ph. 913-443-3577

Hi-Grade Sand Co.
Harper 67058
Harper
ph. 316-436-3791

Hill City Ready-Mix Co.
Hill City 67642
Graham
ph. 913-674-2173

Hodgeman County Highway Dept.
Jetmore 67854
Hodgeman
ph. 316-357-4354

Hofenstein Construction Co.
Alma 66401
Wabaunsee
ph. 913-765-3405

Mrs. Blanche V. Hogard
507 S. Mound St.
Pratt 67124
Pratt
ph. 316-472-5258

Holliday Sand & Gravel Co.
6811 W. 63rd St.
Overland Park 66202
Douglas, Johnson, Wyandotte
ph. 913-236-5920

Hoskinson Sand & Gravel Co.
1517 Woodlawn St.
Hutchinson 67501
Reno
ph. 316-662-7783

Charles Hulme
1318 Warner
Great Bend 67530
Barton
ph. 316-453-5117

Hunter Ready Mix Co., Inc.
Hays 67601
Ellis
ph. 913-624-3459

City of Hutchinson
Hutchinson 67501
Reno

Hy-Grade Construction Materials Co.
St. Paul 66771
Neosho
ph. 316-449-2575

J & H Sand Co.
6700 S. Hydraulic St.
Wichita 67233
Sedgwick
ph. 316-524-8631

Jackson County Highway
Department
Holton 66436
Jackson
ph. 913-364-3519

Jewell County Highway Department
Mankato 66956
Jewell
ph. 913-378-3431

Johnson Sand & Gravel Co.
P. O. Box 545
Larned 67550
Pawnee
ph. 316-285-3916

Junction City Sand & Gravel Co.
Route 3
Junction City 66441
Geary
ph. 913-238-6332

Charles Kaminska
P. O. Box 102
Medicine Lodge 67104
Barber
ph. 316-886-5213

Kansas Sand and Concrete, Inc.
P. O. Box 656, 531 N. Tyler St.
Topeka 66608
Shawnee
ph. 913-235-6284

Kaw Valley Sand Co.
3800 Kansas Avenue
Kansas City 66106
Wyandotte
ph. 913-321-6636

Kearny County Road Department
P. O. Box 346
Lakin 67860
Kearny
ph. 316-355-6571

Walt Keeler Co., Inc.
P. O. Box 1972, 826 E. Lincoln St.
Wichita 67211
Sedgwick
ph. 316-265-1601

Kerr Sand Co.
Cimarron 67835
Gray
ph. 316-855-2222

Kershaw Ready-Mix Concrete & Sand
Co., Inc.
P. O. Box 668
Manhattan 66502
Riley
ph. 913-776-8811

Kingman County Road Department
Kingman 67068
Kingman
ph. 316-532-3771

Kingman Sand Co.
Route 1
Kingman 67068
Kingman

Kinsley Sand & Gravel Co.
Kinsley 67547
Edwards
ph. 316-659-2259

Kiowa County Highway Department
Greensburg 67054
Kiowa
ph. 316-723-2531

Clifford Klepper Sand Co.
Claflin 67525
Barton
ph. 316-587-3952

Koncrete Block Co.
St. Francis 67756
Cheyenne

Larned Sand & Gravel Co.
Route 2, P. O. Box 227
Larned 67550
Pawnee
ph. 316-285-3236

Logan County Highway Department
Russell Springs 67755
Logan
ph. 913-846-2266

Lucas Gravel Co.
Leon 67074
Butler
ph. 316-755-3350

Lyon County Highway Department
Emporia 66801
Lyon, Morris
ph. 316-342-2295

Marshall County Highway
Department
Marysville 66508
Marshall
ph. 913-443-4941

William Martin
Tribune 67879
Greeley
ph. 913-376-4767

McFarland Gravel Co.
720 N. "D" St.
Arkansas City 67005
Cowley
ph. 316-442-3580

McPherson County Highway
Department
McPherson 67460
McPherson
ph. 316-241-0466

Meade County Highway Department
Meade 67864
Meade
ph. 316-873-2481

Miles Sand, Inc.
4857 N. Meridian St.
Wichita 67204
Sedgwick
ph. 316-838-3505

Miller Brothers
Goodland 67735
Sherman
ph. 913-899-7232

Miller Sand & Gravel Co.
Route 1
Dodge City 67801
Ford
ph. 316-483-6791

Missouri Valley Sand, Inc.
P. O. Box 89
Leavenworth 66048
Leavenworth
ph. 913-682-3621

More Sand Co., Inc.
Route 3
Junction City 66441
Geary
ph. 913-238-6922

Morris County Highway Department
Council Grove 66846
Morris
ph. 316-767-5519

Morton County Highway Department
Richfield 67953
Morton
ph. 316-592-2166

Morton Sand & Gravel
P. O. Box 213
Oberlin 67749
Decatur
ph. 913-475-3245

Mount Hope Sand & Gravel
Mount Hope 67108
Reno
ph. 316-465-3447

Mueller Brothers Sand
& Gravel Co.
P. O. Box 57
Hanover 66945
Washington
ph. 913-337-2252

Mulvane Sand Co., Inc.
P. O. Box 2383
N. Wichita Station, Wichita 67214
Sumner
ph. 316-777-1421

George M. Myers, Inc.
P. O. Box 911
El Dorado 67042
Butler, Geary, Greenwood
ph. 316-321-4040

Ness County Highway Department
Ness City 67560
Ness
ph. 913-798-3350

New Era Sand & Gravel Co.
401 S. River St.
St. Francis 67756
Cheyenne
ph. 913-332-2147

Norton County Highway Department
Norton 67654
Norton
ph. 913-927-2401

Oatville Sand & Gravel Co.
4100 W. 31st South
Wichita 67210
Sedgwick

Osborne County Highway Department
Osborne 67473
Osborne
ph. 913-346-2155

Oxford Sand & Gravel Co.
Div. of Feaster Bros., Inc.
P. O. Box 266
Oxford 67119
Cowley
ph. 316-455-3545

Wesley Parks
648 Oak St.
Emporia 66801
Lyon
ph. 316-342-7233

Partin Sand & Gravel Co.
P. O. Box 274
Stafford 67578
Stafford
ph. 316-234-5445

Paving Contractors
6405 E. Kellogg St.
Wichita 67207
Sedgwick
ph. 316-684-6161

Pawnee County Highway Department
Larned 67550
Pawnee
ph. 316-285-3761

Carrol Paxon
Burlington 66839
Coffey
ph. 316-364-2161

Peck-Woolf Sand Co.
7301 Kaw Drive
Muncie 66057
Wyandotte
ph. 913-299-3342

Phillips County Highway Department
Phillipsburg 67661
Phillips
ph. 913-543-4912

P. K. Sand Co.
Garden City 67846
Finney
ph. 316-276-8020

Popejoy Construction Co.
Ulysses 67880
Kearny, Meade, Seward
ph. 316-356-2404

Pratt County Highway Department
Courthouse
Pratt 67124
Pratt
ph. 316-272-2441

Provence Sand & Gravel Co.
6600 W. 13th St.
Wichita 67212
Sedgwick
ph. 316-943-0051

Rawlins County Highway
Department
Atwood 67730
Rawlins
ph. 913-626-3726

Reece-Johnson, Inc.
Scandia 66966
Republic
ph. 913-335-2213

Willis Reimer
Selkirk 67873
Wichita
ph. 316-375-4479

Republic County Highway
Department
Belleville 66935
Republic
ph. 913-527-2664

Walt Rhoads Sand & Gravel Co.
615 W. 10th St.
Goodland 67735
Sherman
ph. 913-899-3425

River Sand Co.
P. O. Box 233
Topeka 66603
Shawnee
ph. 913-233-3877

Riverside Sand & Gravel
Satanta 67870
Haskell
ph. 316-649-2383

Robert Robbins
721 Woodland
Minneapolis 67467
Ottawa
ph. 913-392-2087

Dale Roberts
Gove 67736
Gove
ph. 913-754-3519

Rock Hill Stone & Gravel
Co., Inc.
P. O. Box 262
Sterling 67579
Reno, Rice
ph. 316-278-3514

Rottinghaus Rock & Gravel Co.
Baileyville 66404
Nemaha
ph. 316-336-2056 (Seneca)

Rush County Highway Department
P. O. Box C
La Crosse 67548
Ellis, Rush
ph. 913-222-3118

Russell County Highway
Department
P. O. Box 415
Russell 67665
Russell
ph. 913-483-4032

Salina Sand Co., Inc.
Mentor 67465
Saline
ph. 913-823-2932

San Ore Construction Co., Inc.
P. O. Box 417
McPherson 67460
Clay, Geary, Thomas
ph. 316-241-2240

Lewis C. Schmidtberger
P. O. Box 93
Victoria 67671
Ellis
ph. 913-735-4884

Schraeder Brothers
Rush Center 67575
Rush
ph. 913-372-4486

Scott County Highway Department
Scott City 67871
Scott
ph. 316-872-2202

Seacat Sand & Excavation
400 W. Lincoln St.
Greensburg 67054
Kiowa
ph. 316-723-2396

Sedgwick Sand Co.
P. O. Box 306 (cont)

Sedgwick 67135
Sedgwick

Seward County Highway Department
Liberal 67901
Seward
ph. 316-624-3401

Marian Schaeffer
Eskridge 66423
Wabaunsee
ph. 913-449-2352

J. H. Shears & Sons, Inc.
Route 4
Hutchinson 67501
Reno, Stafford
ph. 316-662-7121

Sheridan County Highway Department
Hoxie 67740
Sheridan
ph. 913-675-3621

Sherman County Highway Department
Courthouse
Goodland 67735
Sherman
ph. 913-899-5253

Shoffner Sand & Gravel Co.
P. O. Box 66, 411 N. Poplar
Solomon 67480
Geary
ph. 913-675-2141

Siebert Sand Co., Inc.
P. O. Box 10
Ness City 67560
Decatur, Ness, Phillips, Rooks
Russell, Scott, Sheridan, Sherman,
Thomas, Trego, Wallace
ph. 913-798-2224

Smith Sand Co., Inc.
P. O. Box 391, 1206 E. Fulton
Garden City 67846
Finney
ph. 316-276-3771

Southwest Sand Co.
P. O. Box 433, 1504 Terminal
Garden City 67846
Finney
ph. 316-276-6481

Southwest Sand, Inc.
4605 S.W. Blvd.
Wichita 67215
Sedgwick
ph. 316-943-4401

Stafford County Highway Department P. O. Box 224 Stafford 67578 Stafford ph. 316-549-3597	Sumner County Highway Department Wellington 67152 Sumner ph. 316-326-2791	Uhlig & Reise 1211 Walnut St. Seneca 66538 Nemaha ph. 316-336-3223
Marvin Staley Sand Co. Highway 281 S. Russell 67665 Russell ph. 913-483-3881	Superior Sand & Gravel Co., Inc. P. O. Box 145 Muncie 66057 Wyandotte ph. 913-289-6525	Vic's Sand & Gravel Co. 6600 W. 21st. St. Wichita 67212 Sedgwick ph. 316-943-4372
Raymond Stanton Ransom 67572 Trego ph. 913-731-2475	Superior Sand Co., Inc. 6500 W. 21st. St. Wichita 67212 Sedgwick ph. 316-766-0592	Victory Sand & Stone Co. P. O. Box 281 Topeka 66601 Shawnee ph. 913-233-3285
State Highway Commission Division 1, Topeka ph. 913-235-0011, Ext. 8041	Syracuse Redi-Mix Co. 107 N. Elizabeth Syracuse 67878 Hamilton ph. 316-384-5675	Wabaunsee County Highway Department Alma 66401 Wabaunsee ph. 913-765-3912
Division 2, Salina ph. 913-823-3754	Thomas County Road Department Colby 67701 Thomas ph. 913-462-2122	Wamego Sand Co. P. O. Box 164 Wamego 66547 Pottawatomie, Wabaunsee ph. 913-456-9888
Division 3, Norton Cheyenne, Decatur, Gove, Norton, Phillips, Rawlins, Sheridan, Smith, Thomas, Trego ph. 913-927-3315	Tinkle Sand Co. Claflin 67525 Barton ph. 316-587-3942 (Claflin) ph. 316-564-3166 (Ellinwood)	Ray Wells Sand & Gravel Route 1 Kingman 67068 Kingman ph. 316-532-2088
Division 4, Chanute ph. 316-431-1000	Tobias & Birchenough, Inc. P. O. Box 470 Lyons 67554 Rice ph. 316-257-2160 (Lyons) ph. 316-278-2118 (Sterling)	Larry Werth Sand Co. Route 2, P. O. Box 45 Hays 67601 Ellis ph. 913-624-6482
Division 5, Hutchinson Barber, Pratt ph. 316-663-3361	Topeka Sand Co. Route 4 Topeka 66603 Shawnee ph. 913-233-9849	Marvin J. Werth Sand & Gravel Co. Schoenchen 67667 Ellis ph. 913-624-5362
J. E. Steele Sand Co. 1400 N. Halstead St. Hutchinson 67501 Reno ph. 316-662-5741	Trego County Highway Department WaKeeney 67672 Trego ph. 913-743-6441	Whitfield Sand & Concrete Co. Route 2, P. O. Box 66 Pratt 67124 Barber, Pratt ph. 316-472-3181
Stewart Sand & Material Co. 4049 Pennsylvania St. Kansas City, Missouri 64111 Wyandotte ph. 913-753-3922	Truhlers Ready Mix Concrete 1213 Spring St. Ellsworth 67439 Ellsworth ph. 913-472-3932	Wichita Big River Sand Co. Box 5083 Wichita 67204 Sedgwick ph. 316-591-1151
Stone Sand Co. Box 872 Great Bend 67530 Barton ph. 316-453-7864		
Stoppel Construction Co. Wilson 67490 Ellsworth ph. 913-658-3730		

Wichita County Highway Department
Leoti 67861
Wichita
ph. 913-375-2714

Mrs. W. E. Willis
Leoti 67861
Wichita
ph. 913-375-2792

Wilson Brothers
Route 3, P. O. Box 59
Arkansas City 67005
Cowley
ph. 316-442-4956

York Sand Co.
Maize 67101
Sedgwick
ph. 316-766-0456

SAND AND GRAVEL PRODUCERS

..... LISTED BY COUNTY

Barber

Barber County Highway Department
Medicine Lodge 67104

Burl Gaunt
106 W. Hackney St.
Medicine Lodge 67104

Charles Kaminska
P. O. Box 102
Medicine Lodge 67104

State Highway Commission
Division 5, Hutchinson 67501

Whitfield Sand & Gravel Co.
Route 2
P. O. Box 66
Pratt 67124

Barton

Arkansas Sand Co.
3601 23rd. St.
Great Bend 67530

Barton County Highway Department
P. O. Box 46
Great Bend 67530

Charles Hulme
1318 Warner
Great Bend 67530

Clifford Klepper Sand Co.
Claflin 67525

Stone Sand Co.
P. O. Box 872
Great Bend 67530

Tinkle Sand Co.
Claflin 67525

Butler

Butler County Highway Department
El Dorado 67042

Lucas Gravel Co.
Leon 67074

George M. Myers, Inc.
P. O. Box 911
El Dorado 67042

Chautauqua

Herb Adkins
P. O. Box 1238
Elgin 67361

Cheyenne

Cheyenne County Highway
Department
St. Francis 67756

New Era Sand & Gravel Co.
401 S. River
St. Francis 67756

Koncrete Block Co.
St. Francis 67756

State Highway Commission
Division 3, Norton 67654

Clark

Clark County Highway Department
Ashland 67831

Clay

John H. Alsop Sand Co.
11th & "M" St.
Belleville 66935

Fyfe Sand & Gravel Co.
Route 3
Concordia 66902

San Ore Construction Co., Inc.
P. O. Box 417
McPherson 67460

Cloud

Fyfe Sand & Gravel Co.
Route 3
Concordia 66902

Coffey

Barnes Sand Co.
Route 4
Topeka 66603

Carrol Paxon
Burlington 66839

Comanche

Comanche County Highway
Department
Coldwater 67029

Cowley

Andrews Sand & Gravel, Inc.
1215 W. Mandison St.
P. O. Box 314
Arkansas City 67005

Carr Rock Products Co.
P. O. Box 117
Neodesha 66757

McFarland Gravel Co.
720 N. "D" St.
Arkansas City 67005

Oxford Sand & Gravel Co.
(Div. of Feaster Bros., Inc.)
P. O. Box 266
Oxford 67119

Wilson Brothers Gravel
Route 3
P. O. Box 59
Arkansas City 67005

Decatur

Decatur County Highway Department
Oberlin 67749

Morton Sand & Gravel
P. O. Box 213
Oberlin 67749

Siebert Sand Co., Inc.
P. O. Box 10
Ness City 67560

State Highway Commission
Division 3, Norton 67654

Dickinson

Abilene Sand Inc.
Box 524
Abilene 67410

Douglas

Bowersock Mills & Power Co.
546 Massachusetts St.
Lawrence 66044

Holliday Sand & Gravel Co.
6811 W. 63rd
Overland Park 66202

Edwards

Edwards County Highway Department
Kinsley 67547

Kinsley Sand & Gravel Co.
Kinsley 67547

Ellis

Ellis County Highway Department
Hays 67601

Hays Concrete Prod. Co.
Hays 67601

Hunter Ready Mix Co., Inc.
Hays 67601

Rush County Highway Department
P. O. Box C
La Crosse 67548

Lewis C. Schmidtberger
P. O. Box 93
Victoria 67671

Larry Werth Sand Co.
Route 2
P. O. Box 45
Hays 67601

Marvin J. Werth
Sand & Gravel Co.
Schoenchen 67667

Ellsworth

Ellsworth County Highway
Department
Ellsworth 67439

Stoppel Construction Co.
Wilson 67490

Truhlar Ready Mix Concrete
1213 Spring St.
Ellsworth 67439

Elk

Elk County Highway Department
Howard 67349

Finney

Alsop Sand Co.
1207 Pinecrest St.
Garden City 67846

P. K. Sand Co.
Garden City 67846

Smith Sand Co., Inc.
P. O. Box 391
1206 E. Fulton St.
Garden City 67846

Southwest Sand Co.
1504 Terminal
Garden City 67846

Ford

Davis & Sons Sand Sales
Route 1
713 Sunnyside
Dodge City 67801

Dodge City Sand Co.
P. O. Box 430
E. Cherry St.
Dodge City 67801

Ford County Highway Department
Dodge City 67801

Miller Sand & Gravel Co.
Route 1
Dodge City 67801

Geary

Junction City Sand & Gravel Co.
Route 3
Junction City 66441

More Sand Co., Inc.
Route 3
Junction City 66441

George M. Myers, Inc.
Box 911
El Dorado 67042

Gove

Rod Bentley Sand & Gravel
Shields 67874

Ray Bigbee
Grinnell 67738

Bollinger Sand Service
Quinter 67752

Gove County Road Department
Gove 66736

Dale Roberts
Gove 67736

Graham

Hill City Ready-Mix Co.
Hill City 67642

Grant

Grant County Road Department
P. O. Box 1192
Ulysses 67880

Gray

Gray County Highway Department
Cimarron 67835

Kerr Sand Co.
Cimarron 67835

Greeley

Greeley County Road Department
Tribune 67869

William Martin
Tribune 67869

Greenwood

George M. Myers, Inc.
P. O. Box 911
El Dorado 67042

Hamilton

Hamilton County Highway
Department
Syracuse 67878

Syracuse Redi-Mix Co.
107 No. Elizabeth
Syracuse 67878

Harper

Harper County Highway Department
Anthony 67003

Hi-Grade Sand Co.
Harper 67058

Harvey

Bryant Sand Co.
Burrton 67020

Haskell

Haskell County Road Department
Sublette 67877

Riverside Sand & Gravel
Satanta 67870

Hodgeman

Hodgeman County Highway
Department
Jetmore 67584

Jackson

Jackson County Highway
Department
Holton 66436

Jewell

Jewell County Highway Department
Mankato 66956

Johnson

Builders Sand Co.
P. O. Box 6658
Argentine Station
Kansas City 66106

Holliday Sand & Gravel Co.
6811 W. 63rd
Overland Park 66202

Kearny

Grant County Road Department
P. O. Box 1192
Ulysses 67880

Kearny County Road Department
P. O. Box 346
Lakin 67860

Popejoy Construction Co.
Ulysses 67880

Kingman

Kingman County Road Department
Kingman 67068

Kingman Sand Co.
Route 1
Kingman 67068

Ray Wells Sand & Gravel
Route 1
Kingman 67068

Kiowa

Kiowa County Highway Department
Greensburg 67054

Seacat Sand & Excavation Co.
409 W. Lincoln St.
Greensburg 67054

Leavenworth

Missouri Valley Sand, Inc.
P. O. Box 89
Leavenworth 66048

Logan

Logan County Highway Department
Russell Springs 67755

Lyon

Lyon County Highway Department
Emporia 66801

Wesley Parks
648 Oak
Emporia 66801

Marshall

Blue River Sand & Gravel Co.
P. O. Box 38
Blue Rapids 66411

C. V. Garrett
Blue Rapids 66411

Heinzelman Construction Co.
506 S. 10th St.
Marysville 66508

Marshall County Highway Department
Marysville 66508

McPherson

McPherson County Highway
Department
McPherson 67460

Meade

Meade County Highway Department
Meade 67864

Popejoy Construction Co.
Ulysses 67880

Mitchell

Fyfe Sand & Gravel Co.
Concordia 66902

Haigh Sand & Gravel
Beloit 67420

Ed Hartman, Contractor
P. O. Box 437
Beloit 67420

Morton

Morton County Highway Department
Richfield

Morris

Lyon County Highway Department
Emporia 66801

Morris County Highway Department
Council Grove 66846

Nemaha

Rottinghaus Rock & Gravel Co.
Baileyville 66404

Uhlig & Reise
1211 Walnut St.
Seneca 66538

Neosho

Hy-Grade Construction Materials Co.
St. Paul 66771

Ness

Ness County Highway Department
Ness City 67560

Siebert Sand Co., Inc.
P. O. Box 10
Ness City 67560

Norton

Norton County Highway Department
Norton 67654

Osborne

Osborne County Highway
Department
Osborne 67473

Ottawa

Robert Robbins
721 Woodland
Minneapolis 67467

Pawnee

Eakin Sand & Gravel
P. O. Box 48
Larned 67550

Johnson Sand & Gravel Co.
P. O. Box 545
Larned 67550

Larned Sand & Gravel Co.
Route 2
P. O. Box 227
Larned 67550

Pawnee County Highway
Department
Larned 67550

Phillips

Phillips County Highway
Department
Phillipsburg 67661

Siebert Sand Co., Inc.
P. O. Box 10
Ness City 67560

Pottawatomie

Anderson-Oxandale
5405 5th.
P. O. Box 425
Herington 67449

Wamego Sand Co.
P. O. Box 164
Wamego 66547

Pratt

Mrs. Blanche F. Hogard
507 S. Mound St.
Pratt 67124

Pratt County Highway Department
Pratt 67124

Whitfield Sand & Concrete Co.
Route 2
P. O. Box 66
Pratt 67124

Rawlins

Rawlins County Highway
Department
Atwood 67730

Reno

Fountain Sand Pit
Arlington 67514

Gravel Products, Inc.
Nickerson 67561

Haven Sand Co.
Haven 67543

Hoskinson Sand & Gravel Co.
1517 Woodlawn St.
Hutchinson 67501

Mount Hope Sand & Gravel
Mount Hope 67108

Rock Hill Stone & Gravel Co., Inc.
P. O. Box 262
Sterling 67579

Shears & Sons, Inc.
Route 4
Hutchinson 67501

J. E. Steele Sand Co.
1400 N. Halstead St.
Hutchinson 67501

Republic

John H. Alsop Sand Co.
11th & "M" St.
Belleville 66935

Reece-Johnson, Inc.
Scandia 66966

Republic County Highway
Department
Belleville 66935

Rice

Arensman Sand & Gravel Co.
Chase 67524

Rock Hill Stone & Gravel Co. Inc.
P. O. Box 262
Sterling 67579

Tobias & Birchenough, Inc.
P. O. Box 470
Lyons 67554

Riley

Kershaw Ready-Mix Concrete
& Sand Co.
P. O. Box 668
Manhattan 66502

Rooks

Boethin Sand Co.
Stockton 67669

Howard Covert
Alton 67623

Siebert Sand Co., Inc.
P. O. Box 10
Ness City 67560

Rush

Schraeder Brothers
Rush Center 67575

Rush County Highway Department
La Crosse 67548

Russell

Russell County Highway
Department
P. O. Box 415
Russell 67665

Siebert Sand Co., Inc.
P. O. Box 10
Ness City 67560

Marvin Staley Sand Co.
Highway 281 S.
Russell 67665

Saline

Central Kansas Sand, Inc.
Mentor 67465

Salina Sand Co., Inc.
Mentor 67465

Scott

Scott County Highway Department
Scott City 67871

Siebert Sand Co., Inc.
P. O. Box 10
Ness City 67560

Sedgwick

Associated Material & Supply
Co., Inc.
P. O. Box 4158
6015 N. Broadway
Wichita 67214

Bentley Sand Co.
Bentley 67016

Big Three Sand & Gravel Co.
6000 W. 21st. N.
Wichita 67212

Dolase Brothers Co.
218 W. 2nd. St.
Wichita 67212

Globe Construction Co.
1041 N. Water St.
Wichita 67203

J & H Sand Co.
6700 S. Hydraulic St.
Wichita 67223

Walt Keeler Co., Inc.
826 E. Lincoln St.
Wichita 67211

Miles Sand, Inc.
4857 N. Meridian St.
Wichita 67204

Paving Contractors
6405 E. Kellogg St.
Wichita 67207

Provence Sand & Gravel Co.
6600 W. 13th St.
Wichita 67212

Sedgwick Sand Co.
P. O. Box 306
Sedgwick 67315

Southwest Sand, Inc.
4605 S. W. Blvd.
Wichita 67215

Superior Sand Co., Inc.
6500 W. 21st. St.
Route 7
Wichita 67212

Vic's Sand & Gravel Co.
6600 W. 21st. St.
Wichita 67212

York Sand Co.
Maize 67101

Wichita Big River Sand Co.
Box 5083
Wichita 67204

Seward

Carlisle Sand & Gravel
225 W. Pine St.
Liberal 67901

J & R Sand Co., Inc.
208 W. Hoover
Liberal 67901

Popejoy Construction Co.
Ulysses 67880

Seward County Highway
Department
Liberal 67901

Shawnee

Barnes Sand Co.
Route 4
Topeka 66603

Consumers Sand Co.
1101 W. Railroad St.
Topeka 66608

Kansas Sand & Concrete Inc.
P. O. Box 656
531 N. Tyler St.
Topeka 66608

River Sand Co.
P. O. Box 233
Water Works Drive
Topeka 66603

Topeka Sand Co.
Route 4
Topeka 66603

Victory Sand & Stone Co.
P. O. Box 281
Topeka 66601

Sheridan

Sheridan County Highway
Department
Hoxie 67740

Siebert Sand Co., Inc.
Ness City 67560

Sherman

Miller Brothers
Goodland 67735

Murphy Excavating Co.
Goodland 67735

Walt Rhoads Sand & Gravel Co.
Goodland 67735

Sherman County Highway
Department
Goodland 67735

Siebert Sand Co., Inc.
Ness City 67560

Stafford

Partin Sand & Gravel Co.
P. O. Box 274
Stafford 67578

J. H. Shears & Sons, Inc.
Route 4
Hutchinson 67501

Stafford County Highway
Department
Stafford 67578

Stevens

Grant County Road Department
Ulysses

Sumner

Builders of Mulvane
P. O. Box 5083
Chisholm Station, Wichita 67217

Mulvane Sand Co., Inc.
P. O. Box 2383, N. Wichita Station
Wichita 67214

Sumner County Highway Department
Wellington 67152

Thomas
San Ore, Inc.
McPherson 67460

Siebert Sand Co., Inc.
Ness City 67560

Thomas County Road Department
Colby 67701

Trego

Siebert Sand Co., Inc.
P. O. Box 10
Ness City 67560

Raymond Stanton
Ransom 67572

Trego County Highway Department
WaKeeney 67672

Wabaunsee

Hofstein Construction Co.
Alma 66401

Marian Schaeffer
Eskridge 66423

Wamego Sand Co.
P. O. Box 164
Wamego 66547

Wabaunsee County Highway
Department
Alma 66401

Wallace

Siebert Sand Co., Inc.
P. O. Box 10
Ness City 67560

Washington

Finlayson Gravel & Ready-Mix
Barnes 66933

Mueller Brothers Sand & Gravel Co.
P. O. Box 57
Hanover 66945

Wichita

Howard Clevenger
Leoti 67861

Willis Reimer
Selkirk 67873

Wichita County Highway
Department
Leoti 67861

Mrs. W. E. Willis
Leoti 67861

Wyandotte

American Sand Co.
4600 Speaker Road
Kansas City 66106

Builders Sand Co.
P. O. Box 6658
Argentine Station
Kansas City 66106

Holliday Sand & Gravel Co.
6811 W. 63rd.
Overland Park 66202

Kaw Valley Sand Co.
3800 Kansas Avenue
Kansas City 66106

Peck-Woolf Sand Co.
6301 Kaw Drive
Muncie 66507

Stewart Sand & Material Co.
4049 Pennsylvania St.
Kansas City, Missouri 64111

Superior Sand & Gravel Co., Inc.
P. O. Box 145
Muncie 66057



Bandera Stone Quarry
Redfield 66769
Bourbon
ph. 4520

Bayer Stone Inc.
St. Mary's 66502
Chase, Pottawatomie, Riley
ph. 913-437-2303

H. J. Born Stone Co.
901 W. 35th St.
Wichita 67219
Silverdale Cut Stone Division
Silverdale 67139
Cowley, Chase
ph. 316-838-7788

Hays Cut Stone & Veneer
P. O. Box 42
Hays 67601
Ellis
ph. 913-624-2116

J. T. Lardner Cut Stone
128 N. Van Buren St.
Topeka 66603
Chase
ph. 913-234-5484

Prickett Quarry
Simpson 67478
Cloud, Mitchell
ph. 37

Silverdale Limestone Co.
Route 3, P. O. Box 165
Arkansas City 67005
Cowley
ph. 316-442-5776

BUILDING STONE PRODUCERS

..... LISTED BY COUNTY

Bourbon

Bandera Stone Quarry
Redfield 66769

Chase

Bayer Stone, Inc.
St. Mary's 66502

H. J. Born, Stone Co.
901 W. 35th St.
Wichita 67219

J. T. Lardner Cut Stone
128 N. Van Buren St.
Topeka 66603

Cloud

Prickett Quarry
Simpson 67478

Cowley

H. J. Born, Stone Co.
Silverdale Cut Stone Division
P. O. Box 45
Silverdale 67139

Silverdale Limestone Co.
Route 3
P. O. Box 165
Arkansas City 67005

Ellis

Hays Cut Stone & Veneer
P. O. Box 42
Hays 67601

Mitchell

Prickett Quarry
Simpson 67478

Pottawatomie

Bayer Stone, Inc.
St. Mary's 66502

Riley

Bayer Stone, Inc.
St. Mary's 66502

Crushed Rock

Herb Adkins
P. O. Box 1238
Elgin 67361
Chautauqua
ph. 316-346-2316

Allen County Highway Department
Iola 66749
Allen
ph. 316-365-2261

Anderson-Oxandale Co.
P. O. Box 425
Herington 67449
Clay, Dickinson, Geary, Jackson,
Morris, Pottawatomie, Riley
ph. 913-258-3415

Department of the Army
Fort Riley 66442
Riley
ph. 913-239-3728

Atchison County Highway
Department
P. O. Box 373
Atchison 66002
Atchison
ph. 913-367-1372

Aubel Asphalt Co.
P. O. Box 261
Hays 67601
Ellis, Trego
ph. 913-624-3105

Roy Baker Quarry, Inc.
Valley Falls 66088
Jefferson
ph. 913-945-3213

Bates County Rock, Inc.
P. O. Box 70
Butler, Missouri 64730
Linn
ph. 816-679-4123

Bayer Construction Co., Inc.
P. O. Box 889, 509 Yuma St.
Manhattan 66502
Clay, Riley
ph. 913-776-8839

Benedict Rock & Lime Co.
Benedict 66714
Wilson
ph. 316-698-2362

Bromley & Sons Quarry
1100 Julia St.
Atchison 66002
Atchison
ph. 913-367-4073

Brox For Rocks
1502 N. 2nd. St.
Atchison 66002
Atchison
ph. 913-367-3434

Harry Byers & Sons, Inc.
500 N. Plummer St.
Chanute 66731
Neosho
ph. 316-431-0700

Carr Rock Products Co.
P. O. Box 117
Neodesha 66757
Butler, Montgomery, Wilson
ph. 316-325-2665

Concrete Materials Division
Martin-Marietta Corp.
P. O. Box 4052
Topeka 66604
Atchison, Douglas, Franklin,
Jefferson, Leavenworth, Linn,
Lyon, Nemaha, Osage, Riley,
Shawnee, Wabaunsee
ph. 913-256-5556

Cullor Limestone Co., Inc.
20th & Sidney St.
Fort Scott 66701
Bourbon
ph. 316-223-4250

Daniels Stone Co., Inc.
1711 E. 9th St.
Winfield 67156
Cowley
ph. 316-221-9060

Deitz-Hill Development Co.
P. O. Box 4
Kansas City, Missouri 64141
Johnson
ph. 816-221-1331

Eagle-Picher Co.
Cardin, Oklahoma 74335
Cherokee
ph. 918-673-1740

Ellis County Highway Department
Hays 67601
Ellis
ph. 913-625-9015

Everett Quarries, Inc.
Wathena 66090
Doniphan
ph. 913-989-4921

Fogle Quarry
18th & Main St.
Ottawa 66067
Franklin
ph. 913-242-4864

Fort Scott Hydraulic Cement Co. P. O. Box 267 Fort Scott 66701 Bourbon ph. 316-223-2300	Kansas City, City of Wyandotte 66101 ph. 913-371-3300	Neosho Valley Rock Co. Burlington 66839 Coffey ph. 316-364-2580
Greenwood County Highway Department Eureka 67045 Greenwood ph. 316-443-6241	Walt Keeler Co., Inc. 826 E. Lincoln St. Wichita 67211 Marion ph. 316-878-4352	O'Brien Rock Crusher St. Paul 66771 Labette, Neosho ph. 316-4611
Grosshans & Petersen, Inc. P. O. Box 350 Marysville 66508 Geary ph. 913-443-4301	Harry Keith 1602 W. 7th St. Coffeyville 67337 Labette ph. 316-251-9416 316-251-2559	Osborne County Highway Department Osborne 67473 Osborne ph. 913-346-2153
Hallett Quarries P. O. Box 296 Marion 66861 Chase, Clay, Dickinson, Geary, McPherson, Marion, Morris, Rice ph. 316-382-3330	Killough-Clark, Inc. Box 623 Ottawa 66067 Anderson, Douglas, Franklin, Miami, Osage ph. 913-242-4535	Carroll Paxon Burlington 66839 Coffey ph. 316-364-2161
N. R. Hamm Quarry, Inc. Perry 66073 Atchison, Jefferson, Leavenworth, Shawnee ph. 913-597-2890	Koppes Brothers Quarries Marysville 66508 Marshall ph. 913-443-3918 913-443-3975	Phillips County Highway Department Phillipsburg 67661 Phillips ph. 913-543-4912
L. W. Hayes, Inc. Box 236 Paola 66071 Cloud, Miami, Republic ph. 913-294-4011	Labette County Highway Department Oswego 67356 Labette ph. 316-795-4812	Popejoy Construction Co. Ulysses 67880 Kearny ph. 316-316-2404
Hopper Brothers Quarries Pawnee City, Nebraska 68420 Cloud, Marshall, Washington ph. 402-852-2031	Henry C. Luttjohann Route 8 Topeka 66004 Shawnee ph. 913-478-4464	Quartzite Stone Co., Inc. Lincoln 67455 Lincoln ph. 913-524-4494
Hunt Rock Co. P. O. Box 123 Garnett 66032 Anderson ph. 913-448-5962	George M. Myers, Inc. P. O. Box 911 El Dorado 67042 Butler, Geary ph. 316-321-4040	Reno Construction Co. P. O. Box 4278 Overland Park 66201 Johnson, Linn ph. 913-681-2381
Jewell County Highway Department Mankato 66956 Jewell ph. 913-378-3431	Nelson Quarries La Harpe 66751 Allen, Coffey, Montgomery, Woodson ph. 6	San Ore Construction P. O. Box 417 McPherson 67460 Graham ph. 316-241-2240
Jones Rock Co., Inc. P. O. Box M Emporia 66801 Coffey, Lyon ph. 316-342-2594	Neosho County Highway Department Erie 66733 Neosho ph. 316-244-3203	Marian Schaeffer Eskridge 66423 Wabaunsee ph. 913-449-2352
		Schwarche Quarries Morland 67650 Graham ph. 913-627-3771

Schwarche Quarries
Morland 67650
Graham
ph. 913-627-3771

Servaes Brothers Quarry
Atchison 66002
Atchison
ph. 913-367-3897

Southwest Rock & Chat Co.
P. O. Box 111
Baxter Springs 66713
Cherokee
ph. 316-356-2191

John J. Stark, Contractor
P. O. Box 7
Girard 66743
Cherokee, Crawford, Labette,
Montgomery
ph. 316-724-8283

Starnes Rock Products Co.
3354 Amidon
Wichita 67204
Butler
ph. 316-838-7148

State Highway Commission
Division 3, Norton 67640
Phillips
ph. 913-927-3315

Thompson-Strauss Quarries
Division of Inland Underground
Facilities, Inc.
P. O. Box 2249
Kansas City 66106
Wyandotte
ph. 913-342-1225

J. A. Tobin Construction Co.
3701 Rainbow Blvd.
Kansas City 66103
Wyandotte
ph. 913-262-2800

Union Quarries, Inc., subsidiary of
Ash Grove Lime & Portland
Cement Co.
P. O. Box 4540
Overland Park 66204
ph. 913-236-8258
Johnson
ph. 913-888-3838

Wabaunsee County Highway
Department
Alma 66401
Wabaunsee

Wade Agricultural Products
P. O. Box 38
La Cygne 66040
Miami
ph. 316-11

Walker Stone Co.
P. O. Box 269
Junction City 66441
Dickinson, Geary
ph. 913-238-6013

West Lake Quarry & Material Co.
P. O. Box 206
Bridgeton, Missouri 63044
Doniphan
ph. 913-739-1122

Wolf River Limestone, Inc.
Holton 66436
Doniphan
ph. 913-364-2491

CRUSHED ROCK PRODUCERS

..... LISTED BY COUNTY

Allen

Allen County Highway Department
Iola 66749

Nelson Quarries
La Harpe 66751

Anderson

Hunt Rock Co.
P. O. Box 123
Garnett 66032

Killough-Clark, Inc.
Box 623
Ottawa 66067

McAdam Limestone Products, Inc.
Route 1
Garnett 66032

Atchison

Atchison County Highway
Department
P. O. Box 373
Atchison 66002

Bromley & Sons Quarry
1100 Julia St.
Atchison 66002

Brox For Rocks
1502 N. 2nd.
Atchison 66002

Concrete Material Division
Martin-Marietta Corp.
Topeka 66604

N. R. Hamm, Inc.
Perry 66073

Servaes Brothers Quarry
Atchison 66002

Bourbon

Cullor Limestone Co., Inc.
20th & Sidney St.
Fort Scott 66701

Fort Scott Hydraulic Cement Co.
P. O. Box 267
Fort Scott 66701

Butler

Carr Rock Products Co.
P. O. Box 117
Neodesha 66757

Murray Limestone Products
P. O. Box 153
Pleasanton 66703

George M. Myers, Inc.
P. O. Box 911
El Dorado 67042

Starnes Rock Products Co.
3354 Amidon
Wichita 67204

Chase

Chase County Highway Department
Cottonwood Falls

Hallett Quarries
P. O. Box 296
Marion 66861

Chautauqua

Herb Adkins
P. O. Box 1238
Elgin 67361

Cherokee

Eagle-Picher Co.
Cardin, Oklahoma 74335

Southwest Rock & Chat Co.
P. O. Box 111
Baxter Springs 66713

John J. Stark, Contractor
P. O. Box 7
Girard 66737

Clay

Anderson Oxandale Co.
P. O. Box 425
Herington 67449

Bayer Construction Co., Inc.
P. O. Box 889
Manhattan 66502

Hallett Quarries
P. O. Box 296
Marion 66861

Cloud

L. W. Hayes, Inc.
Box 236
Paola 66071

Hopper Bros. Quarries
Pawnee City, Nebraska 68420
Coffey

Jones Rock Co., Inc.
P. O. Box M
Emporia 66801

Nelson Quarries
La Harpe 66751

Neosho Valley Rock Co.
Burlington 66839

Carrol Paxon
Burlington 66839

Cowley

Daniels Stone Co., Inc.
1711 E. 9th St.
Winfield 67156

Crawford

John J. Stark, Contractor
P. O. Box 7
Girard 66737

Dickinson

Anderson-Oxandale Co.
P. O. Box 425
Herington 67449

Walker Stone Co.
P. O. Box 269
Junction City 66441

Hallett Quarries
P. O. Box 296
Marion 66861

Doniphan

Everett Quarries, Inc.
Wathena 66090

West Lake Quarry & Material Co.
Route 1, P. O. Box 206
Bridgeton, Missouri 63044

Wolf River Limestone, Inc.
Holton 66436

Douglas

Concrete Materials Division
Martin-Marietta Corp.
P. O. Box 4052
Topeka

Killough-Clark, Inc.
Box 623
Ottawa 66067

Elk

Sedan Limestone Co.
Sedan 67361

Ellis

Aubel Asphalt Co.
P. O. Box 261
Hays 67601

Ellis County Highway Department
Hays 67601

Franklin

Concrete Materials Division
Martin-Marietta Corp.
Topeka 66604

Fogle Quarry
18th & Main St.
Ottawa 66067

Killough-Clark, Inc.
Box 623
Ottawa 66067

Geary

Anderson Oxandale
P. O. Box 425
Herington 67449

Grosshans & Petersen, Inc.
P. O. Box 350
Marysville 66508

Hallett Construction Co.
P. O. Box 296
Marion 66861

George M. Myers
P. O. Box 911
El Dorado 67042

Walker Stone Co.
P. O. Box 269
Junction City 66441

Graham

San Ore Construction Co., Inc.
P. O. Box 417
McPherson 67460

Schwarche Quarries, Inc.
Morlan 67650

Greenwood

Greenwood County Highway
Department
Eureka 67045

Jackson

Anderson-Oxandale Co.
P. O. Box 425
Herington 67449

Jefferson

Roy Baker Quarry, Inc.
Valley Falls 66088
Concrete Materials Division
Martin-Marietta Corp.
Topeka 66604

N. R. Hamm Quarry, Inc.
Perry 66073

Jewell

Jewell County Highway Department
Mankato 66956

Johnson

Deitz-Hill Development Co.
P. O. Box 4
Kansas City, Missouri 64141

Reno Construction Co.
P. O. Box 4278
Overland Park 66201

Union Quarries, Inc., subsidiary of
Ash Grove Lime & Portland
Cement Co.
P. O. Box 4540
Kansas City 66204

Kearny

Popejoy Construction Co.
Ulysses 67880

Labette

Harry Keith
1602 W. 7th St.
Coffeyville 67337

Labette County Highway
Department
Oswego 67356

O'Brien Rock Crusher
St. Paul 66771

John J. Stark, Contractor
P. O. Box 7
Girard 66743

Leavenworth

Concrete Materials Division
Martin-Marietta Corp.
Topeka 66604

N. R. Hamm Quarry, Inc.
Perry 66073

Lincoln

Quartzite Stone Co., Inc.
Lincoln 67455

Linn

Concrete Materials Division
Martin-Marietta Corp.
Topeka 66604

Reno Construction Co.
P. O. Box 4278
Overland Park 66201

Wade Agricultural Products
P. O. Box 38
La Cygne 66040

Lyon

Concrete Materials Division
Martin-Marietta Corp.
Topeka 66604

Jones Rock Co., Inc.
P. O. Box M
Emporia 66801

Marion

Walt Keeler Co., Inc.
826 E. Lincoln St.
Wichita 67211

Hallett Quarries
P. O. Box 296
Marion 66861

Marshall

Hopper Bros. Quarries
Pawnee City, Nebraska 68420

Koppes Brothers Quarries
Marysville 66508

McPherson

Hallett Quarries
P. O. Box 296
Marion 66861

Miami

L. W. Hayes, Inc.
Box 236
Paola 66071

Wade Agricultural Products
P. O. Box 38
La Cygne 66040

Killough-Clark, Inc.
Box 623
Ottawa 66073

Montgomery

Carr Rock Products Co.
P. O. Box 117
Neodesha 66757

John J. Stark, Contractor
P. O. Box 7
Girard 66743

Nelson Quarries
La Harpe 66751

Morris

Anderson-Oxandale Co.
P. O. Box 425
Herington 67449

Hallett Construction Co.
P. O. Box 296
Marion 66861

Nemaha

Concrete Materials Division
Martin-Marietta Corp.
Topeka 66604

Neosho

Harry Byers & Sons, Inc.
500 N. Plummer
Chanute 66731

Neosho County Highway Department
Erie 66733

O'Brien Rock Crusher
St. Paul 66771

Ness

Ness County Highway Department
Ness City 67560

Osage

Concrete Materials Division
Martin-Marietta Corp.
Topeka 66604

Killough-Clark, Inc.
Box 623
Ottawa 66073

Osborne

Osborne County Highway Department
Osborne 67473

Phillips

Phillips County Highway Department
Phillipsburg 67661

State Highway Commission
Topeka 66601

Van Buskirk Construction Co.
Norton 67654

Pottawatomie

Anderson-Oxandale Co.
P. O. Box 425
Herington 67449

Republic

Republic County Highway
Department
Belleville

L. W. Hayes, Inc.
Box 236
Paola 66071

Hopper Bros. Quarries
Pawnee City, Nebraska 68420

Rice

Hallett Quarries
P. O. Box 296
Marion 66861

Riley

Anderson-Oxandale Co.
P. O. Box 425
Herington 67449

Bayer Construction Co., Inc.
P. O. Box 889
Manhattan 66502

Concrete Materials Division
Martin-Marietta Corp.
Topeka 66604

Department of the Army
Fort Riley, Kansas 66442

Shawnee

Concrete Materials Division
Martin-Marietta Corp.
Topeka 66604

N. R. Hamm Quarry, Inc.
Perry 66073

Henry C. Luttjohann
Route 8
Topeka 66004

Trego

Aubel Asphalt Co.
P. O. Box 261
Hays 67601

Washington

Hopper Bros. Quarries
Pawnee City, Nebraska 68420

Wabaunsee

Concrete Materials Division
Martin-Marietta Corp.
Topeka 66604

Marian Schaefer
Eskridge 66423

Wabaunsee County Highway
Department
Alma 66401

Wilson

Benedict Rock & Lime Co.
Benedict 66714

Carr Rock Products Co.
P. O. Box 117
Neodesha 66757

Woodson

Nelson Quarries
La Harpe 66751

Sedan Limestone Co.
Sedan 67361

Wyandotte

Kansas City, City of
Wyandotte 66101

Thompson-Strauss Quarries
Division of Inland Underground
Facilities, Inc.
P. O. Box 2249
7000 Holliday Drive
Kansas City 66103

A.L.H.

COUNTY MINERAL VALUES

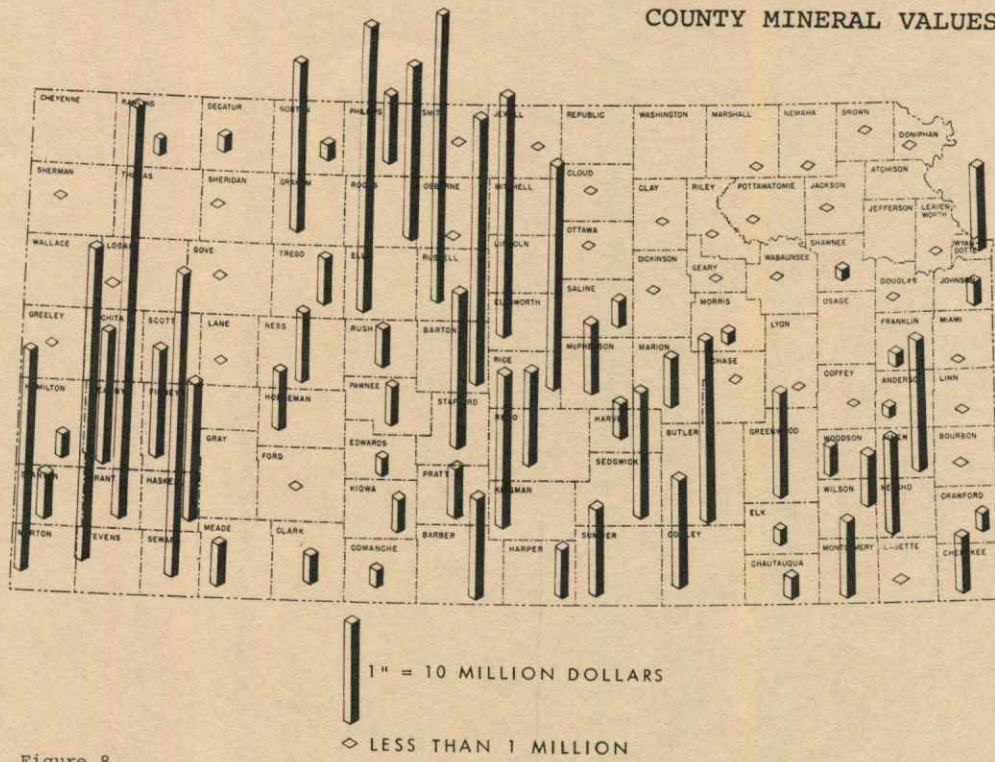


Figure 8

COUNTY ENERGY VALUES

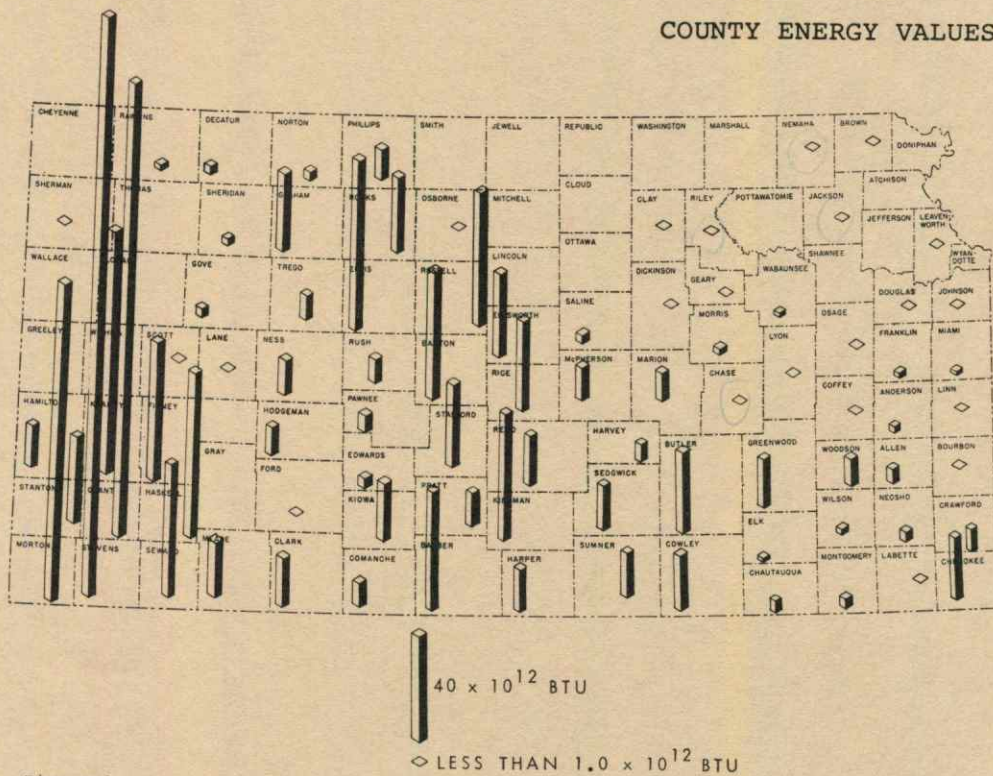


Figure 9

