


DIRECTORY OF KANSAS MINERAL PRODUCERS



1978

STATE OF KANSAS
ROBERT F. BENNETT, *Governor*

BOARD OF REGENTS

WALTER HIERSTEINER, *Chairman*
JAMES J. BASHAM
E. BERNARD FRANKLIN
JORDAN L. HAINES

M. PRUDENCE HUTTON
FRANK T. LOWMAN

JOHN CONARD, *Executive Officer*
ROBERT H. O'NEIL
MARSHALL REEVE
GLEE S. SMITH

GEOLOGICAL SURVEY ADVISORY COUNCIL

WILBUR T. BILLINGTON
VERNE E. DOW
ROBERT W. FRENSLEY
CHARLES FUSSMAN

ALFRED LOWENTHAL, JR.
EDYTHE McNALLY
E. A. MOSHER
DAVID L. POPE

ARLYN G. SMITH
WESLEY SOWERS
GEORGE E. WINTERS, JR.
DENNIS G. WOOLMAN

KANSAS GEOLOGICAL SURVEY, UNIVERSITY OF KANSAS, LAWRENCE, KANSAS 66044

ARCHIE R. DYKES, EdD, *Chancellor of the University and ex officio Director of the Survey*

WILLIAM W. HAMBLETON, PhD, *State Geologist and Director*

DEAN A. LEBESTKY, PhD, *Associate Director*

DIANA COLEMAN, *Assistant Director for Special Programs*

FRANK C. FOLEY, PhD, *Director Emeritus*

ADMINISTRATIVE SECTION

Gary Alan Waldron, BA,
Chief, Publications Group

Sharon K. Hagen, *Director,*
Visual Communications

COMPUTER SERVICES SECTION
Owen T. Spitz, MS, *Chief*

ENVIRONMENTAL GEOLOGY SECTION
Frank W. Wilson, MS, *Chief*

GEOCHEMISTRY SECTION
Gerard W. James, PhD, *Chief*

GEOLOGIC RESEARCH SECTION
John C. Davis, PhD, *Chief*

GROUND WATER SECTION
Manoutchehr Heidari, PhD, *Chief*
Howard G. O'Connor, MS, *Senior Geologist*

Rex Buchanan, MA, *Director,*
Information and Education

Lila M. Watkins,
Business Manager

MINERAL ECONOMICS SECTION
Carol Zarley, PhD, *Chief*

MINERAL RESOURCES SECTION
Lawrence L. Brady, PhD, *Chief*

SUBSURFACE GEOLOGY SECTION
William J. Ebanks, Jr., PhD, *Chief*

ENERGY ANALYSIS GROUP
Vacant, *Chairman*

COOPERATIVE STUDIES WITH THE UNITED STATES GEOLOGICAL SURVEY

WATER RESOURCES DIVISION
Joseph S. Rosenshein, PhD, *District Chief*

TOPOGRAPHIC DIVISION
L. H. BORGERDING, *Regional Engineer*

BRANCH OFFICES

SOUTHWEST KANSAS SUBDISTRICT OFFICE
1111 Kansas Plaza, Garden City 67846

WELL SAMPLE LIBRARY
4150 Monroe Street, Wichita 67209
R. L. Dilts, MS, *Geologist in Charge*

Cover Graphics: Pat Acker
Cover Layout: Carla Kuhn Fisher

DIRECTORY OF KANSAS MINERAL PRODUCERS

COMPILED BY

Helen Wolfe, Lawrence L. Brady, and Guadalupe Romero
with computer assistance by Douglas L. Beene and Owen T. Spitz

MINERAL RESOURCE SERIES 8

KANSAS GEOLOGICAL SURVEY
THE UNIVERSITY OF KANSAS
LAWRENCE, KANSAS

SEPTEMBER 1978

CONTENTS

	Page
ACKNOWLEDGMENTS	iv
INTRODUCTION	1
Sand and Gravel	1
Stone	3
Cement	6
Clay and Clay Products	6
Coal	7
Gypsum	8
Salt	9
Volcanic Ash	9
REFERENCES	10
PRODUCER INDEX: COMMODITY	11
Cement	12
Clay and Shale	13
Coal	14
Gypsum	15
Miscellaneous Industrial Minerals	
Micaceous Clay	15
Volcanic Ash	15
Salt	16
Sand and Gravel	16
Crushed Rock	31
Building Stone	39
PRODUCER INDEX: COUNTY	41
FIGURES	
1. Distribution by county of active mining of the various mineral commodities in Kansas.	2
2. Geologic timetable for Kansas rocks.	4
3. Distribution of geologic rocks systems in Kansas.	5

ACKNOWLEDGMENTS

This publication is the direct result of the cooperation of the numerous individuals and companies producing economic minerals in Kansas. Their response to our questionnaire and willingness to supply various information requests has resulted in a directory that shows a large number of changes from the last directory issued in 1974. Cooperation from the county engineers is also acknowledged because of their response to our questions concerning quarry and pit changes in their respective counties.

INTRODUCTION

This directory of Kansas mineral producers represents those companies and individuals that are producing economic minerals other than oil, gas, liquified gases, or helium. Included in the listings are producers and their active production locations for sand and gravel, crushed rock, building stone, cement, clay and clay products, volcanic ash, gypsum, salt, and coal.

Distribution of the mining and production of these various mineral commodities by county (Fig. 1) shows the general occurrence and production activity in Kansas. A general discussion of the mineral distribution uses and general quantity of reserves is present in Hardy (1970).

Total value of the minerals and mineral products of the mines, quarries, and pits listed in the directory exceeded 230 million dollars for the 1977 production. This figure represents about 15 percent of the total 1977 Kansas mineral production figure of 1.5 billion dollars (Zarley and Collins, 1978). The remaining 85 percent of the Kansas mineral production is attributed to oil and gas and their derivative products.

Many of the listed mineral commodities are limited in distribution to certain geologic units that were deposited during certain geological time periods. Other commodities may be present in rock types that are present in several geologic time units. To aid the reader, a generalized geologic timetable is shown in Figure 2, and distribution of the rock units at the surface in Kansas is shown in Figure 3.

Sand and Gravel

The most widespread production of a Kansas non-fuel mineral commodity is sand and gravel recovered from open pits and dredging operations (Fig. 1) in 72 counties.

Most of the state's production of sand and gravel is associated with dredging operations along the state rivers, mainly the Kansas River and the Arkansas River. Sand production within these two rivers and the alluvial deposits associated with them accounts for nearly 65 percent of the state's total. Open-pit-type operations, mainly in the sands and gravels associated with the widespread Ogallala Formation (Pliocene age), are common in the western counties of the state.

Nearly all of the sand production in Kansas is used for various construction purposes, however, some of the sand from the Kansas River near Kansas City is used as industrial sand for manufacturing purposes. The leading counties in the production of sand and gravel are Sedgwick, Wyandotte, Reno, and Shawnee.

Stone

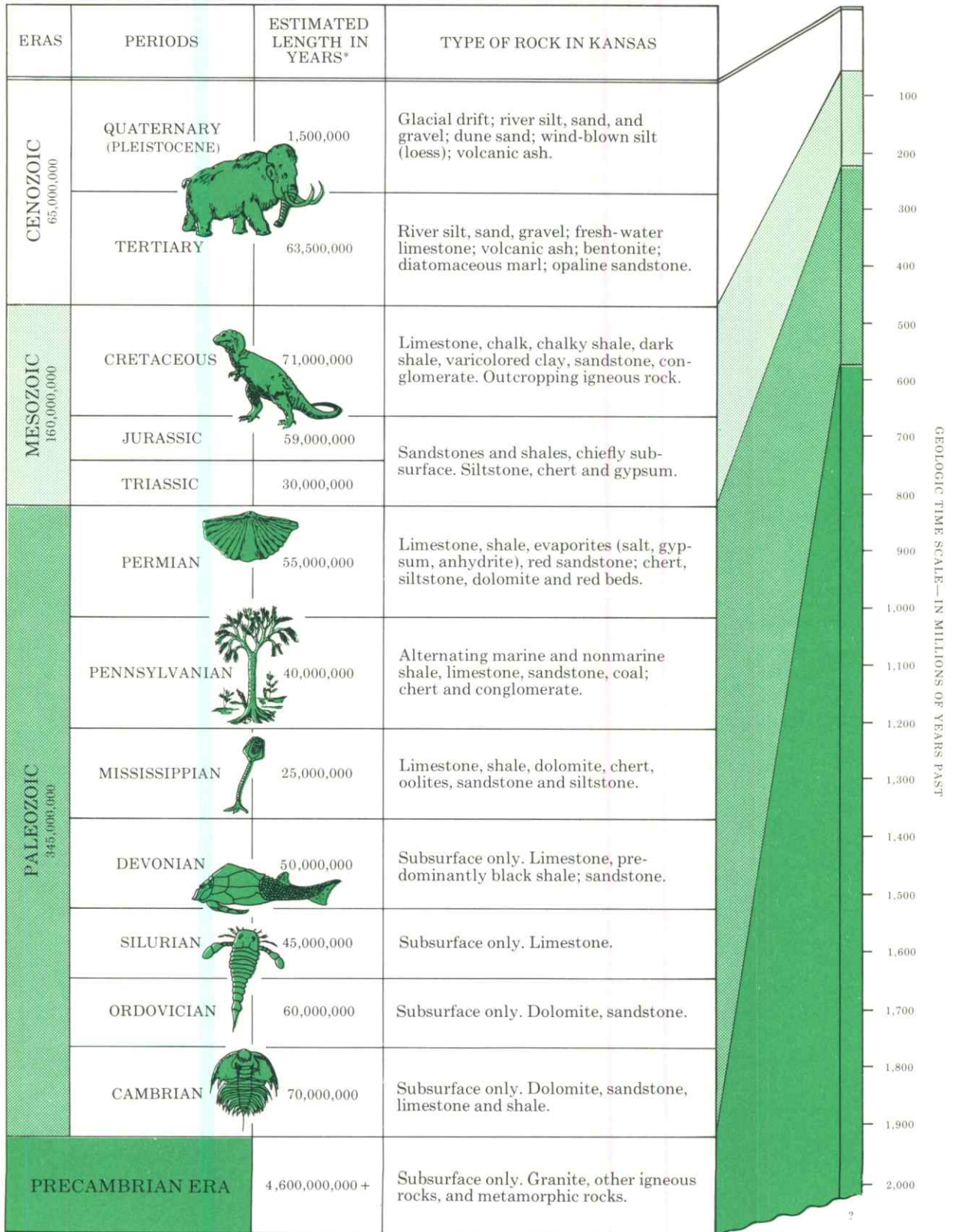
Extensive use is made of limestone beds in the eastern third of Kansas for construction and agriculture markets. Limestones of Middle and Late Pennsylvanian age and Early Permian age are used extensively in the state for concrete aggregate, road metal, and agriculture lime. In addition, some of the Pennsylvanian limestones are used for the manufacture of cement in eastern Kansas. Some Upper Cretaceous limestones are used at selected locations in the western part of the state. Widely used in northwestern Kansas although of limited areal occurrence are sandstones having a calcite cement that are present in the Dakota Formation (Early Cretaceous age).

Dimension stone and decorative stone produced at the present time is limited to certain Lower Permian limestone units as discussed by Grisafe (1976), and to small amounts of silicified Niobrara Chalk in Smith County.

Figure 2

GEOLOGIC TIMETABLE AND KANSAS ROCK CHART

(Not scaled for geologic time or thickness of deposits)

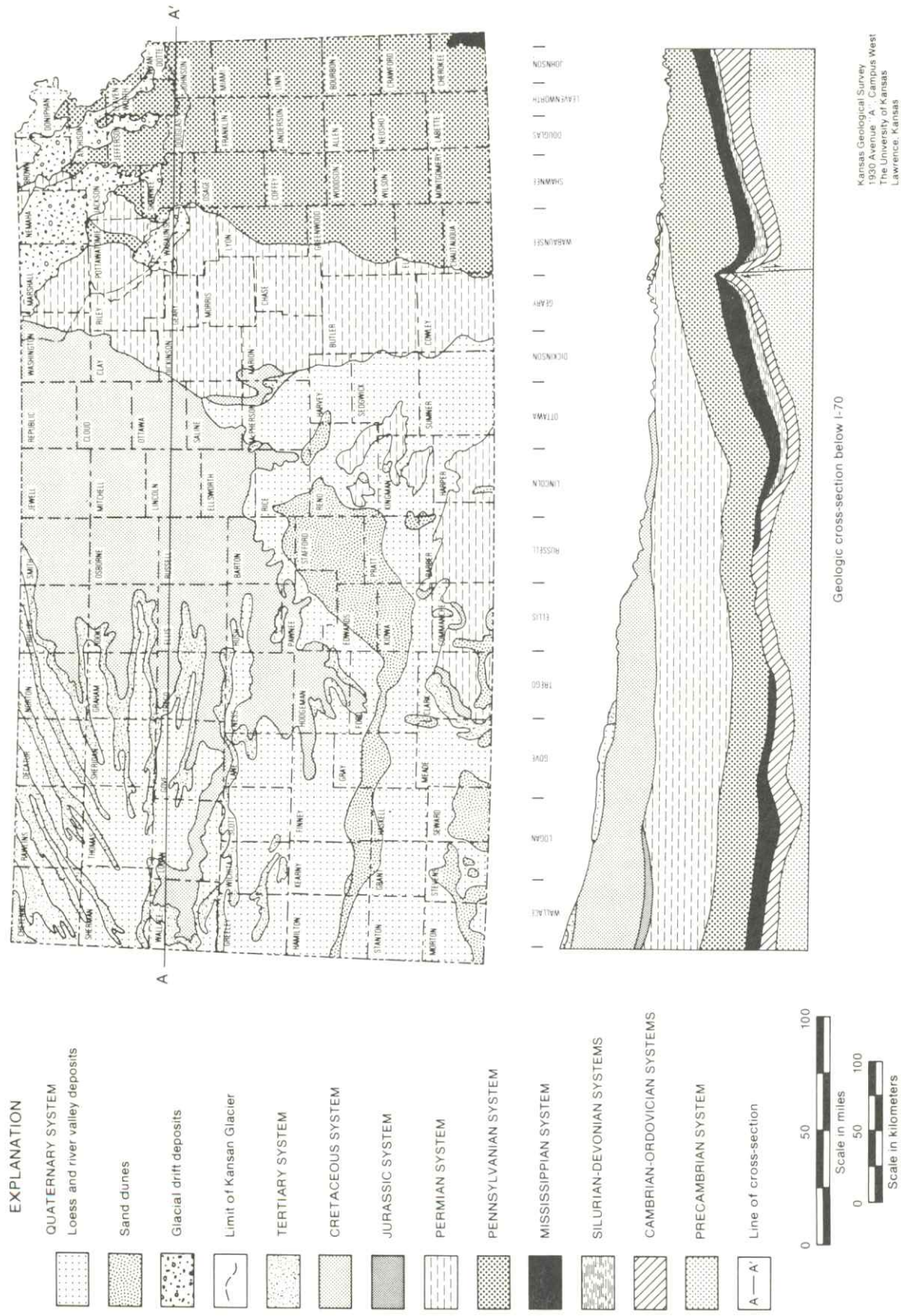


Kansas Geological Survey

* Geological Timetable by F.W.B. Van Eysinga

Elsevier Publishing Company, 1972

Figure 3



Most of the stone production is from open quarries, however, there are six underground limestone mines presently operating in Kansas in the Atchison and Kansas City areas.

In 1977 the total tonnage of stone mined or quarried in Kansas exceeded 13 million tons. Leading counties in crushed limestone, excluding the stone used in cement production, are Johnson, Elk, Wyandotte, and Shawnee. Lincoln County is the most important county for crushed sandstone production. Leading counties in the production of dimension stone are Cowley, Pottawatomie, and Chase.

Cement

Cement that is produced in Kansas is made primarily from limestone beds of Late Pennsylvanian age that are present in the eastern one-fourth of the state. Limestone formations used in the production of cement include the Iola Limestone that is used at two locations, and the Wyandotte Limestone, Drum Limestone, Stanton Limestone, and the Argentine Limestone that are each utilized at a different cement plant.

One exception to the use of Pennsylvanian age limestone for cement is the use of Niobrara Chalk (Upper Cretaceous) from a Kansas quarry by a cement plant located just across the state line at Superior, Nebraska.

Production of cement from the five Kansas plants amounted to an estimated 2.1 million tons during 1977.

Clay and Clay Products

Brick, sewer pipe, chimney tile, pottery, and lightweight aggregate are all products presently made from Kansas clays and shales. In addition, shales are also utilized in the manufacture of cement.

Kansas has two geographic areas of brick plants. Three brick plants are present in the north-central part of the state where they utilize clays from the Dakota Formation of Early Cretaceous age. Three brick plants and one large sewer tile plant are present in the southeast part of the state and use shales and clays of Middle and Late Pennsylvanian age. The two lightweight aggregate plants in Kansas utilize local clays - one from the Cretaceous Kiowa Shale and the second from the Weston Shale Member of the Stranger Formation of Late Pennsylvanian age.

In Woodson County, one clay operation mines a micaceous clay, formed from the residual weathering of basic igneous rocks, to be used as an additive to soils and livestock feed.

Total value for clay and clay products produced in 1977 is estimated by Zarley and Collins (1978) to exceed 20 million dollars. Cherokee County is the leading Kansas county in the total annual amount of clay products produced.

Coal

During the 1970s, the production of coal in Kansas has been entirely from southeast Kansas and presently the mines are in Linn, Bourbon, Crawford, Cherokee, and Labette counties. All coal production is presently recovered by surface mining methods; it is anticipated that this mode of mining will continue in the near future. This dominance of surface mining has not always been the rule. Approximately two-thirds of the accumulative Kansas coal production total of nearly three hundred million tons was obtained from underground mining methods.

Coal reserves shallow enough for surface mining are present in 25 counties in eastern Kansas (Brady, Adams, and Livingston, 1976). All of

these coal reserves are associated with Middle and Upper Pennsylvanian rocks. In addition to the Pennsylvanian coals, some local deposits of lignite associated with the Dakota Formation (Early Cretaceous age) are present, but are not presently considered to have sufficient thickness and continuity for commercial development. In 1977, Bourbon County was the leading county in coal production, although Cherokee and Crawford have traditionally been the leading counties for this commodity.

Gypsum

There are widespread deposits of gypsum that are present across the central part of the state in a general north-south direction. However, gypsum is produced at only two locations - one in Barber County near the south edge of the state, and the second is in Marshall County in the northern part of Kansas. Location of the mining operations, however, is not only dependent on the thickness and quality of the gypsum bed, but also on the market areas and their distance from production.

Both of the mines produce gypsum by shallow underground mining operations and have processing facilities for the manufacture of wallboard, plaster, and other gypsum products situated at the mine location or within a short haul distance from the mine. Both mines produce gypsum from geologic units of Early Permian age, but stratigraphically they are quite different in the type of deposit. In Barber County the gypsum is produced from the Blaine Formation which is part of the general red bed - shale sequence of Lower Permian rocks. Gypsum produced in Marshall County is obtained from the Easley Creek Shale, which is one unit in a sequence of limestones and shales that occurs at a much lower stratigraphic position than the Blaine Formation.

Salt

Deposits of salt (halite) are present in a large portion of the western half of the state. However, mining of the salt occurs along a general north-south line in the central part of Kansas. The entire production of salt is from the Hutchinson Salt Member of the Wellington Formation (Lower Permian). Rock salt is produced by underground room and pillar mining methods at three locations and as salt brine from solution wells that are processed at 5 other locations.

Two major salt units other than the Hutchinson Salt that are present in Kansas include the "Cimarron salt" in the Ninnescah Shale, and the "Blaine salt" in Flower-pot Shale (Bayne, 1972, p. 3, 8). Both of these salt units are younger than the Hutchinson Salt unit, but also are present in rocks of Early Permian age. Distribution and thickness of these salt beds and the Hutchinson Salt are shown in Bayne (1972, p. 5 - 6).

Volcanic Ash

The occurrence of volcanic ash is recorded in 39 counties in Kansas, mainly in northwestern and southwestern counties. Generally, the deposits are small and thin and associated with alluvial deposits of Pleistocene age. Uses of volcanic ash are varied, but it can be used as an oil absorbant, mild abrasive, filter aid, aggregate in concrete, inert filler, extender, carrier, and in artware bodies (Bauleke, 1952). In the past, extensive use was made of the volcanic ash as a top dressing on "black top" roads in the state. At the present time, only limited use is being made of the Kansas volcanic ash, with commercial production limited to Norton and Lincoln counties.

REFERENCES

- Bauleke, M.P., 1952, What's new in volcanic ash for industry?: Kansas Geol. Survey Bull. 157, pt. 3, 19 p.
- Bayne, C.K., 1972, Supplemental areas for storage of radioactive wastes in Kansas: Kansas Geol. Survey Spec. Dist. Pub. 60, 20 p.
- Brady, L.L., Adams, D.B., and Livingston, N.D., 1976, An evaluation of the strippable coal reserves in Kansas: Kansas Geol. Survey Mineral Resources Series no. 5, 40 p.
- Grisafe, D.A., 1976, Kansas building limestone: Kansas Geol. Survey Mineral Resources Series no. 4, 42 p.
- Hardy, R.G., 1970, Inventory of industrial, metallic, and solid-fuel minerals in Kansas: Kansas Geol. Survey Bull. 199, pt. 5, 30 p.
- Zarley, Carol and Collins, D.R., 1978, Kansas mineral industry report, 1975-77: Kansas Geol. Survey Mineral Resources Series no. 6, 42 p.

CEMENT PRODUCERS LISTED ALPHABETICALLY

COMPANY	ADDRESS	TELEPHONE	COUNTY	LOCATION	LEASE
PORTLAND CEMENT					
ASH GROVE CEMENT CO.	CHANUTE, KANSAS 66720	316-431-4500	NEOSHO	23-27-17E 24-27-17E 25-27-17E 08-27-18E 17-27-18E 18-27-18E	
GENERAL PORTLAND INC. VICTORY DIVISION	BOX 479 FREDONIA, KANSAS 66736	316-378-2189	WILSON	24-29-14E 19-29-15E	
BASIC INDUSTRIES, INC.	BOX 228 SUPERIOR, NEBRASKA 68978	402-879-3267	JEWELL	06-01-07W	BASIC INC., INC.
LONE STAR INDUSTRIES, INC.	BOX 297 BONNER SPRINGS KANSAS 66012	913-422-1050	WYANDOTTE	NW 28-11-23E SW 21-11-23E	LONE STAR LONE STAR
MONARCH CEMENT CO.	P.O. BOX 187 HUMBOLDT, KANSAS 66748	316-473-2223	ALLEN	SE 09-26-18E NE 16-26-18E	MONARCH CEMENT MONARCH CEMENT
UNIVERSAL ATLAS CEMENT DIVISION, U.S. STEEL CORP.	BOX 428 INDEPENDENCE, KANSAS 67301	316-331-0200	MONTGOMERY	NW 04-33-16E NE 05-33-16E E 32-32-16E NW 05-33-16E SE 05-33-16E SW 04-33-16E SE 09-32-15E W 16-32-15E	

CLAY AND SHALE PRODUCERS LISTED ALPHABETICALLY

COMPANY	ADDRESS	TELEPHONE	COUNTY	LOCATION	LEASE
ACME BRICK CO.	S. WASHINGTON ST. WEIR, KANSAS 66781 BOX 98 KANOPOLIS, KANSAS 67454	316-396-8217 913-634-5211	CHEROKEE ELLSWORTH	34-31-24E SW 34-16-08W W 23-14-07W N 25-15-07W SE 34-15-07W	ACME BRICK POGGS REMLEY SPARKS VONDERS
CDP D/B/A HUMBOLDT BRICK AND TILE CO.	P.O. BOX 185 HUMBOLDT, KANSAS 66748	316-473-2211	ALLEN	34-25-18E	
EXCELSIOR BRICK CORP.	FREDONIA, KANSAS 66736	316-378-2174	WILSON	04-29-14E 10-29-14E 11-29-14E	
GENERAL FINANCE, INC. CLOUD CERAMICS DIVISION	P.O. BOX 369 CONCORDIA, KANSAS 66901	913-243-1284	CLOUD	NE 13-06-03W NE 13-06-03W SW 32-07-02W NW 05-08-02W SE 30-07-02W	CLOUD CERAMICS C-80 CLOUD CERAMICS C-77 CLOUD CERAMICS C-54 CLOUD CERAMICS C-53 CLOUD CERAMICS C-171
KANSAS BRICK & TILE CO., INC.	BOX 414 HOISINGTON, KANSAS 67544	316-653-2157	BARTON	E 20-18-13W	SMITH
WILKINSON INC.	WEIR, KANSAS 66781	316-396-8711	CHEROKEE	N 20-32-25E	WILKINSON
BUILDEX, INC.	BOX 62299 PITTSBURG, KANSAS 66762 BOX 15 OTTAWA, KANSAS 66067 BOX 87 MARQUETTE, KANSAS 67464	316-231-1050 913-242-2177 913-546-2276	FRANKLIN MCPHERSON	23-17-19E 01-17-05W	BUILDEX, INC. BUILDEX, INC.
PITTSBURG POTTERY	P. O. BOX 62005 PITTSBURG, KANSAS 66762	316-231-3920	CHEROKEE	SW 17-32-25E	WILKINSON, INC.

COMPANY	ADDRESS	TELEPHONE	COUNTY	LOCATION	LEASE
W.S. DICKEY CLAY MANUFACTURING CO.	P.O. BOX 6 PITTSBURG, KANSAS 66762	316-231-1400	CRAWFORD	E SE 16-29-25E SW 09-30-25E W 11-30-25E SE 10-30-25E N 20-32-25E	W.S. DICKEY W.S. DICKEY W.S. DICKEY PRICE WILKINSON, INC.
COAL PRODUCERS LISTED ALPHABETICALLY					
ALTERNATE FUELS INC.	P.O. BOX 1322 PITTSBURG, KANSAS 66762	316-764-3822	CRAWFORD	SE NE 34-28-25E SW 34-28-25E	BLESSANT BLESSANT
THE CLEMENS COAL CO.	BOX 62299 PITTSBURG, KANSAS 66762	316-231-1050	CRAWFORD	16-28-25E 10-31-25E 11-31-25E 14-31-25E	NO.22 NO.25 NO.25 NO.25
BRADBURY BRCS. COAL	RT. 1, BOX 194A FT. SCOTT, KANSAS 66701	316-223-5040	BOURBON	SE 20-27-25E SW 28-26-25E	
BILLS COAL CO., INC.	5200 S. YALE AVE. TULSA, OKLAHOMA 74135 2809 N BROADWAY, PO BOX 13316 PITTSBURG, KANSAS 66762 P. O. BOX 471 FT. SCOTT, KANSAS 66701	918-663-4446 316-223-2280 316-223-1350	BOURBON	S 25-26-25E SE 26-26-25E 23-26-25E 24-26-25E	FT. SCOTT MINE FT. SCOTT MINE FT. SCOTT MINE FT. SCOTT MINE
FUEL DYNAMICS, INC	P. O. BOX 1030 FT. SCOTT, KANSAS 66701	316-857-2645	BOURBON LALETTE	02-24-25E N 28-34-21E	FULTON MINE CHETOPA MINE
MINE CREEK COAL CO., INC.	BOX 308 OSWEGO, KANSAS 67536	316-232-9090	CRAWFORD	02-31-22E 14-31-22E	GOLDEN EAGLE MINE GOLDEN EAGLE MINE
MINE CREEK COAL CO., INC.	BOX 128 MOUND CITY, KS 66056	913-795-2401	LINN	SE 24-21-25E	MINE CREEK MINE

COMPANY	ADDRESS	TELEPHONE	COUNTY	LOCATION	LEASE
OSAGE MINING & ENGINEERING	BOX 342, 522 MAIN ST. MOUND CITY, KANSAS 66056	913-795-2766	LINN	12-23-24E	PRESGOTT #1
PATS COAL CO.	R.R. 1, BOX 157 FT. SCOTT, KANSAS 66701	316-223-3870	BOURBON	E 20-26-25E	
PRODUCERS MINING INC.	RT. 1 ARCADIA, KANSAS 66711	316-223-0661	CRAWFORD	N 29-27-25E N 31-27-25E	
WILKINSON INC.	WEIR, KANSAS 66781	316-396-8711	CHEROKEE	NE 18-32-25E	WILKINSON
GYPSUM PRODUCERS LISTED ALPHABETICALLY					

GEORGIA PACIFIC CORP. GYPSUM DIVISION	P.O. BOX 187 BLUE RAPIDS, KANSAS 66411	913-226-7767	MARSHALL	NW 16-04-17E	(U)
NATIONAL GYPSUM CO.	MEDICINE LODGE, KANSAS 67104	316-886-5613	BARBER	09-31-15W 16-31-15W	(U) (U)
MISCELLANEOUS INDUSTRIAL MINERAL PRODUCERS LISTED ALPHABETICALLY					

MICACEOUS CLAY	-----				
MICROLITE INC.	1100 S. KATY CHANUTE, KANSAS 66720	316-431-0530	WOODSON	29-26-15E 32-26-15E	
VOLCANIC ASH	-----				
ERNEST HANZLICEK	WILSON, KANSAS 67490	913-658-4172	LINCOLN	SW 27-13-10W	HANZLICEK
CALVERT MINES, INC.	P.O. BOX 97 NORTON, KANSAS 67654	913-877-2944	NORTON	SW 25-02-22W	MILLER

SALT PRODUCERS LISTED ALPHABETICALLY

COMPANY	ADDRESS	TELEPHONE	COUNTY	LOCATION	LEASE
AMERICAN SALT CO.	3142 BROADWAY KANSAS CITY, MO. 64105 LYONS, KANSAS 67554	816-753-7100 316-267-2361	RICE	10-20-08W (U) 15-20-08W (S)	
CARGILL SALT DEPT	BOX 1403 HUTCHINSON, KANSAS 67501	316-663-2141	RENO	19-23-05W (S)	
CAREY SALT A DIVISION OF INTERPACE CORP.	1800 CAREY BLVD. HUTCHINSON, KANSAS 67501	316-662-3341	RENO	16-23-05W (U) 17-23-06W (S)	
INDEPENDENT SALT CO.	KANCPOLIS, KANSAS 67454	913-472-4421	ELLSWORTH	NW 29-15-07W (U)	
MORTON SALT DIVISION MORTON-NORWICH PRODUCTS, INC.	110 N. WACKER DR. CHICAGO, ILLINOIS 60606 BOX 1547 HUTCHINSON, KANSAS 67501	312-621-5200 316-669-0401	RENO	23-23-06W (S)	
VULCAN MATERIALS COMPANY CHEMICALS DIVISION	BOX 12283 WICHITA, KANSAS 67277	316-524-4211	SEOGWICK	20-29-02W (S) VULCAN MAT., LS. C	
SAND AND GRAVEL PRODUCERS LISTED ALPHABETICALLY					
ABILENE SAND, INC.	BOX 524 ABILENE, KANSAS 67410	913-263-3492	DICKINSON	SE 25-13-01E	WILSON
ALLIED INC.	HAYS, KANSAS 67601	913-625-3459	ELLIS	NW 28-15-18W	WERTH
ALSOP SAND CO. INC.	11TH & M ST. BOX 345 BELLEVILLE, KANSAS 66935	913-527-2248	CLAY REPUBLIC	SW 02-08-02E SE 07-03-04W NW 20-03-04W	DITTMAR RUNFT RUNFT
AMERICAN SAND & MATERIAL CO. INC.	448 S. 26TH KANSAS CITY, KANSAS 66105	913-342-4208	WYANDOTTE	18-11-25E	KANSAS RIVER

COMPANY	ADDRESS	TELEPHONE	COUNTY	LOCATION	LEASE
ARENSMAN SAND & GRAVEL CO.	CHASE KANSAS 67524 RAYMOND KANSAS 67573	316-338-2532 316-534-2822	RICE	NE 29-20-10W	DURHAM
ARKANSAS SAND CO., INC.	BOX 742 GREAT BEND, KANSAS 67530	316-793-9458	BARTON	NE 04-20-13W SE 06-20-11W	G.D. PETERS
ASSOCIATED MATERIAL SUPPLY CO., INC.	6015 N BROADWAY BOX 4064 WICHITA, KANSAS 67204	316-744-0433	SUMNER	07-30-02E	BUTTS
	MULVANE, KANSAS 4405 W. 53RD NORTH ST. WICHITA, KANSAS 67204	316-777-1421 316-722-0281	SEDGWICK	N 23-26-01W	CLARK
BARBER CO. PUBLIC WORKS DEPT.	MEDICINE LODGE, KS 67404	316-886-3213	BARBER	06-12-32W	
BARTON CO. ROAD DEPT	BOX 46 GREAT BEND, KANSAS 67530	316-792-4571	BARTON	05-20-11W #901 SE 32-19-13W #900 32-19-14W #902 31-19-14W #903	
ROD BENTLEY SAND & GRAVEL	SHIELDS, KANSAS 67874	316-397-5669	GOVE	SW 24-15-28W	BENTLEY
BENTLEY SAND CO.	BENTLEY KANSAS 67016	316-772-5515	SEDGWICK	NW 13-25-02W NE 17-25-01W	WOLFE VOGT
BIG RIVER SAND CO., INC.	8027 W. KELLOGG WICHITA, KANSAS 67209 1510 W. 55TH SOUTH WICHITA, KANSAS 67217	316-722-7471 316-524-0691	SEDGWICK	18-28-01E	MANTZ & STOLZHEISE
BLUE RIVER SAND & GRAVEL CO.	BOX 38 BLUE RAPIDS, KANSAS 66411	913-226-7914	MARSHALL	SW 19-04-07E NE 25-04-06E	STRYKER HOCKER

COMPANY	ADDRESS	TELEPHONE	COUNTY	LOCATION	LEASE
BRYANT SAND & GRAVEL CO.	RT. 1 BOX 218 BURRTON, KANSAS 67020 RT 2 BOX 218 BURRTON, KANSAS 67020	316-463-5621 316-463-2511	HARVEY HARVEY	NE 06-24-03W 27-23-03W	
BUILDERS SAND CO.	78TH & HOLLIDAY DRIVE KANSAS CITY, KANSAS 66106	913-375-1414	JOHNSON	33-11-23E	BUILDERS
CITY OF KINGMAN	KINGMAN, KS 67068	316-532-3111 -	KINGMAN	SE 15-28-09W	TUNNEY
CHEYENNE CO. ROAD DEPT	ST. FRANCIS, KANSAS 67756	913-332-2621	CHEYENNE	19-01-41W 16-02-42W 09-05-37W 19-01-38W 07-05-39W 24-05-39W	PALMER MORRIS NELSON RAMSEY MUELLER GRESS
CLARK CO. ROAD DEPT	ASHLAND, KANSAS 67831	316-635-2832	CLARK	SE 12-32-22W 27-32-23W NW 13-30-23W NE 18-33-23W 18-31-22W	WAITS ABELL PYLE RHODES YOUNG BROS.
COMANCHE CO. ROAD DEPT	COLDWATER, KANSAS 67029	316-582-2933	COMANCHE	30-33-16W 12-35-19W	BURNETT DEGOLVER
CONSUMERS SAND CO., INC.	924 W. RAILROAD STPEET TOPEKA, KANSAS 66608 4120 NE BELMONT STREET TOPEKA, KANSAS 66616	913-232-5117 913-232-1414	SHAWNEE SHAWNEE	- - SW 23-11-16E	KS. RIVER JACKSON
CUMLEY SAND CO.	1001 E. 63RD SOUTH WICHITA, KS 67217	316-524-3931 -	SEDGWICK	NW NE 33-28-01E	
DAVIS & SONS SAND SALES	RT. 1 DODGE CITY, KANSAS 67801	316-227-6301	FORD	SW 31-26-25W	BAILEY

COMPANY	ADDRESS	TELEPHONE	COUNTY	LOCATION	LEASE
ED DAY	RT. 4 TOPEKA, KANSAS	913-235-6009	SHAWNEE	26-11-16E	
DODGE CITY SAND CO.	500 E. CHERRY DODGE CITY, KANSAS 67801 314 W. 14TH & BEESON DODGE CITY, KANSAS 67801	316-227-6091 316-227-6091	FORD FORD	36-26-25W 34-26-25W	LOTS 5 & 6
COLESE BROTHERS CO.	BOX 1841 WICHITA, KANSAS 67201	316-262-1428	SEUGWICK	NW 07-27-01E	
EAKIN SAND & GRAVEL CO.	BOX 48 LARNED, KANSAS 67550	316-285-391E	PAWNEE	SW 05-22-16W NW 08-22-16W	EAKIN
EDWARDS CO. HIGHWAY DEPT.	R. R. 1, BOX 18-D KINSLEY, KANSAS 67547	316-659-2188 316-559-2632	EDWARDS	35-24-19W	FELDMAN
ELK CO. ROAD DEPT	P. O. BOX 327 HOWARD, KANSAS 67349	316-374-2580	ELK	31-28-09E	BARNES
ELLIS CO. ROAD DEPT	HAYS, KANSAS 67601	913-625-7334	ELLIS	22-15-16W	FOSTER
ELLSWORTH CO. ROAD DEPT.	ELLSWORTH, KANSAS 67439	913-472-4003	ELLSWORTH	SW 18-15-08W SW 27-15-08W SE SW 23-16-07W	CROY THIELEN PEPPIATT
FINLAYSON GRAVEL & READY-MIX	BARNES, KANSAS 66933	913-763-4314	WASHINGTON	NE 18-03-05E	
FORD CO. ROAD DEPT.	DODGE CITY, KANSAS 67801	316-225-4861	FORD	NW 12-27-24W S NW 01-27-21W	FORD CO. MOLLITOR
FOUNTAIN SAND & GRAVEL PIT	ARLINGTON, KANSAS 67514	316-538-2393	RENO	SE 06-25-07W	FOUNTAIN

COMPANY	ADDRESS	TELEPHONE	COUNTY	LOCATION	LEASE
FYFE SAND & GRAVEL CO.	BOX 331 CONCORDIA, KANSAS 66902	913-243-4249	CLOUD CLAY	26-05-03W SE 11-06-01E	FYFE FYFE
GOVE CO. ROAD DEPT.	GOVE, KANSAS 67736	913-938-2871	GOVE	04-11-29W	
GRAVEL PRODUCTS, INC.	NICKERSON, KANSAS 67561	316-422-3249	RENO	SW 15-22-07W	PAULSON
GRAY CO. ROAD DEPT.	CIMARRON, KANSAS 67835	316-855-3815	GRAY	34-25-29W	
GREELEY CO. ROAD DEPT.	TRIBUNE, KANSAS 67869	316-376-4253	GREELEY	VARIOUS	VARIOUS
HAMILTON CO. ROAD DEPT.	SYRACUSE, KANSAS 67878	316-384-5135	HAMILTON	05-24-40W 09-25-42W	
HARPER CO. ROAD DEPT.	COURTHOUSE ANTHONY, KANSAS 67003	316-842-5240	HARPER	SE 10-32-09W NW 14-32-09W SE 15-32-05W SW 09-34-08W N 09-32-08W NW 12-32-09W SW 11-32-06W NE 08-34-06W NW 35-31-05W SW 18-31-05W S 09-32-08W SW 21-32-09W NE 28-32-09W SE 05-31-07W SW 14-34-05W SW 34-33-07W SW 14-32-05W NW 22-31-09W SE 19-34-08W SW 15-31-05W NE 22-32-05W SW 04-32-06W SE 14-31-08W NW 31-31-06W NE 31-32-08W N 15-34-09W NE 06-32-06W	BIBERSTEIN BIBERSTEIN BOWERSOCK BURNETT BURNS-SQUIRE BUSH CARTER HARPER HIEBERT HOOVER & RIDING HOYT JOHNSTON JOHNSTON JOSLIN JOYNER MONTAGUE MCCOY MUIR & MUIR PATTERSON SCHLICKAU STRADER THOMPSON TROYER WILLIAMS SULLIVAN BAEBS SHORT

COMPANY	ADDRESS	TELEPHONE	COUNTY	LOCATION	LEASE
HAVEN SAND CO., INC.	HAVEN, KANSAS 67543	316-465-3600	RENO	NE 20-24-04W	MOUNT
HASKELL CO. ROAD DEPT.	SUBLETTE, KANSAS 67877	316-675-2234	HASKELL	20-30-34W	BRYANT
HAYNES SAND & GRAVEL	RT 1, 1300 W. CHESTNUT ARKANSAS CITY, KANSAS 67005 600 E. MADISON ARKANSAS CITY, KANSAS 67005	316-442-2024	COWLEY	NE 26-34-03E	ANDREWS
JAMES HENNES	BELOIT, KANSAS 67420	913-738-2559	MITCHELL	NW 10-07-07W	NORTH
HODGEMAN CO. ROAD DEPT.	JETHROE, KANSAS 67854	316-357-4355	HODGEMAN	17-21-23W 23-22-26W 30-22-26W	
HOLIDAY SAND & GRAVEL CO.	6811 W. 63RD OVERLAND PARK, KANSAS 66202 913-422-3095 50NNER SPRINGS, KANSAS 66012 913-422-3080 EDWARDSVILLE, KANSAS 66022 913-441-1700 EDWARDSVILLE, KANSAS 66022	913-236-5920	JOHNSON	32-11-23E	SCHEIDT
HOSKINSON SAND & GRAVEL CO.	RT. 1, BOX 66 HUTCHINSON, KANSAS 67501	316-662-7783	RENO	27-11-23E 29-11-24E	H.S.G. H.S.G.
HUE MATERIALS, INC.	P.O. BOX 11126 KANSAS CITY, MO. 66111 78TH AND HOLIDAY LR. MORRIS, KANSAS 5900 THORN DR. TURNER, KANSAS 66087 55TH AND K-32 MUNCIE, KANSAS 66057	- - 913-375-1377 913-287-7059 913-287-8212	WYANDOTTE	SE 08-23-06W	HOSKINSON MORRIS PLANT MEAGER SW 12-11-24E
HY-GRADE CONSTRUCTION & MATERIALS, INC.	ST. PAUL, KS. 66771	316-449-2293	NEOSHO	SE 15-29-20E	HY-GRADE

COMPANY	ADDRESS	TELEPHONE	COUNTY	LOCATION	LEASE
INLAND ENGINEERING CO., INC.	STOCKTON, KS. 67669	- -	ROOKS	NE 32-07-18W NW 22-07-17W	EISENHOWER SIMONS
J & R SAND CO., INC.	BOX 698 LIBERAL, KANSAS 67901	316-624-5287	SEWARD	28-32-33W 33-32-33W 34-32-33W 20-33-32W 36-32-32W	LEMERT LEMERT LEMERT SALLEY FRAZIER
JEWELL CO. ROAD DEPT.	MANKATO, KANSAS 66956	913-378-3431	JEWELL	10-01-06W	HEITMAN
KANSAS SAND & CONCRETE, INC.	531 N. TYLER TOPEKA, KANSAS 66608	913-235-6284	SHAWNEE	- -	KANSAS RIVER
KEARNY CO. ROAD DEPT.	BOX 346 LAKIN, KANSAS 67860	316-355-6571	KEARNY	10-25-36W SE 10-25-36W SW 26-25-35W SW 18-24-38W	PUCKETT BEYMER TACKETT RESCHKE
WALT KEELER CO., INC.	826 E. LINCOLN, BOX 197 WICHITA, KANSAS 67201	316-265-0615	SEDGWICK	SE 11-28-31W	
CLARENCE KERR, D/B/A-KERR SAND CO.	BOX 1147 CIMARRON, KANSAS 67835	316-855-2222	GRAY	23-26-28W	
KERSHAW REDI-MIX CONCRETE & SAND CO., INC.	BOX 668 MANHATTAN, KANSAS 66502	913-776-8811	RILEY	S 05-10-08E SE 30-10-08E	
KINGMAN CO. ROAD DEPT.	KINGMAN, KANSAS 67068	316-532-3771	KINGMAN	04-28-08W 02-28-06W 28-28-10W 14-30-08W 17-27-10W SW 03-27-10W 16-30-05W 19-28-07W 29-30-10W	MCKENNA OSNER STERNEKER BROWN VOSS CROFT SHEETZ SOLID WASTE DEPT. COX

COMPANY	ADDRESS	TELEPHONE	COUNTY	LOCATION	LEASE
KINSLEY SAND & GRAVEL, INC.	KINSLEY, KS. 67547	316-659-3401	EDWARDS	C2-25-19W	OWENS
KIOWA CO. ROAD DEPT.	GREENSBURG, KANSAS 67054	316-723-2531	KIOWA	03-29-17W 02-29-16W NE 20-29-17W 09-29-17W 21-27-19W 09-29-16W 23-29-16W 07-30-16W 35-30-20W	HULME STARKEY HAMMOND ADMS BARNES PYLE PIESTER BOOTH DEAN
KNOPP BROS.	ROUTE #2 ELLINWOOD, KS 67526	316-564-3166	BARTON	SE 06-20-11W	KNOPP
KNOX SAND CO.	RT. 4 SALINA, KS 67401	913-827-9702	SALINE	31-14-02W	MILLER
LANE CO. ROAD DEPT.	DIGHTON, KANSAS 67839	316-397-2401	LANE	NW 15-20-30W	HOLLINGSWORTH
LARNED SAND & GRAVEL	BOX 227 LARNED, KANSAS 67550	316-285-3236	PAWNEE	SE 04-22-16W	BUSTEP
LAWRENCE SAND CO.	LAWRENCE, KANSAS 66044	913-843-8717	DOUGLAS	20-12-20E	HAYDEN & NUNEMAKER
LRM INDUSTRIES, INC.	3035 HASKELL AVE. LAWRENCE, KS 66044	913-843-1688	DOUGLAS	NW 15-12-01E	LAKEVIEW

COMPANY	ADDRESS	TELEPHONE	COUNTY	LOCATION	LEASE
LINCOLN CO. ROAD DEPT.	LINCOLN, KANSAS 67455	913-524-4443	LINCOLN	28-13-10W	PEJSHA
				19-10-09W	OETTING
				26-10-09W	JENSEN
				03-10-08W	HEALY
				12-10-08W	D. JONES
				28-10-07W	GARDNER
				29-10-06W	HARTZELL
				34-12-07W	RITTMANN
				02-10-08W	STEWART
				08-13-07W	WOLLING
				33-13-06W	HOEH
				29-10-06W	MYERS
				10-11-06W	BELL
				20-10-07W	MCCLURE BROS.
				05-12-06W	FISCHER
				28-10-07W	MARSHALL
				05-12-06W	REES
				25-10-08W	WIEBKE
				20-12-08W	LUCK ESTATE
				03-10-09W	NITSCH
				01-11-06W	O NEILL
				06-11-06W	KOWALKE
				27-11-08W	BRUCE
				06-11-09W	OETTING
				30-12-06W	G. WALTER
				29-12-06W	MORRICAL
				04-12-07W	LEMMONS
				23-12-07W	WALTERS
				01-12-09W	POWERS
				26-12-07W	GOURLEY
				29-12-08W	MEILI
				04-12-09W	BLOCK
				18-12-09W	BECKER & NELSON
				35-12-09W	LIEPITZ
				07-12-10W	MEITLER
				28-12-10W	HLAD
				32-13-06W	NEEL
				05-13-07W	L. VONFANGE
				14-13-09W	F. WACKER
				34-13-10W	SOKUP
				25-12-09W	PANZER
				13-13-08W	REINERT
				11-13-09W	WACKER
				09-13-10W	HYNES
				28-13-10W	HLAUS

22-13-35W

LOGAN

913-751-4448
RUSSELL SPRINGS, KANSAS 67755

LOGAN CO. ROAD DEPT.

COMPANY	ADDRESS	TELEPHONE	COUNTY	LOCATION	LEASE
MCFARLAND GRAVEL	RT. 2 ARKANSAS CITY, KANSAS 67105	316-442-9580	COWLEY	19-34-04E 20-34-04E 29-34-04E 30-34-04E 17-34-04E 18-34-04E SW 20-34-04E	EASTMAN EASTMAN EASTMAN EASTMAN MCFARLAND MCFARLAND SHROPE
CARPEL MCNAMAP	207 N. MARKET MEDICINE LODGE, KANSAS 67104	316-886-5494	BARBER	NW 07-32-11W	
MCPHERSON CO. ROAD DEPT.	MCPHERSON, KANSAS 67460	316-241-0466	MCPHERSON	16-18-04W 16-18-04W	AELMCRE LARSON
MARSHALL CO. HIGHWAY DEPT.	MARYSVILLE, KANSAS 66508	913-443-4941	MARSHALL	29-01-06E	KRUSE
MEADE CO. ROAD DEPT.	MEADE, KANSAS 67864	316-873-2481	MEADE	20-33-28W	BORCHER
MEDICINE LODGE RECI-MIX INC.	309 W. 3RD MEDICINE LODGE, KANSAS 67104	316-886-5265	BARBER	- -	PEIRSON, JOHNSON
MILES SAND, INC.	4852 N. MERIDIAN WICHITA, KANSAS 67204	316-838-3362	SEDOGWICK	19-26-01E	
MORE SAND CO., INC.	RT. 3 JUNCTION CITY, KANSAS 66441	913-238-6922	GEARY	NW 34-11-05E	MOORE
MORTON CO. ROAD DEPT.	RICHFIELD, KANSAS 67953	316-592-2166	MORTON	S4 19-33-40W	
MT. HOPE SAND CO.	RT. 2, BOX 72 HAVEN, KANSAS 67543	316-465-3447	RENO	W, NW 01-25-04W	MT. HOPE SAND

COMPANY	ADDRESS	TELEPHONE	COUNTY	LOCATION	LEASE
MUELLER SAND & GRAVEL CO., INC.	HANOVER, KANSAS 66945	913-337-2252	WASHINGTON	SW 05-02-05E NE 18-02-05E SE 07-03-05E S 28-01-04E NW 08-02-04E NE 07-02-05E	MUELLER MUELLER MUELLER SPITSNOGLE MUELLER MUELLER
NESS CO. ROAD DEPT.	NESS CITY, KANSAS 67560	913-798-3350	NESS	01-16-25W 35-20-23W 02-16-24W 23-20-26W 01-17-23W 01-16-24W 31-17-23W	CLYNE FRUSHER HARRIS GODMAN KISSLINGER FLAX HORCHEM
NICHOLS SAND & GRAVEL	RFD #1 MEDICINE LODGE, KS 67104	316-886-5255	BARBER	06-12-32W	
OATVILLE SAND & GRAVEL CO.	4900 W. 21ST WICHITA, KS 67212 4100 W. 31 ST WICHITA, KS 67212	316-943-4372 316-942-3871	SEDGWICK	E NW 11-28-01W	
OSBORNE CO. ROAD DEPT.	OSBORNE, KANSAS 67473	913-346-2153	OSBORNE	28-07-14W 09-07-15W	MCREYNOLDS CCX
OXFORD SAND & GRAVEL CO. DIV. OF FEASTER BROS. INC.	BOX 266 OXFORD, KANSAS 67119	316-455-3545	COWLEY	SW 07-32-03E	OXFORD
ALBERT PARTIN SAND & GRAVEL CO	BOX 274 STAFFORD, KANSAS 67578	316-234-5445	STAFFORD	SE 04-25-11W	
PANNEE CO. ROAD DEPT.	LARNED, KANSAS 67550	316-285-3761	PANNEE	SE 34-21-16W	BECKWITH
CARROLL PAXSON	1220 MIAMI BURLINGTON, KANSAS 66839	316-364-2161	COFFEY	SE 10-22-15E	PAXSON

COMPANY	ADDRESS	TELEPHONE	COUNTY	LOCATION	LEASE
PHILLIPS CO. ROAD DEPT.	PHILLIPSBURG, KANSAS 67661	913-543-2912	PHILLIPS	NE 26-J2-20W NW 28-J2-19W	GREEVING KATS
POPEJOY CONSTRUCTION CO., INC.	BOX 385 JULYSSES, KANSAS 67880	316-356-3404	KEARNY	SE 03-25-36W NE 03-25-36W	POPEJOY POPEJOY
PRATT CO. ROAD DEPT.	PRATT, KANSAS 67124	316-672-2441	PRATT	30-28-11W 10-27-12W SE 15-29-15W 35-27-14W SE 04-28-13W 21-27-12W 09-27-12W 22-28-14W 04-28-13W 26-27-12W N 03-30-13W	ARMISTEAD STUDER HOGARD CHUBB WHITFIELD MAAS HCEME CRANDELL ARMSTRONG BANKER DOAN
QUINTER REDI-MIX CO.	QUINTER, KANSAS 67752	913-754-3361	SHERIDAN	SE 27-10-28W	MILLER
RAWLINS CO. ROAD DEPT.	ATWOOD, KANSAS 67730	913-626-3726	RAWLINS	11-12-32W 25-04-34W 15-05-32W 13-03-35W 30-02-34W 30-05-31W	KOGL REEVES MALONE FOSTER COOPER RYAN
RITCHIE SAND	5500 W. 21ST WICHITA, KANSAS 67212	316-722-0592	SEDGWICK	NW 03-27-01W SE 03-27-01W	RITCHIE RITCHIE
RIVER SAND CO., INC.	BOX 4044, 3220 WATERWORKS TOPEKA, KANSAS 66604	913-233-3877	SHAWNEE	N 26-11-15E	KAW RIVER
RIVERSIDE SAND INC.	R. R. #2, BOX 53 SANTANTA, KANSAS 67870	316-649-2421	HASKELL	NW 33-30-34W	W. F. WALKER

COMPANY	ADDRESS	TELEPHONE	COUNTY	LOCATION	LEASE
ROBINS SAND & GRAVEL	323 W. 2ND MINNEAPOLIS, KANSAS 67467	913-392-2087	OTTAWA	NE 17-11-04W NE 34-10-04W 17-09-04W 08-09-04W PAYNE SW 06-12-05W FARLEY S 33-09-05W KEIM NE 26-11-04W ROBSON SE 05-10-04W ROBSON	BACCUS BACCUS PAYNE PAYNE FARLEY KEIM ROBSON ROBSON
R. A. RUUD & SON INC.	6700 S. HYDRAULIC WICHITA, KANSAS 67233	316-524-8631	SEDGWICK	NW 34-28-01E	BLOOD
RUSSELL CO. ROAD DEPT.	30X 389 RUSSELL, KANSAS 67560	913-483-4032	RUSSELL	12-15-15W 08-15-15W 05-12-15W 26-12-13W 30-14-11W 02-13-14W RUSSELL CO. NW 29-14-12W EHRlich	BENDER TRUAN GRUMITT K.C.CORPS OF ENG. HERRER RUSSELL CO. EHRlich
ST. FRANCIS RECI-MIX	ST. FRANCIS, KS. 67756	913-332-3123	CHEYENNE	21-03-40W	KELLER
SALINA SAND CO., INC.	P.O. BOX 216 SALINA, KANSAS 67401	913-823-2932	SALINE	NE 07-15-02W	SANDERSON
SAND & GRAVEL CO.	SOUTH STAR RT. GARDEN CITY, KANSAS 67845	316-275-4248	FINNEY	NE 23-24-33W	
SCOTT CO. ROAD DEPT.	SCOTT CITY, KANSAS 67871	316-872-2202	SCOTT	VARIOUS	VARIOUS
SEACAT AND HEFT	409 W. LINCOLN GREENSBURG, KANSAS 67054	316-723-2995	KIOWA	SW 03-29-17W	SEACAT & HEFT
SEWARC CO. ROAD DEPT.	LIBERAL, KANSAS 67901	316-624-3401	SEWARD	02-33-33W	
J.H. SHEARS & SONS, INC.	819 W. 1ST STREET HUTCHINSON, KANSAS 67501	316-662-3307	RENO	SE 14-23-05W	SHEARS

COMPANY	ADDRESS	TELEPHONE	COUNTY	LOCATION	LEASE
SHERIDAN CO. ROAD DEPT.	HOXIE, KANSAS 67740	913-575-3621	SHERIDAN	07-09-27W 12-06-30W 20-07-26W 30-10-30W 15-06-27W 23-10-26W	COHS ZODROW CURRIER ROBERTS WAGONER MCWILLIAM
SHERMAN CO. ROAD DEPT.	GOODLAND, KANSAS 67735	913-899-5253	SHERMAN	VARIOUS	VARIOUS
SIEBERT SAND CO., INC.	BOX 10 NESS CITY, KANSAS 67560	913-798-2224	DECATUR	NW 33-04-27W 28-04-27W 29-04-17W 31-10-32W NE 33-14-23W 10-13-40W 11-13-40W	MUIRHEAD MUIRHEAD MCCOMBS SIEBERT WILES RENNER & VENNEMAN RENNER & VENNEMAN
SMITH SAND CO., INC.	BOX 391, 1206 E. FULTON GARDEN CITY, KANSAS 67846	316-276-3771	FINNEY	19-24-32W	
STAFFORD CO. ROAD DEPT.	BOX 224 ST. JOHN, KANSAS 67576	316-549-3597	STAFFORD	06-24-13W	FISHER
STEVENS CO. ROAD DEPT.	BOX 1167 HUGGTON, KANSAS 67951	316-544-4782	STEVENS	29-31-38W 01-31-35W	CIMARRON RIV. CULLISON
STONE SAND CO.	BOX 872 GREAT BEND, KANSAS 67530	316-793-7864	BARTON	SW 33-19-13W	STONE
SUPERIOR SAND & GRAVEL CO.	BOX 11145 KANSAS CITY, KANSAS 66111 2751 S. 88TH KANSAS CITY, KANSAS 66111	- - 913-441-2800	WYANDOTTE	31-11-24E	SUPERIOR SAND
THACH SAND INC.	R.F.D. 2 BURKTON, KS. 67020	316-463-6313	HARVEY	27-23-03W	HILL
THOMAS CO. ROAD DEPT.	COLBY, KANSAS 67701	913-462-2122	THOMAS	24-09-34W SW 26-06-31W	WIELAND ZOBERST

COMPANY	ADDRESS	TELEPHONE	COUNTY	LOCATION	LEASE
TOBIAS & BIRCHENOUGH, INC.	BOX 470 LYONS, KANSAS 67554	316-257-2161	RICE	NE 16-20-08W N NE 29-21-08W	TOBIAS
TOPEKA SAND CO.	RT. 4 TOPEKA, KANSAS 66603	913-233-9849	SHAWNEE	SE 23-11-16E	TOPEKA SAND
TREGO CO. ROAD DEPT.	WAKEENEY, KANSAS 67672	913-743-6441	TREGO	VARIOUS	VARIOUS
VICS SAND & GRAVEL	4900 W. 21ST WICHITA, KS 67212	316-943-4372	SEDGWICK	S 02-27-01W	
VICTORY SAND, DIV. OF MAY- RANSOM-SHEETZ, CONT. INC.	BOX 237 TOPEKA, KANSAS 66601	913-233-3285	SHAWNEE	NW 25-11-15E	KANSAS RIVER
WABAUNSEE CO. ROAD DEPT.	ALMA, KANSAS 66401	913-765-3712	WABAUNSEE	VARIOUS	VARIOUS
WAMEGO SAND CO., INC.	BOX 119 WAMEGO, KANSAS 66547	913-456-9888	POTTAWATOMIE WABAUNSEE	NW 10-10-10E 07-10-12E	
RAY WELLS SAND & GRAVEL	RT. 1 KINGMAN, KANSAS 67068	316-532-2088	KINGMAN	NE 01-28-08W SW 01-28-08W	COLEMAN WELLS
WESTHOFF BROTHERS ASPHALT AND SAND CO., INC.	P.O. BOX 687, RAILROAD AV GREAT BEND, KANSAS 67530	316-793-3527	BARTON	SE 32-19-13W	WESTHOFF, E. & R.
WHITE BROS.	KANOPOLIS, KS 67454	913-634-5350	LINCOLN	26-12-07W	BOLTE
WHITFIELD SAND & CONCRETE, INC.	RT. #4, 10TH & RIDEWAY PRATT, KANSAS 67124 R.F.C. BUCKLIN, KANSAS 67834	316-672-3181 316-659-2987	PRATT FORD	SE 04-28-13W NW 01-27-21W	BARNES MOLITOR

COMPANY	ADDRESS	TELEPHONE	COUNTY	LOCATION	LEASE
WICHITA CO. ROAD DEPT.	LEOTT, KANSAS 67861	913-375-2814	WICHITA	W 16-17-36W NW 17-18-38W E 08-19-36W	LEE REIMER WILLIS
CRUSHED ROCK PRODUCERS -----	LISTED ALPHABETICALLY				
DEPARTMENT OF THE ARMY	FORT RILEY BRANCH JUNCTION CITY, KANSAS 66442	913-239-3728	RILEY	SE 03-14-06E	CAMPBELL HILL QY.
ROY BAKER QUARRY, INC.	BOX 100 VALLEY FALLS, KANSAS 66088	913-943-3213	JEFFERSON	NE 20-08-18E 32-07-20E	BAKER DOMANN
BATES COUNTY ROCK DIVISION OF ASH GROVE	BOX 70 BUTLER, MO. 64730	816-679-4128	LINN	NW 24-21-24E	#5 PLEASANTON QY.
BAYER CONSTRUCTION CO., INC.	BOX 889, 519 YUMA MANHATTAN, KANSAS 66502	913-775-8839	LINN	34-19-25E	#6 AMSTERDAM QY.
BLACKTOP CONSTRUCTION CO.	BOX 549 EMFORIA, KANSAS 66801	316-342-2047	CLAY RILEY	NW 04-09-04E S 28-10-09E NE 29-10-08E NW 26-08-06E	MARTIN MOORE REICHLING WOODMORTH
BROMLEY & SONS QUARRY CO.	RT. 2, BOX 75 ATCHISON, KANSAS 66002	913-367-4073	MARSHALL	E 17-02-09E SE 10-05-09E SW 20-02-09E	JONES (BEATTIE) LEINWEBER FITZGERALD
HARRY BYERS & SONS, INC.	500 N. PLUMMER CHANUTE, KANSAS 66731	316-431-0700	POTTAWATOMIE	SW 19-09-09E	EBERT
			COFFEY	07-19-14E 12-19-14E W 33-23-11E	WALL ST. QY.
			GREENWOOD	E SW 31-25-10E	
			ATCHISON	NW 19-05-20E	(U) BROMLEY
			NEOSHO	NW 19-27-18E	BYERS

COMPANY	ADDRESS	TELEPHONE	COUNTY	LOCATION	LEASE
CULLOR LIMESTONE CO., INC.	20TH & SIDNEY FORT SCOTT, KANSAS 66701	316-223-4250	BOURBON	NW 02-26-25E SE 17-24-23E SE 09-26-22E SE 08-26-22E E 26-23-24E SE 06-25-22E SE 11-24-25E SW 21-26-25E SE 06-25-22E 25-23-22E	JOHNSON WOMELSDORF DRAKE DRAKE DOTSON RAMSEY MALONE BROWN BRONSON HAYES
DANIELS STONE CO.	R.F.D. 3 WINFIELD, KANSAS 67156	316-221-9060	COWLEY	32-32-04E	DANIELS
DEITZ HILL DEVELOPMENT CO.	BOX 4 KANSAS CITY, MISSOURI 64141 56 HIGHWAY AND 159TH ST.	816-221-1311 913-764-2127	JOHNSON	SE 09-14-23E	C-B-H RANCH
FOGLE QUARRY CO., INC.	18TH & MAIN OTTAWA, KANSAS 66067	913-242-4864	FRANKLIN	E 12-17-19E	FOGLE
GASTON-SHORE QUARRIE, INC.	BOX 68 BURDEN, KANSAS	316-438-2217 316-876-5676	COWLEY	07-34-08E NW 03-34-04E SW 04-35-06E	JARVIS DOWLER SCHAUF
GREENWOOD CO. ROAD DEPT.	EUREKA, KANSAS 67045	316-583-6241	GREENWOOD	36-25-11E NE 08-27-10E NE 18-26-10E NW 11-28-11E	BOONES ANSPAUGH SHINKLE BLAKE
HALLETT CONSTRUCTION CO.	BOX 296 MARION, KANSAS 66861	316-382-3330	CHASE DICKINSON MARION RICE	SW 26-20-07E SE 16-14-04E NE 06-21-04E SE 04-21-04E SE 10-20-06W	MOTT RUHNKE SCHLEHUBER ALLEN CONRAD

COMPANY	ADDRESS	TELEPHONE	COUNTY	LOCATION	LEASE
N.F. HAMM QUARRY, INC.	BOX 17 PERRY, KANSAS 66073	913-597-5111	CLAY	SE 24-09-03E	PETTIT
		- - -	DICKINSON	NW SW 24-13-03E	DI EHL
			DOUGLAS	E 02-16-04E	JONES
			JACKSON	SW 15-13-21E	HAMM-PETERFISH
			JEFFERSON	SW 35-13-18E	HARRELL
				NW 03-13-18E	BUCHHEIN
				SE 01-06-12E	PICKETT
				E NE 28-07-13E	CURRAN
				SW 09-10-17E	CLARK
				SE 35-11-19E	HECK
				NE 04-09-18E	MCCLENNY
				36-11-19E	HECK
				NW 12-09-19E	BRODIE
				16-11-17E	HAMM
				01-12-19E	OUSDAHL
				15-11-17E	HULL
			LEAVENWORTH	SE 02-09-21E	BROMMELL
			LYON	SE 06-19-13E	GOLDSBERRY
				SE 20-20-10E	WENDLING
			MARSHALL	SW 12-01-07E	ARGO
			NEMAHA	SE 27-01-12E	ROTTINGHAUS
			OSAGE	SE 11-01-14E	BECHTELHEIMER, H
			POTTAWATOMIE	SW 09-17-15E	LIEBER
				SW 16-09-12E	MARSTALL
				SE 34-06-10E	FALK
			SHAWNEE	NW 09-09-12E	SMITH
				NE 15-10-15E	HAMM
				SW 08-12-17E	HAMM-LANE
				SE 13-13-16E	HURLBURT-HAMM
				NE 11-10-12E	LISTER
			RILEY	SW 18-07-06E	WEITERS
				NW 29-06-05E	BERGSTROM
			WABAUNSEE	30-06-05E	BERGSTROM
				W 32-14-12E	EASTMAN
				34-12-10E	STUEWE
				04-12-10E	STUEWE
HAWORTH CONSTRUCTION CO.	BOX 228 OTTAWA, KANSAS 66067	913-242-1962	FRANKLIN	06-17-20E	ROSS
			GREENWOOD	NE 31-22-13E	CHRISTY
			LINN	10-28-11E	JORDON
			WOODSON	23-19-21E	MILLER
				28-23-15E	EVANS
HOLLAND QUARRIES, INC.	BOX 5283 LENEXA, KANSAS 66215	913-888-3920	JOHNSON	SE 06-13-24E	(U) JOHNSON

COMPANY	ADDRESS	TELEPHONE	COUNTY	LOCATION	LEASE
HOPPER BROTHERS QUARRIES	PAWNEE CITY, NEB. 68420	402-852-2331	MARSHALL	NW 06-01-08E	PRIBYL
JEWELL CO. ROAD DEPT.	MANKATO, KANSAS 66956	913-378-3431	JEWELL	VARIOUS	VARIOUS
HARRY KEITH & SONS	HIGHWAY 166 EAST COFFEYVILLE, KANSAS 67337	316-251-9416	LABETTE	SW 35-34-17E	KEITH
KILLOUGH INC..	BOX 623 OTTAWA, KANSAS 66067	913-242-4535	ANDERSON	SE 32-21-19E NW 01-23-19E SE 24-20-20E NE 12-20-18E SE 12-20-18E SE 24-20-20E NE 15-15-18E SW 27-14-20E SW 01-13-18E NE SW 13-16-19E SE NW 17-16-21E SW 22-18-21E SW 21-18-21E N NW 30-16-24E SW 27-16-22E E 18-17-23E NW 04-17-17E NW 05-19-17E	STARR MCADAMS HARRIS BRUNNELL WALDECK & SWANK CLARK HOLMES SKINNER-LAWRENCE EDWARDS KILLOUGH KILLOUGH LANE-MEOWS BONE PAOLA LACEY AGRICOLA-BROYLES
KUNSHAK CHAT AND COAL	304 MEMORIAL DRIVE PITTSBURG, KS. 66762	316-532-4464	CHEROKEE	25-31-21E	
LABETTE CO. ROAD DEPT.	MCCUNE, KANSAS 66753	316-231-6247	CHEROKEE		
	OSWEGO, KANSAS 67356	316-795-4812	LABETTE	NE 29-32-19E	CURNUTTE
	ALTAMONT, KANSAS 67330	316-784-5449	LABETTE		
LORING QUARRY	BOX 146 BONNER SPRINGS, KS 66012	913-441-4242	LEAVENWORTH	NW 13-12-22E	LORING

COMPANY	ADDRESS	TELEPHONE	COUNTY	LOCATION	LEASE
LYONS QUARRIES	R.P. #2 SMITH CENTER, KS 66967	913-595-2241	SMITH	SE 22-01-14W	LYONS
MCADAM CONSTRUCTION CO.	MOPAN, KS. 66755	316-237-4400	LINN	SW 28-20-23E NW 19-22-24E	WEESE
	MOUND CITY, KANSAS	913-795-2293	LINN	W NE 20-21-22E	COX
	CENTERVILLE, KANSAS 66014	913-898-3803	BOURBON	NE SE 09-26-23E	MCADAM
	REDFIELD, KANSAS 66769	-			
MARTIN MARIETTA AGGREGATES	1305 W. 42ND TOPEKA, KANSAS 66609	913-266-5556			
			COFFEY	NW 02-21-13E	JONES OY
			DONIPHAN	SW SW 10-03-22E	WATHENA OY
			DOUGLAS	NE 04-13-21E	EUDORA OY
			ELK	12-31-17E	MOLINE OY.
				01-31-10E	MOLINE OY.
				06-31-11E	MOLINE OY.
				07-31-11E	MOLINE OY.
			FRANKLIN	W SE 06-17-20E	OTTAWA OY.
			JEFFERSON	NW 11-11-18E	LEECH-BALL
			LEAVENWORTH	NW 31-09-23E	LANSING OY.
			LINN	N SW 23-19-21E	RUES
			NEMAHA	23-01-11E	SCHMITZ
			OSAGE	SW 34-17-16E	MELVERN OY.
				NW 35-16-15E	FARNSWORTH
			RILEY	SE 29-10-09E	ZEANDALE OY.
			SHAWNEE	18-12-17E	E. TOPEKA OY.
				14-10-15E	N. TOPEKA OY.
			WABAUNSEE	SE SE 20-13-16E	MCOJEN
			LYON	NW 30-12-12E	SCHAEFFER
				NW 19-18-10E	POWLAND
				NW 23-15-11E	COFFMAN
MIDLAND QUARRY	ATCHISON, KS. 66002	913-367-0646	ATCHISON	32-06-21E	(U) SERVAES
		913-367-3731	DONIPHAN	12-04-19E	ONEIL
				13-04-19E	ONEIL

COMPANY	ADDRESS	TELEPHONE	COUNTY	LOCATION	LEASE
MIDWEST MINERALS, INC.	709 N. LOCUST PITTSBURG, KS. 66762	316-231-8120	CHEROKEE CRAWFORD	S 21-31-23E SE 12-30-20E SW 31-28-24E	CHEROKEE QY. GIRARD QY. FARLINGTON QY.
			LABETTE	SE 01-32-19E SW 06-35-21E	PARSONS QY. CHETOPA QY.
			MONTGOMERY	NW 32-34-17E S 17-32-14E	COFFEYVILLE QY. ELK CITY QY.
			NEOSHO WILSON	22-31-17E SE 02-28-15E S 18-30-16E	CHERRYVALE ERIE NEDESHA QY.
				S 18-29-15E NE SE 02-28-15E	ALTOONA QY. BENEDICT R & L
				36-29-14E 27-30-15E	FULGUM STRUTHERS, NEODASHA
GEORGE M. MYERS, INC.	30X 289 EL DORADO, KANSAS 67042	316-321-4040	BUTLER CHASE	NW 08-27-04E S 26-19-17E	LEFEVER
NELSON QUARRIES	LA HARPE, KS. 66751	316-496-2211	ALLEN COFFEY	33-24-19E SW 25-24-20E NE 33-19-14E	STOKES NELSON NELSON NELSON
			WOODSON OSAGE	25-19-15E 34-19-14E 31-21-16E 12-22-13E 03-25-17E	WILLIE SCHRAEDER NELSON
ROBERT NELSON QUARRIES	BOX 132 IOLA, KS 66749	- - -	WOODSON	21-18-15E 30-17-15E	BIRK WILLIE SCHRAEDER NELSON
NEOSHO CO. ROAD DEPT.	ERIE, KANSAS 66733	316-244-3273	NEOSHO	19-26-16E 01-24-14E	PRINGLE EDWARDS
				30-28-19E 27-27-20E 33-29-19E 23-27-19E	NEELY WEIR QUARRY JONES REINHARDT

COMPANY	ADDRESS	TELEPHONE	COUNTY	LOCATION	LEASE
O'BRIEN ROCK CO., INC.	BOX 217 ST. PAUL, KANSAS 66771	316-449-2257	LIBERTE NEOSHO	NW 06-35-21E E NE 04-29-21E NE 16-30-20E	PICKERING DEBIEN MAJNER
QUARTZITE STONE CO., INC.	P.O. BOX 97 LINCOLN, KANSAS 67455	913-524-4494	LINCOLN	SE 14-12-08W S SW 11-12-08W 07-12-07W NE 14-12-08W SE 11-12-08W NE 12-12-08W	QUARTZITE BRYAN HEIRS WILSON BROTHERS JOHN MULLOY, EST. FRANCIS WALTERS QUARTZITE
RENC CONSTRUCTION CO., INC.	BOX 4278 OVERLAND PARK, KANSAS 66204	913-383-1660	JOHNSON	SE 18-14-25E SW 06-12-24E SE 06-13-23E SW 13-14-22E SE 20-18-22E	STANLEY RENNER ANDERSON GARDNER TERRY
SCOTT CO. ROAD DEPT.	SCOTT CITY, KANSAS 67871	316-872-2202	SCOTT	SE 02-17-33W	PATTON
SCOTT ROCK CO.	NEODESHA, KANSAS 66757	316-331-1528	MONTGOMERY	23-31-15E	LEON MUSTAIN
SEDAN LIMESTONE CO., INC.	SEDAN, KANSAS 67361	316-725-3404	CHAUTAQUA	33-33-11E 02-33-10E NE 36-29-12E NW 04-30-11E NE 10-28-11E SE 34-25-11E N NE 31-22-13E S 19-25-14E S 01-25-14E SW 20-25-17E 30-21-14E 30-20-16E	BLAKE BLAKE RANKIN MCLELLAN BLAKE BLAKE CHRISTIE NORDMEYER STOTZ PURCELL TRUELOVE SHARPE
SOUTHWEST ROCK & CHAT CO., INC.	703 W. 12 ST., BOX 30 BAXTER SPRINGS, KANSAS 66713	316-856-2192	CHEROKEE	SW 07-35-24E	S.W. CHAT
SUNFLOWER CRUSHED STONE, INC.	FLORENCE, KANSAS 66851	316-878-4352	MARION	SE 06-21-05E	

COMPANY	ADDRESS	TELEPHONE	COUNTY	LOCATION	LEASE
THOMPSON-STRAUSS QUARRIES	7000 HOLLIDAY DRIVE KANSAS CITY, KANSAS 66106	913-375-1016	WYANDOTTE	SW 23-11-24E	(U) INLAND UNDERGROUND
J.A. TOBIN CONSTRUCTION CO.	BOX 3270 KANSAS CITY, KANSAS 66103 47TH & KAW DR. KANSAS CITY, KANSAS	913-321-6772 913-287-1111	WYANDOTTE	07-11-25E	(U) TOBIN CONST. CO.
UNION QUARRIES INC.	P.O. BOX 7170 PRAIRIE VILLAGE, KANSAS 66207 95TH & OGG ROAD LENEXA, KANSAS 66215	913-648-0200 913-888-3838	JOHNSON	NW 31-12-24E	(U) VAN LERBERG
VENTURE CORPORATION	BOX 9 LARNED, KANSAS 67550	316-285-2189	RICE	- -	
WADE AGRI. PRODUCTS INC.	BOX 38 LA CYGNE, KANSAS 66040	913-757-4457	COFFEY LINN	19-16-24E 04-21-16E 31-19-23E 20-19-25E 25-22-24E 28-18-25E	
WALKER STONE CO., INC.	BOX 563 CHAPMAN, KANSAS 67431	913-922-6535	DICKINSON	SW 27-12-04E SE 36-12-04E NE 36-12-04E SE 36-12-04E SW 18-12-04E NE 26-15-02E SE 03-12-03E SW 02-11-05E NE 04-13-05E NW 02-11-05E SE 19-12-06E	WALKER HASSELMAN JANICKE SCHULER MARSTON GANTENBEIN WALKER HUSTON CA SPAR WALKER FINE
WEST LAKE QUARRY & MATERIAL CO	RT. 1, BOX 206 BRIDGETON, MO. 63042	314-739-1122	DONIPHAN	10-02-20E	SCHNEIDER
WOLF MEMORIAL CO. GREEN DIAMOND QUARRIES LIMITED	203 W. 9TH ELLIS, KANSAS	913-726-4430	RUSH	07-16-20W	GREEN

BUILDING STONE PRODUCERS LISTED ALPHABETICALLY

COMPANY	ADDRESS	TELEPHONE	COUNTY	LOCATION	LEASE
BAYER STONE, INC.	ST. MARYS, KANSAS 66536	913-437-2281	CHASE POTTAWATOMIE RILEY	SE NE 29-18-07E SW 15-07-12E NE NE 29-10-09E NW NW 28-10-08E	HALEY BAYER BAYER BAYER
H. J. BORN STONE, INC.	BOX 45 SILVERDALE, KANSAS 67005	316-442-5750	COMBLEY	ALL 03-35-05E ALL 04-35-05E N 14-35-05E ALL 11-35-05E NW 32-34-05E ALL 02-35-05E	BORN BORN HART HART BORN BORN
LARDNER STONE CO.	901 W. 35TH N. WICHITA, KANSAS 67204	316-838-7788	CHASE	SE 12-10-06E	BORN
	128 N. VAN BUREN TOPEKA, KS. 66600	913-234-8634	CHASE	-18-07E	CRAWFORD

PRODUCER INDEX
COUNTY

COMPANY	ADDRESS	TELEPHONE	LOCATION	LEASE
SAND & GRAVEL				
BARBER CO. PUBLIC WORKS DEPT.	MEDICINE LODGE, KS 67104	316-886-3213	06-12-32W	
DARREL MCNAMAR	207 N. MARKET MEDICINE LODGE, KANSAS 67104	316-886-5494	NW 07-32-11W	
MEDICINE LODGE REDI-MIX INC.	309 W. 3RD MEDICINE LODGE, KANSAS 67104	316-886-5265	- -	PEIRSON, JOHNSON
NICHOLS SAND & GRAVEL	RFD #1 MEDICINE LODGE, KS 67104	316-886-5255	06-12-32W	
PRATT CO. ROAD DEPT.	PRATT, KANSAS 67124	316-672-2441	N 03-30-13W	DOAN
BARTON				
CLAY AND SHALE PRODUCERS				
KANSAS BRICK & TILE CO., INC.	BOX 414 HOISINGTON, KANSAS 67544	316-653-2157	E 20-18-13W	SMITH
SAND & GRAVEL				
ARKANSAS SAND CO., INC.	BOX 742 GREAT BEND, KANSAS 67530	316-793-9458	NE 04-20-13W SE 06-20-11W	G.D. PETERS
BARTON CO. ROAD DEPT	BOX 46 GREAT BEND, KANSAS 67530	316-792-4571	05-20-11W SE 32-19-13W 32-19-14W 31-19-14W	#901 #900 #902 #903
KNOPP BROS.	ROUTE #2 ELLINWOOD, KS 67526	316-564-3166	SE 06-20-11W	KNOPP
STONE SAND CO.	BOX 872 GREAT BEND, KANSAS 67530	316-793-7864	SW 33-19-13W	STONE
WESTHOFF BROTHERS ASPHALT AND SAND CO., INC.	P.O. BOX 687, RAILROAD AVE. GREAT BEND, KANSAS 67530	316-793-3527	SE 32-19-13W	WESTHOFF, E. & R.

COMPANY	ADDRESS	TELEPHONE	LOCATION	LEASE
BOURBON				
COAL				
BRADBURY BROS. COAL	RT. 1, BOX 194A FT. SCOTT, KANSAS 66701	316-223-5040	SE 20-27-25E SW 28-26-25E	
BILLS COAL CO., INC.	2809 N BROADWAY, PO BOX 1389 PITTSBURG, KANSAS 66762 P. O. BOX 471 FT. SCOTT, KANSAS 66701	316-232-2280 316-223-1350	S 25-26-25E SE 26-26-25E 23-26-25E 24-26-25E	FT. SCOTT MINE FT. SCOTT MINE FT. SCOTT MINE FT. SCOTT MINE
BILLS COAL CO., INC.	2809 N BROADWAY, PO BOX 1389 PITTSBURG, KANSAS 66762 P. O. BOX 1030 FT. SCOTT, KANSAS 66701	316-232-2280 316-857-2645	02-24-25E	FULTON MINE
PATS COAL CO.	R.R. 1, BOX 157 FT. SCOTT, KANSAS 66701	316-223-3870	E 20-26-25E	
CRUSHED ROCK				
CULLOR LIMESTONE CO., INC.	20TH & SIDNEY FORT SCOTT, KANSAS 66701	316-223-4250	NW 02-26-25E SE 17-24-23E SE 09-26-22E SE 08-26-22E E 26-23-24E SE 06-25-22E SE 11-24-25E SW 21-26-25E SE 06-25-22E 25-23-22E	JOHNSON WOMELSDORF DRAKE DRAKE DOTSON RAMSEY MALONE BROWN BRONSON HAYES
MCADAM CONSTRUCTION CO.	MORAN, KS. 66755 REDFIELD, KANSAS 66769	316-237-4400	NE SE 09-26-23E	MCADAM
BROWN				
NO PRODUCTION REPORTED				
BUTLER				
CRUSHED ROCK				
GEORGE M. MYERS, INC.	BOX 289 EL DORADO, KANSAS 67042	316-321-4040	NW 08-27-04E	LEFEVER

COMPANY	ADDRESS	TELEPHONE	LOCATION	LEASE
CHASE				
CRUSHED ROCK				
HALLETT CONSTRUCTION CO.	BOX 296 MARION, KANSAS 66861	316-382-3330	SW 26-20-07E	MOTT
GEORGE M. MYERS, INC.	BOX 289 EL DORADO, KANSAS 67042	316-321-4040	S 26-19-07E	
BUILDING STONE				
BAYER STONE, INC.	ST. MARYS, KANSAS 66536	913-437-2281	SE NE 29-18-07E	HALEY
H.J. BORN STONE, INC.	901 W. 35TH N. WICHITA, KANSAS 67204	316-838-7788	SE 12-19-06E	BORN
LARDNER STONE CO.	128 N. VAN BUREN TOPEKA, KS. 66600	913-234-8634	-18-07E	CRAWFORD
CHAUTAQUA				
CRUSHED ROCK				
SEDAN LIMESTONE CO., INC.	SEDAN, KANSAS 67361	316-725-3404	33-33-11E 02-33-10E	BLAKE BLAKE
CHEROKEE				
CLAY AND SHALE PRODUCERS				
ACME BRICK CO.	S. WASHINGTON ST. WEIR, KANSAS 66781	316-396-8217	34-31-24E	ACME BRICK
WILKINSON INC.	WEIR, KANSAS 66781	316-396-8711	N 20-32-25E	WILKINSON
PITTSBURG POTTERY	P. O. BOX 62005 PITTSBURG, KANSAS 66762	316-231-3920	SW 17-32-25E	WILKINSON, INC.
W.S. DICKEY CLAY MANUFACTURING CO.	P.O. BOX 6 PITTSBURG, KANSAS 66762	316-231-1400	N 20-32-25E	WILKINSON, INC.
COAL				
WILKINSON INC.	WEIR, KANSAS 66781	316-396-8711	NE 18-32-25E	WILKINSON

COMPANY	ADDRESS	TELEPHONE	LOCATION	LEASE
CHEROKEE CONTINUED				
CRUSHED ROCK				
KUNSHAK CHAT AND COAL	304 MEMORIAL DRIVE PITTSBURG, KS. 66762	316-632-4464		
	MCCUNE, KANSAS 66753	316-231-6247	25-31-21E	
MIDWEST MINERALS, INC.	709 N. LOCUST PITTSBURG, KS. 66762	316-231-8120	S 21-31-23E	CHEROKEE QY.
SOUTHWEST ROCK & CHAT CO., INC	703 W. 12 ST., BOX 30 BAXTER SPRINGS, KANSAS 66713	316-856-2192	SW 07-35-24E	S.W. CHAT
CHEYENNE				
SAND & GRAVEL				
CHEYENNE CO. ROAD DEPT	ST. FRANCIS, KANSAS 67756	913-332-2621	19-01-41W 16-02-42W 09-05-37W 19-01-38W 07-05-39W 24-05-39W	PALMER MORRIS NELSON RAMSEY MUELLER CRESS
ST. FRANCIS REDI-MIX	ST. FRANCIS, KS. 67756	913-332-3123	21-03-40W	KELLER
CLARK				
SAND & GRAVEL				
CLARK CO. ROAD DEPT	ASHLAND, KANSAS 67831	316-635-2832	SE 12-32-22W 27-32-23W NW 13-30-23W NE 18-33-23W 18-31-22W	WAITS ABELL PYLE RHODES YOUNG BROS.
CLAY				
SAND & GRAVEL				
ALSOP SAND CO. INC.	11TH & M ST., BOX 345 BELLEVILLE, KANSAS 66935	913-527-2248	SW 02-08-02E	DITTMAR
FYFE SAND & GRAVEL CO.	BOX 331 CONCORDIA, KANSAS 66902	913-243-4249	SE 11-06-01E	FYFE

COMPANY	ADDRESS	TELEPHONE	LOCATION	LEASE
CRUSHED ROCK				
BAYER CONSTRUCTION CO., INC.	BOX 889, 509 YUMA MANHATTAN, KANSAS 66502	913-776-8839	NW 04-09-04E	MARTIN
N.R. HAMM QUARRY, INC.	BOX 17 PERRY, KANSAS 66073	913-597-5111	SE 24-09-03E	PETTIT
CLOUD				
CLAY AND SHALE PRODUCERS				
GENERAL FINANCE, INC.	P.O. BOX 369 CONCORDIA, KANSAS 66901	913-243-1284	NE 13-06-03W NE 13-06-03W SW 32-07-02W NW 05-08-02W SE 30-07-02W	CLOUD CERAMICS C-60 CLOUD CERAMICS C-77 CLOUD CERAMICS C-54 CLOUD CERAMICS C-53 CLOUD CERAMICS C-171
SAND & GRAVEL				
FYFE SAND & GRAVEL CO.	BOX 331 CONCORDIA, KANSAS 66902	913-243-4249	26-05-03W	FYFE
COFFEY				
SAND & GRAVEL				
CARROLL PAXSON	1220 MIAMI BURLINGTON, KANSAS 66839	316-364-2161	SE 10-22-15E	PAXSON
CRUSHED ROCK				
BLACKTOP CONSTRUCTION CO.	BOX 549 EMPORIA, KANSAS 66801	316-342-2047	07-19-14E 12-19-14E	
KILLOUGH INC.	BOX 623 OTTAWA, KANSAS 66067	913-242-4535	NW 05-19-17E	AGRICOLA-BROYLES
MARTIN MARIETTA AGGREGATES	1305 W. 42ND TOPEKA, KANSAS 66609	913-266-5556	NW 02-21-13E	JONES QY
NELSON QUARRIES	LA HARPE, KS. 66751	316-496-2211	NE 33-19-14E 25-19-15E 34-19-14E 31-21-16E 12-22-13E	NELSON NELSON NELSON BIRK

COMPANY	ADDRESS	TELEPHONE	LOCATION	LEASE
COFFEY CONTINUED				
CRUSHED ROCK CONTINUED				
SEDAN LIMESTONE CO., INC.	SEDAN, KANSAS 67361	316-725-3404	30-21-14E 30-20-16E	TRUELOVE SHARPE
MADE AGRI. PRODUCTS INC.	BOX 38 LA CYGNE, KANSAS 66040	913-757-4457	19-16-24E 04-21-16E	
COMANCHE				
SAND & GRAVEL				
COMANCHE CO. ROAD DEPT	COLDWATER, KANSAS 67029	316-582-2933	30-33-16W 12-35-19W	BURNETT DEGOLYER
COWLEY				
SAND & GRAVEL				
HAYNES SAND & GRAVEL	RT 1, 1300 W. CHESTNUT ARKANSAS CITY, KANSAS 67005 600 E. MADISON ARKANSAS CITY, KANSAS 67005	316-442-2024 316-442-2000	NE 26-34-03E	ANDREWS
MCFARLAND GRAVEL	RT. 2 ARKANSAS CITY, KANSAS 67005	316-442-9580	19-34-04E 20-34-04E 29-34-04E 30-34-04E 17-34-04E 18-34-04E SW 20-34-04E	EASTMAN EASTMAN EASTMAN EASTMAN MCFARLAND MCFARLAND SHROPE
OXFORD SAND & GRAVEL CO. DIV. OF FEASTER BROS. INC.	BOX 266 OXFORD, KANSAS 67119	316-455-3545	SW 07-32-03E	OXFORD
CRUSHED ROCK				
DANIELS STONE CO.	R. F. D. 3 WINFIELD, KANSAS 67156	316-221-9060	32-32-04E	DANIELS
GASTON-SHORE QUARRIE, INC.	BOX 68 BURDEN, KANSAS	316-438-2217 316-876-5676	07-34-08E NW 03-34-04E SW 04-35-06E	JARVIS DOWLER SCHAUF

COMPANY	ADDRESS	TELEPHONE	LOCATION	LEASE
BUILDING STONE				
H.J. BORN STONE, INC.	BOX 45 SILVERDALE, KANSAS 67005	316-442-5750	ALL 03-35-05E ALL 04-35-05E N 14-35-05E ALL 11-35-05E HART HART NW 32-34-05E BORN ALL 02-35-05E BORN	BORN BORN HART HART BORN BORN
CRAWFORD				
CLAY AND SHALE PRODUCERS				
W.S. DICKEY CLAY MANUFACTURING CO.	P.O. BOX 6 PITTSBURG, KANSAS 66762	316-231-1400	E SE 16-29-25E SW 09-30-25E W 11-30-25E SE 10-30-25E	W.S. DICKEY W.S. DICKEY W.S. DICKEY PRICE
COAL				
ALTERNATE FUELS INC.	P.O. BOX 1322 PITTSBURG, KANSAS 66762	316-764-3822	SE NE 34-28-25E SW 34-28-25E	BLESSANT BLESSANT
THE CLEMENS COAL CO.	BOX 62299 PITTSBURG, KANSAS 66762	316-231-1050	16-28-25E 10-31-25E 11-31-25E 14-31-25E	NO.22 NO.25 NO.25 NO.25
FUEL DYNAMICS, INC	BOX 308 OSWEGO, KANSAS 67536	316-232-9090	02-31-22E 14-31-22E	GOLDEN EAGLE MINE GOLDEN EAGLE MINE
PRODUCERS MINING INC.	RT. 1 ARCADIA, KANSAS 66711	316-223-0661	N 29-27-25E N 31-27-25E	
CRUSHED ROCK				
MIDWEST MINERALS, INC.	709 N. LOCUST PITTSBURG, KS. 66762	316-231-8120	SE 12-30-20E SW 31-28-24E	GIRARD QY. FARLINGTON QY.
DECATUR				
SAND & GRAVEL				
SIEBERT SAND CO., INC.	BOX 10 NESS CITY, KANSAS 67560	913-798-2224	NW 33-04-27W 28-04-27W	MUIRHEAD MUIRHEAD

COMPANY	ADDRESS	TELEPHONE	LOCATION	LEASE
DICKINSON				
SAND & GRAVEL				
ABILENE SAND, INC.	BOX 524 ABILENE, KANSAS 67410	913-263-3492	SE 25-13-01E	WILSON
CRUSHED ROCK				
HALLETT CONSTRUCTION CO.	BOX 296 MARION, KANSAS 66861	316-382-3330	SE 10-14-04E	RUHNKE
N.R. HAMM QUARRY, INC.	BOX 17 PERRY, KANSAS 66073	913-597-5111	NW SW 24-13-03E E 02-16-04E	DIEHL JONES
WALKER STONE CO., INC.	BOX 563 CHAPMAN, KANSAS 67431	913-922-6535	SW 27-12-04E SE SW 36-12-04E NE 36-12-04E SE 36-12-04E SW 08-12-04E NE 26-15-02E SE 03-12-03E	WALKER HASSELMAN JANICKE SCHULER MARSTON GANTENBEIN WALKER
DONIPHAN				
CRUSHED ROCK				
MARTIN MARIETTA AGGREGATES	1305 W. 42ND TOPEKA, KANSAS 66609	913-266-5556	SW SW 10-03-22E	WATHENA QY
MIDLAND QUARRY	ATCHISON, KS. 66002	913-367-0646 913-367-3731	12-04-19E 13-04-19E	ONEIL ONEIL
WEST LAKE QUARRY & MATERIAL CO	RT. 1, BOX 206 BRIDGETON, MO. 63042	314-739-1122	10-02-20E	SCHNEIDER
DOUGLAS				
SAND & GRAVEL				
LAWRENCE SAND CO.	LAWRENCE, KANSAS 66044	913-843-8717	20-12-20E	HAYDEN & NUNEMAKER

COMPANY -----	ADDRESS -----	TELEPHONE -----	LOCATION -----	LEASE -----
LRM INDUSTRIES, INC.	3035 HASKELL AVE. LAWRENCE, KS 66044	913-843-1688	NW 15-12-01E	LAKEVIEW
CRUSHED ROCK				
N.R. HAMM QUARRY, INC.	BOX 17 PERRY, KANSAS 66073	913-597-5111	SW 15-13-21E SW 35-13-18E NW 03-13-18E	HAMM-PETEFISH HARRELL BUCHHEIN
KILLOUGH INC..	BOX 623 OTTAWA, KANSAS 66067	913-242-4535	NE 15-15-18E SW 27-14-20E SW 01-13-18E	CLARK HOLMES SKINNER-LAWRENCE
MARTIN MARIETTA AGGREGATES	1305 W. 42ND TOPEKA, KANSAS 66609	913-266-5556	NE 04-13-21E	EUDORA QY
EDWARDS -----				
SAND & GRAVEL				
EDWARDS CO. HIGHWAY DEPT.		316-659-2188		
	R. R. 1, BOX 18-D KINSLEY, KANSAS 67547	316-659-2632	35-24-19W	FELDMAN
KINSLEY SAND & GRAVEL, INC.	KINSLEY, KS. 67547	316-659-3401	02-25-19W	OWENS
ELK ---				
SAND & GRAVEL				
ELK CO. ROAD DEPT	P. O. BOX 327 HOWARD, KANSAS 67349	316-374-2580	31-28-09E	BARNES
CRUSHED ROCK				
MARTIN MARIETTA AGGREGATES	1305 W. 42ND TOPEKA, KANSAS 66609	913-266-5556	12-31-10E 01-31-10E 06-31-11E 07-31-11E	MOLINE QY. MOLINE QY. MOLINE QY. MOLINE QY.
SEDAN LIMESTONE CO., INC.	SEDAN, KANSAS 67361	316-725-3404	NE 36-29-12E NW 04-30-11E	RANKIN MCLELLAN

COMPANY -----	ADDRESS -----	TELEPHONE -----	LOCATION -----	LEASE -----
ELLIS -----				
SAND & GRAVEL		913-625-3459	NW 28-15-18W	WERTH
ALLIED INC.	HAYS, KANSAS 67601	913-625-7334	22-15-16W	FOSTER
ELLIS CO. ROAD DEPT	HAYS, KANSAS 67601			
ELLSWORTH -----				
CLAY AND SHALE PRODUCERS	BOX 98 KANOPOLIS, KANSAS 67454	913-634-5211	SW 34-16-08W W 23-14-07W N 25-15-07W SE 34-15-07W	BOGGS REMLEY SPARKS VONDERS
ACME BRICK CO.				
SALT		913-472-4421	NW 29-15-07W	(U)
INDEPENDENT SALT CO.	KANOPOLIS, KANSAS 67454			
SAND & GRAVEL		913-472-4003	SW 18-15-08W SW 27-15-08W SE SW 23-16-07W	CROY THIELEN PEPPIATT
ELLSWORTH CO. ROAD DEPT.	ELLSWORTH, KANSAS 67439			
FINNEY -----				
SAND & GRAVEL	SOUTH STAR RT. GARDEN CITY, KANSAS 67845	316-275-4248	NE 23-24-33W	
SAND & GRAVEL CO.				
SMITH SAND CO., INC.	BOX 391, 1206 E. FULTON GARDEN CITY, KANSAS 67846	316-276-3771	19-24-32W	
FORD -----				
SAND & GRAVEL	RT. 1 DODGE CITY, KANSAS 67801	316-227-6301	SW 31-26-25W	BAILEY
DAVIS & SONS SAND SALES				
DODGE CITY SAND CO.	500 E. CHERRY DODGE CITY, KANSAS 67801	316-227-6091	36-26-25W	

COMPANY	ADDRESS	TELEPHONE	LOCATION	LEASE
DODGE CITY SAND CO.	314 W. 14TH & BEESON DODGE CITY, KANSAS 67801	316-227-6091	34-26-25W	LOTS 5 & 6
FORD CO. ROAD DEPT.	DODGE CITY, KANSAS 67801	316-225-4861	NW 12-27-24W S NW 01-27-21W	FORD CO. MOLITOR
FRANKLIN	BUCKLIN, KANSAS 67834	316-659-2987	NW 01-27-21W	MOLITOR
CLAY AND SHALE PRODUGERS				
BUILDEX, INC.	BOX 62299 PITTSBURG, KANSAS 66762 BOX 15 OTTAWA, KANSAS 66067	316-231-1050 913-242-2177	23-17-19E	BUILDEX, INC.
CRUSHED ROCK				
FOGLE QUARRY CO., INC.	18TH & MAIN OTTAWA, KANSAS 66067	913-242-4864	E 12-17-19E	FOGLE
HAWORTH CONSTRUCTION CO.	BOX 228 OTTAWA, KANSAS 66067	913-242-1962	06-17-20E	ROSS
KILLOUGH INC..	BOX 623 OTTAWA, KANSAS 66067	913-242-4535	NE SW 13-16-19E SE NW 17-16-21E SW 22-18-21E SW 21-18-21E	EDWARDS KILLOUGH KILLOUGH LANE-MEOWS
MARTIN MARIETTA AGGREGATES	1305 W. 42ND TOPEKA, KANSAS 66609	913-266-5556	W SE 06-17-20E	OTTAWA QY.
GEARY				
SAND & GRAVEL				
MORE SAND CO., INC.	RT. 3 JUNCTION CITY, KANSAS 66441	913-238-6922	NW 34-11-05E	MOORE
CRUSHED ROCK				
WALKER STONE CO., INC.	BOX 563 CHAPMAN, KANSAS 67431	913-922-6535	SW 02-11-05E NE 04-13-05E NW 02-11-05E SE 19-12-06E	HUSTON CASPAR WALKER FINE

COMPANY	ADDRESS	TELEPHONE	LOCATION	LEASE
GOVE				
SAND & GRAVEL				
ROD BENTLEY SAND & GRAVEL	SHIELDS, KANSAS 67874	316-397-5669	SW 24-15-28W	BENTLEY
GOVE CO. ROAD DEPT.	GOVE, KANSAS 67736	913-938-2871	04-11-29W	
GRAHAM				
NO PRODUCTION REPORTED				
GRANT				
NO PRODUCTION REPORTED				
GRAY				
SAND & GRAVEL				
GRAY CO. ROAD DEPT.	CIMARRON, KANSAS 67835	316-855-3815	34-25-29W	
CLARENCE KERR, D/B/A-KERR SAND CO.	BOX 1147 CIMARRON, KANSAS 67835	316-855-2222	23-26-28W	
GREELEY				
SAND & GRAVEL				
GREELEY CO. ROAD DEPT.	TRIBUNE, KANSAS 67869	316-376-4253	VARIOUS	VARIOUS
GREENWOOD				
CRUSHED ROCK				
BLACKTOP CONSTRUCTION CO.	BOX 549 EMPORIA, KANSAS 66801	316-342-2047	W 33-23-11E E SW 31-25-10E	CARSON WALL ST. QY.
GREENWOOD CO. ROAD DEPT.	EUREKA, KANSAS 67045	316-583-6241	36-25-11E NE 08-27-10E NE 18-26-10E NW 11-28-11E	BOONES ANSPAUGH SHINKLE BLAKE
HAWORTH CONSTRUCTION CO.	BOX 228 OTTAWA, KANSAS 66067	913-242-1962	NE 31-22-13E 10-28-11E	CHRISTY JORDON

COMPANY -----	ADDRESS -----	TELEPHONE -----	LOCATION -----	LEASE -----
SEDAN LIMESTONE CO., INC. HAMILTON -----	SEDAN, KANSAS 67361	316-725-3404	NE 10-28-11E SE 34-25-11E N NE 31-22-13E	BLAKE BLAKE CHRISTE
SAND & GRAVEL HAMILTON CO. ROAD DEPT. HARPER -----	SYRACUSE, KANSAS 67878	316-384-5135	05-24-40W 09-25-42W	
SAND & GRAVEL HARPER CO. ROAD DEPT. HARVEY -----	COURTHOUSE ANTHONY, KANSAS 67003	316-842-5240	SE 10-32-09W NW 14-32-09W SE 15-32-05W SW 09-34-08W N 09-32-08W NW 12-32-09W SW 11-32-06W NE 08-34-06W NW 35-31-05W SW 18-31-05W S 09-32-08W SW 21-32-09W NE 28-32-09W SE 05-31-07W SW 14-34-05W SW 34-33-07W SW 14-32-05W NW 22-31-09W SE 19-34-08W SW 15-31-05W NE 22-32-05W SW 04-32-06W SE 14-31-08W NW 31-31-06W NE 31-32-08W N 15-34-09W NE 06-32-06W	BIBERSTEIN BIBERSTEIN BOWERSOCK BURNETT BURNS-SQUIRE BUSH CARTER HARPER HIEBERT HOOVER & RIDING HOYT JOHNSTON JOHNSTON JOSLIN JOYNER MONTAGUE MCCOY MUIR & MUIR PATTERSON SCHLICKAU STRADER THOMPSON TROYER WILLIAMS SULLIVAN BABBS SHORT
SAND & GRAVEL BRYANT SAND & GRAVEL CO.	RT. 1 BOX 218 BURRTON, KANSAS 67020	316-463-5621	NE 06-24-03W	

COMPANY -----	ADDRESS -----	TELEPHONE -----	LOCATION -----	LEASE -----
HARVEY CONTINUED				
SAND & GRAVEL CONTINUED				
BRYANT SAND & GRAVEL CO.	RT 2 BOX 218 BURRTON, KANSAS 67020	316-463-2511	27-23-03W	
THACH SAND INC.	R.F.D. 2 BURRTON, KS. 67020	316-463-6313	27-23-03W	HILL
HASKELL -----				
SAND & GRAVEL				
HASKELL CO. ROAD DEPT.	SUBLETTE, KANSAS 67877	316-675-2234	20-30-34W	BRYANT
RIVERSIDE SAND INC.	R. R. #2, BOX 53 SATANTA, KANSAS 67870	316-649-2421	NW 33-30-34W	W. F. WALKER
HODGEMAN -----				
SAND & GRAVEL				
HODGEMAN CO. ROAD DEPT.	JETMORE, KANSAS 67854	316-357-4355	17-21-23W 23-22-26W 30-22-26W	
JACKSON -----				
CRUSHED ROCK				
N.R. HAMM QUARRY, INC.	BOX 17 PERRY, KANSAS 66073	913-597-5111		PICKETT CURRAN
JEFFERSON -----				
CRUSHED ROCK				
ROY BAKER QUARRY, INC.	BOX 100 VALLEY FALLS, KANSAS 66088	913-945-3213	NE 20-08-18E 32-07-20E	BAKER DOMANN

COMPANY	ADDRESS	TELEPHONE	LOCATION	LEASE
N.R. HAMM QUARRY, INC.	BOX 17 PERRY, KANSAS 66073	913-597-5111	SW 09-10-17E SE 35-11-19E NE 04-09-18E 36-11-19E NW 12-09-19E 16-11-17E 01-12-19E 15-11-17E	CLARK HECK MCCLENNY HECK BRODDLE HAMM OUSDAHL HULL
MARTIN MARIETTA AGGREGATES	1305 W. 42ND TOPEKA, KANSAS 66609	913-266-5556	NW 11-11-18E	LEECH-BALL
JEWELL				
PORTLAND CEMENT				
BASIC INDUSTRIES, INC.	BOX 228 SUPERIOR, NEBRASKA 68978	402-879-3267	06-01-07W	BASIC IND., INC.
SAND & GRAVEL				
JEWELL CO. ROAD DEPT.	MANKATO, KANSAS 66956	913-378-3431	10-01-06W	HEITMAN
CRUSHED ROCK				
JEWELL CO. ROAD DEPT.	MANKATO, KANSAS 66956	913-378-3431	VARIOUS	VARIOUS
JOHNSON				
SAND & GRAVEL				
BUILDERS SAND CO.	78TH & HOLLIDAY DRIVE KANSAS CITY, KANSAS 66106	913-375-1414	33-11-23E	BUILDERS
HOLLIDAY SAND & GRAVEL CO.	6811 W. 63RD OVERLAND PARK, KANSAS 66202	913-236-5920		
CRUSHED ROCK	BONNER SPRINGS, KANSAS 66012	913-422-3095	32-11-23E	SCHEIDT
DEITZ HILL DEVELOPMENT CO.	BOX 4 KANSAS CITY, MISSOURI 64141 56 HIGHWAY AND 159TH ST.	816-221-1311		
		913-764-2127	SE 09-14-23E	C-B-H RANCH

COMPANY	ADDRESS	TELEPHONE	LOCATION	LEASE
JOHNSON CONTINUED				
CRUSHED ROCK CONTINUED				
HOLLAND QUARRIES, INC.	BOX 5283 LENEXA, KANSAS 66215	913-888-3920	SE 06-13-24E	(U) JOHNSON
RENC CONSTRUCTION CO., INC.	BOX 4278 OVERLAND PARK, KANSAS 66204	913-383-1660	SE 18-14-25E SW 06-12-24E SE 06-13-23E SW 13-14-22E	STANLEY RENNER ANDERSON GARDNER
UNION QUARRIES INC.	P.O. BOX 7170 PRAIRIE VILLAGE, KANSAS 66207 95TH & OGG ROAD LENEXA, KANSAS 66215	913-648-0200 913-888-3838	NW 31-12-24E	(U) VAN LERBERG
KEARNY				
SAND & GRAVEL				
KEARNY CO. ROAD DEPT.	BOX 346 LAKIN, KANSAS 67860	316-355-6571	10-25-36W SE 10-25-36W SW 26-25-35W SW 18-24-38W	PUCKETT BEYMER TACKETT RESCHKE
POPEJOY CONSTRUCTION CO., INC.	BOX 385 ULYSSES, KANSAS 67880	316-356-3404	SE 03-25-36W NE 03-25-36W	POPEJOY POPEJOY
KINGMAN				
SAND & GRAVEL				
CITY OF KINGMAN	KINGMAN, KS 67068	316-532-3111		
KINGMAN CO. ROAD DEPT.	KINGMAN, KANSAS 67068	316-532-3771	04-28-08W 02-28-06W 28-28-10W 14-30-08W 17-27-10W VOSS SW 03-27-10W 16-30-05W SHEETZ 19-28-07W 29-30-10W	TUNNEY MCKENNA OSNER STERNEKER BROWN CROFT SHEETZ SOLID WASTE DEPT. COX
RAY WELLS SAND & GRAVEL	RT. 1 KINGMAN, KANSAS 67068	316-532-2088	NE 01-28-08W SW 01-28-08W	COLEMAN WELLS

COMPANY -----	ADDRESS -----	TELEPHONE -----	LOCATION -----	LEASE -----
KIOWA -----				
SAND & GRAVEL				
KIOWA CO. ROAD DEPT.	GREENSBURG, KANSAS 67054	316-723-2531	03-29-17W 02-29-16W 20-29-17W NE 09-29-17W 21-27-19W BARNES 09-29-16W 23-29-16W PIESTER 07-30-16W BOOTH 35-30-20W DEAN	HULME STARKEY HAMMOND ADMS BARNES PYLE PIESTER BOOTH DEAN
SEACAT AND HEFT	409 W. LINCOLN GREENSBURG, KANSAS 67054	316-723-2995	SW 03-29-17W	SEACAT & HEFT
LABETTE -----				
COAL				
BILLS COAL CO., INC.	2809 N BROADWAY, PO BOX 1389 PITTSBURG, KANSAS 66762 P. O. BOX 1030 FT. SCOTT, KANSAS 66701	316-232-2280 316-857-2645	N 28-34-21E	CHETOPIA MINE
CRUSHED ROCK				
HARRY KEITH & SONS	HIGHWAY 166 EAST COFFEYVILLE, KANSAS 67337	316-251-9416	SW 35-34-17E	KEITH
LABETTE CO. ROAD DEPT.	OSWEGO, KANSAS 67356	316-795-4812		
	ALTAMONT, KANSAS 67330	316-784-5449	NE 29-32-19E	CURNUTTE
MIDWEST MINERALS, INC.	709 N. LOCUST PITTSBURG, KS. 66762	316-231-8120	SE 01-32-19E SW 06-35-21E	PARSONS QY. CHETOPIA QY.
O'BRIEN ROCK CO., INC.	BOX 217 ST. PAUL, KANSAS 66771	316-449-2257	NW 06-35-21E	PICKERING
LANE -----				
SAND & GRAVEL				
LANE CO. ROAD DEPT.	DIGHTON, KANSAS 67839	316-397-2401	NW 15-20-30W	HOLLINGSWORTH

COMPANY	ADDRESS	TELEPHONE	LOCATION	LEASE
LEAVENWORTH				
CRUSHED ROCK				
N.R. HAMM QUARRY, INC.	BOX 17 PERRY, KANSAS 66073	913-597-5111	SE 02-09-21E	BROMMELL
LORING QUARRY	BOX 146 BONNER SPRINGS, KS 66012	913-441-4242	NW 13-12-22E	LORING
MARTIN MARIETTA AGGREGATES	1305 W. 42ND TOPEKA, KANSAS 66609	913-266-5556	NW 31-09-23E	LANSING QY.
LINCOLN				
VOLCANIC ASH				
ERNEST HANZLICEK	WILSON, KANSAS 67490	913-658-4172	SW 27-13-10W	HANZLICEK

COMPANY

SAND & GRAVEL

LINCOLN CO., ROAD DEPT.

ADDRESS

LINCOLN, KANSAS 67455

TELEPHONE

913-524-4443

LOCATION

28-13-10W
19-10-09W
26-10-09W
03-10-08W
12-10-08W
28-10-07W
29-10-06W
34-12-07W
02-10-08W
08-13-07W
33-13-06W
29-10-06W
10-11-06W
20-10-07W
05-12-06W
28-10-07W
05-12-06W
25-10-08W
20-12-08W
03-10-09W
01-11-06W
06-11-06W
27-11-08W
06-11-09W
30-12-06W
29-12-06W
04-12-07W
23-12-07W
01-12-09W
26-12-07W
29-12-08W
04-12-09W
18-12-09W
35-12-09W
07-12-10W
28-12-10W
32-13-06W
05-13-07W
14-13-09W
34-13-10W
25-12-09W
13-13-08W
11-13-09W
09-13-10W
28-13-10W

LEASE

PEJSHA
OETTING
JENSEN
HEALY
D. JONES
GARDNER
HARTZELL
RITTMANN
STEWART
WOLTING
HOEH
MYERS
BELL
MCCLURE BROS.
FISCHER
MARSHALL
REES
WIEBKE
LUCK ESTATE
NITSCH
O NEILL
KOWALKE
BRUCE
OETTING
G. WALTER
MORRICAL
LEMMONS
WALTERS
POWERS
GOURLEY
MEILI
BLOCK
BECKER & NELSON
LIEPITZ
MEITLER
HLAD
NEEL
L. VONFANGE
F. WACKER
SOUKUP
PANZER
REINERT
WACKER
HYNES
HLAUS

WHITE BROS.

KANOPOLIS, KS 67454

913-634-5350

26-12-07W

BOLTE

COMPANY	ADDRESS	TELEPHONE	LOCATION	LEASE
LINCOLN CONTINUED				
CRUSHED ROCK				
QUARTZITE STONE CO., INC.	P.O. BOX 97 LINCOLN, KANSAS 67455	913-524-4494	SE 14-12-08W S SW 11-12-08W 07-12-07W NE 14-12-08W SE 11-12-08W NE 12-12-08W	QUARTZITE BRYAN HEIRS WILSON BROTHERS JOHN MULLOY, EST. FRANCIS WALTERS QUARTZITE
LINN				
COAL				
MINE CREEK COAL CO., INC.	BOX 128 MOUND CITY, KS 66056	913-795-2401	SE 24-21-25E	MINE CREEK MINE
OSAGE MINING & ENGINEERING	BOX 342, 522 MAIN ST. MOUND CITY, KANSAS 66056	913-795-2766	12-23-24E	PRESCOTT #1
CRUSHED ROCK				
BATES COUNTY ROCK DIVISION OF ASH GROVE	BOX 70 BUTLER, MO. 64730	816-679-4128 913-352-8811	NW 24-21-24E	#5 PLEASANTON QY.
BATES COUNTY ROCK DIVISION OF ASH GROVE	BOX 70 BUTLER, MO. 64730	816-679-4128 913-757-2259	34-19-25E	#6 AMSTERDAM QY.
HAWCRTH CONSTRUCTION CO.	BOX 228 OTTAWA, KANSAS 66067	913-242-1962	NW 23-19-21E	MILLER
MCADAM CONSTRUCTION CO.	MORAN, KS. 66755	316-237-4400 913-795-2293	SW 28-20-23E NW 19-22-24E	WEESE
MCADAM CONSTRUCTION CO.	MOUND CITY, KANSAS	316-237-4400		
	MORAN, KS. 66755	913-898-3803	W NE 20-21-22E	COX
MARTIN MARIETTA AGGREGATES	CENTERVILLE, KANSAS 66014 1305 W. 42ND TOPEKA, KANSAS 66609	913-266-5556	N SW 23-19-21E	RUES

COMPANY -----	ADDRESS -----	TELEPHONE -----	LOCATION -----	LEASE -----
WADE AGRI. PRODUCTS INC. LOGAN -----	BOX 38 LA CYGNE, KANSAS 66040	913-757-4457	31-19-23E 20-19-25E 25-22-24E	
SAND & GRAVEL LOGAN CO. ROAD DEPT. LYON -----	RUSSELL SPRINGS, KANSAS 67755	913-751-4448	22-13-35W	
CRUSHED ROCK N.R. HAMM QUARRY, INC.	BOX 17 PERRY, KANSAS 66073	913-597-5111		
MARTIN MARIETTA AGGREGATES MCPHERSON -----	1305 W. 42ND TOPEKA, KANSAS 66609	913-266-5556	SE 06-19-13E SE 20-20-10E NW 19-18-10E NW 23-15-11E	GOLDSBERRY WENDLING ROWLAND COFFMAN
CLAY AND SHALE PRODUCERS BUILDEX, INC.	BOX 62299 PITTSBURG, KANSAS 66762 BOX 87 MARQUETTE, KANSAS 67464	316-231-1050 913-546-2276		
SAND & GRAVEL MCPHERSON CO. ROAD DEPT. MARION -----	MCPHERSON, KANSAS 67460	316-241-0466	01-17-05W 16-18-04W 16-18-04W	BUILDEX, INC. AELMORE LARSON
CRUSHED ROCK HALLETT CONSTRUCTION CO. SUNFLOWER CRUSHED STONE, INC.	BOX 296 MARION, KANSAS 66861 FLORENCE, KANSAS 66851	316-382-3330 316-878-4352	NE 06-21-04E SE 04-21-04E SE 06-21-05E	SCHLEHUBER ALLEN

COMPANY	ADDRESS	TELEPHONE	LOCATION	LEASE
MARSHALL				
GYPSUM	P.O. BOX 187 BLUE RAPIDS, KANSAS 66411	913-226-7767	NW 16-04-07E	(U)
GEORGIA PACIFIC CORP. GYPSUM DIVISION				
SAND & GRAVEL	BOX 38 BLUE RAPIDS, KANSAS 66411	913-226-7914	SW 19-04-07E NE 25-04-06E	STRYKER HOCKER
BLUE RIVER SAND & GRAVEL CO.		913-443-4941	29-01-06E	KRUSE
MARSHALL CO. HIGHWAY DEPT.	MARYSVILLE, KANSAS 66508			
CRUSHED ROCK				
BAYER CONSTRUCTION CO., INC.	BOX 889, 509 YUMA MANHATTAN, KANSAS 66502	913-776-8839	E 17-02-09E SE 10-05-09E SW 20-02-09E	JONES (BEATTIE) LEINWEBER FITZGERALD
N.R. HAMM QUARRY, INC.	BOX 17 PERRY, KANSAS 66073	913-597-5111	SW 12-01-07E	ARGO
HOPPER BROTHERS QUARRIES	PAWNEE CITY, NEB. 68420	402-852-2331	NW 06-01-08E	PRIBYL
MEADE				
SAND & GRAVEL	MEADE, KANSAS 67864	316-873-2481	20-33-28W	BORCHER
MEADE CO. ROAD DEPT.				
MIAMI				
CRUSHED ROCK	BOX 623 OTTAWA, KANSAS 66067	913-242-4535	N NW 30-16-24E SW 27-16-22E E 18-17-23E	CRAWFORD BONE PAOLA
KILLOUGH INC..		913-383-1660	SE 20-18-22E	TERRY
RENG CONSTRUCTION CO., INC.	BOX 4278 OVERLAND PARK, KANSAS 66204	913-757-4457	28-18-25E	
WADE AGRI. PRODUCTS INC.	BOX 38 LA CYGNE, KANSAS 66040			

COMPANY	ADDRESS	TELEPHONE	LOCATION	LEASE
MITCHELL				
SAND & GRAVEL				
JAMES HENNES	BELOIT, KANSAS 67420	913-738-2559	NW 10-07-07W	NORTH
MONTGOMERY				
PORTLAND CEMENT				
UNIVERSAL ATLAS CEMENT DIVISION, U.S. STEEL CORP.	BOX 428 INDEPENDENCE, KANSAS 67301	316-331-0200	NW 04-33-16E NE 05-33-16E E 32-32-16E NW 05-33-16E SE 05-33-16E SW 04-33-16E SE 09-32-15E W 16-32-15E	
CRUSHED ROCK				
MIDWEST MINERALS, INC.	709 N. LOCUST PITTSBURG, KS. 66762	316-231-8120	NW 32-34-17E S 17-32-14E 22-31-17E	COFFEYVILLE QY. ELKCITY QY. CHERRYVALE
SCOTT ROCK CO.	NEODESHA, KANSAS 66757	316-331-1528	23-31-15E	LEON MUSTAIN
MORRIS				
NO PRODUCTION REPORTED				
MORTON				
SAND & GRAVEL				
MORTON CO. ROAD DEPT.		316-592-2166	S4 19-33-40W	
NEMAHA				
CRUSHED ROCK				
N.R. HAMM QUARRY, INC.	BOX 17 PERRY, KANSAS 66073	913-597-5111		SE 27-01-12E SE 11-01-14E
				ROTTINGHAUS BECHTELHEIMER, H

COMPANY	ADDRESS	TELEPHONE	LOCATION	LEASE
NEMAHA CONTINUED				
CRUSHED ROCK CONTINUED				
MARTIN MARIETTA AGGREGATES	1305 W. 42ND TOPEKA, KANSAS 66609	913-266-5556	23-01-11E	SCHMITZ
NEOSHO				
PORTLAND CEMENT				
ASH GROVE CEMENT CO.	CHANUTE, KANSAS 66720	316-431-4500	23-27-17E 24-27-17E 25-27-17E 08-27-18E 17-27-18E 18-27-18E	
SAND & GRAVEL				
HY-GRADE CONSTRUCTION & MATERIALS, INC.	ST. PAUL, KS. 66771	316-449-2293	SE 15-29-20E	HY-GRADE
CRUSHED ROCK				
HARRY BYERS & SONS, INC.	500 N. PLUMMER CHANUTE, KANSAS 66731	316-431-0700	NW 19-27-18E	BYERS
MIDWEST MINERALS, INC.	709 N. LOCUST PITTSBURG, KS. 66762	316-231-8120	SE 02-28-15E	ERIE
NEOSHO CO. ROAD DEPT.	ERIE, KANSAS 66733	316-244-3273	30-28-19E 27-27-20E 33-29-19E 23-27-19E	NEELY WEIR QUARRY JONES REINHARDT
O'BRIEN ROCK CO., INC.	BOX 217 ST. PAUL, KANSAS 66771	316-449-2257	E NE 04-29-21E NE 16-30-20E	O'BRIEN MAGNER
NESS				
SAND & GRAVEL				
NESS CO. ROAD DEPT.	NESS CITY, KANSAS 67560	913-798-3350	01-16-25W 35-20-23W 02-16-24W 23-20-26W 01-17-23W 01-16-24W 31-17-23W	CLYNE FRUSHER HARRIS GOODMAN KISSSLINGER FLAX HORCHEM

COMPANY -----	ADDRESS -----	TELEPHONE -----	LOCATION -----	LEASE -----
NORTON -----				
VOLCANIC ASH				
CALVERT MINES, INC.	P.O. BOX 97 NORTON, KANSAS 67654	913-877-2944	SW 25-02-22W	MILLER
OSAGE -----				
CRUSHED ROCK				
N.R. HAMM QUARRY, INC.	BOX 17 PERRY, KANSAS 66073	913-597-5111	SW 09-17-15E	LIEBER
KILLOUGH INC..	BOX 623 OTTAWA, KANSAS 66067	913-242-4535	NW 04-17-17E	LACEY
MARTIN MARIETTA AGGREGATES	1305 W. 42ND TOPEKA, KANSAS 66609	913-266-5556	SW 34-17-16E NW 35-16-15E	MELVERN QY. FARNSWORTH
NELSON QUARRIES	LA HARPE, KS. 66751	316-496-2211	21-18-15E 30-17-15E	SCHRADER NELSON
OSBORNE -----				
SAND & GRAVEL				
OSBORNE CO. ROAD DEPT.	OSBORNE, KANSAS 67473	913-346-2153	28-07-14W 09-07-15W	MCREYNOLDS COX
OTTAWA -----				
SAND & GRAVEL				
ROBINS SAND & GRAVEL	323 W. 2ND MINNEAPOLIS, KANSAS 67467	913-392-2087	NE 17-11-04W NE 34-10-04W 17-09-04W 08-09-04W SW 06-12-05W S 33-09-05W NE 26-11-04W SE 05-10-04W	BACCUJ BACCUJ PAYNE PAYNE FARLEY KEIM ROBSON ROBSON

COMPANY	ADDRESS	TELEPHONE	LOCATION	LEASE
PAWNEE				
SAND & GRAVEL				
EAKIN SAND & GRAVEL CO.	BOX 48 LARNED, KANSAS 67550	316-285-3916	SW 05-22-16W NW 08-22-16W	EAKIN
LARNED SAND & GRAVEL	BOX 227 LARNED, KANSAS 67550	316-285-3236	SE 04-22-16W	BUSTER
PAWNEE CO. ROAD DEPT.	LARNED, KANSAS 67550	316-285-3761	SE 34-21-16W	BECKWITH
PHILLIPS				
SAND & GRAVEL				
PHILLIPS CO. ROAD DEPT.	PHILLIPSBURG, KANSAS 67661	913-543-2912	NE 26-02-20W NW 28-02-19W	GREEVING KATS
SIEBERT SAND CO., INC.	BOX 10 NESS CITY, KANSAS 67560	913-798-2224	29-04-17W	MCCOMBS
POTTAWATOMIE				
SAND & GRAVEL				
WAMEGO SAND CO., INC.	BOX 119 WAMEGO, KANSAS 66547	913-456-9888	NW 10-10-10E	
CRUSHED ROCK				
BAYER CONSTRUCTION CO., INC.	BOX 889, 509 YUMA MANHATTAN, KANSAS 66502	913-776-8839	SW 19-09-09E	EBERT
N.R. HAMM QUARRY, INC.	BOX 17 PERRY, KANSAS 66073	913-597-5111	SW 16-09-12E SE 34-06-10E NW 09-09-12E	MARSTALL FALK SMITH
BUILDING STONE				
BAYER STONE, INC.	ST. MARYS, KANSAS 66536	913-437-2281	SW 15-07-12E	BAYER

COMPANY	ADDRESS	TELEPHONE	LOCATION	LEASE
PRATT -----				
SAND & GRAVEL				
PRATT CO. ROAD DEPT.	PRATT, KANSAS 67124	316-672-2441	30-28-11W 10-27-12W SE 15-29-15W 35-27-14W SE 04-28-13W 21-27-12W 09-27-12W 22-28-14W 04-28-13W 26-27-12W	ARMISTEAD STUDER HOGARD CHUBB WHITFIELD MAAS HOEME CRANDELL ARMSTRONG BANKER
WHITFIELD SAND & CONCRETE, INC.	RT. #4, 10TH & RIDEWAY PRATT, KANSAS 67124	316-672-3181	SE 04-28-13W	BARNES
RAWLINS -----				
SAND & GRAVEL				
RAWLINS CO. ROAD DEPT.	ATWOOD, KANSAS 67730	913-626-3726	11-02-32W 25-04-34W 15-05-32W 13-03-35W 30-02-34W 30-05-31W	KOGL REEVES MALONE FOSTER COOPER RYAN
RENO -----				
SALT				
CARGILL SALT DEPT	BOX 1403 HUTCHINSON, KANSAS 67501	316-663-2141	19-23-05W	(S)
CAREY SALT A DIVISION OF INTERPACE CORP.	1800 CAREY BLVD. HUTCHINSON, KANSAS 67501	316-662-3341	16-23-05W 17-23-06W	(U) (S)
MORTON SALT DIVISION MORTON-NORWICH PRODUCTS, INC.	110 N. WACKER DR. CHICAGO, ILLINOIS 60606 BOX 1547 HUTCHINSON, KANSAS 67501	312-621-5200 316-669-0401	23-23-06W	(S)
SAND & GRAVEL				
FOUNTAIN SAND & GRAVEL PIT	ARLINGTON, KANSAS 67514	316-538-2393	SE 06-25-07W	FOUNTAIN
GRAVEL PRODUCTS, INC.	NICKERSON, KANSAS 67561	316-422-3249	SW 15-22-07W	PAULSON

COMPANY	ADDRESS	TELEPHONE	LOCATION	LEASE
RENO CONTINUED				
SAND & GRAVEL CONTINUED				
HAVEN SAND CO., INC.	HAVEN, KANSAS 67543	316-465-3600	NE 20-24-04W	MOUNT
HOSKINSON SAND & GRAVEL CO.	RT. 1, BOX 66 HUTCHINSON, KANSAS 67501	316-662-7783	SE 08-23-06W	HOSKINSON
MT. HOPE SAND CO.	RT. 2, BOX 72 HAVEN, KANSAS 67543	316-465-3447	W,NW 01-25-04W	MT. HOPE SAND
J.H. SHEARS & SONS, INC.	819 W. 1ST STREET HUTCHINSON, KANSAS 67501	316-662-3307	SE 14-23-05W	SHEARS
REPUBLIC				
SAND & GRAVEL				
ALSOP SAND CO. INC.	11TH & M ST. BOX 345 BELLEVILLE, KANSAS 66935	913-527-2248	SE 07-03-04W NW 20-03-04W	RUNFT RUNFT
RICE				
SALT				
AMERICAN SALT CO.	3142 BROADWAY KANSAS CITY, MO. 64105	816-753-7100		
	LYONS, KANSAS 67554	316-267-2361	10-20-08W 15-20-08W	(U) (S)
SAND & GRAVEL				
ARENSMAN SAND & GRAVEL CO.	CHASE KANSAS 67524	316-938-2532		
	RAYMOND KANSAS 67573	316-534-2822	NE 29-20-10W	DURHAM
TOBIAS & BIRCHENOUGH, INC.	BOX 470 LYONS, KANSAS 67554	316-257-2161	NE 16-20-08W N NE 29-21-08W	TOBIAS
CRUSHED ROCK				
HALLETT CONSTRUCTION CO.	BOX 296 MARION, KANSAS 66861	316-382-3330	SE 10-20-06W	CONRAD
VENTURE CORPORATION	BOX 9 LARNED, KANSAS 67550	316-285-2189		

COMPANY -----	ADDRESS -----	TELEPHONE -----	LOCATION -----	LEASE -----
RILEY -----				
SAND & GRAVEL				
KERSHAW REDI-MIX CONCRETE & SAND CO., INC.	BOX 668 MANHATTAN, KANSAS 66502	913-776-8811	S 05-10-08E SE 30-10-08E	
CRUSHED ROCK				
DEPARTMENT OF THE ARMY	FORT RILEY BRANCH JUNCTION CITY, KANSAS 66442	913-239-3728	SE 03-11-06E	CAMPBELL HILL QY.
BAYER CONSTRUCTION CO., INC.	BOX 889, 509 YUMA MANHATTAN, KANSAS 66502	913-776-8839	S 28-10-09E NE 29-10-08E NW 26-08-06E	MOORE REICHLING WOODWORTH
N.R. HAMM QUARRY, INC.	BOX 17 PERRY, KANSAS 66073	913-597-5111		WEITERS BERGSTROM BERGSTROM
MARTIN MARIETTA AGGREGATES	1305 W. 42ND TOPEKA, KANSAS 66609	913-266-5556	SE 29-10-09E	ZEANDALE QY.
BUILDING STONE				
BAYER STONE, INC.	ST. MARYS, KANSAS 66536	913-437-2281	NE NE 29-10-08E NW NW 28-10-08E	BAYER BAYER
ROOKS -----				
SAND & GRAVEL				
INLAND ENGINEERING CO. INC.	STOCKTON, KS. 67669	- - -	NE 32-07-18W NW 22-07-17W	EISENHOWER SIMONS
RUSH -----				
CRUSHED ROCK				
WOLF MEMORIAL CO. GREEN DIAMOND QUARRIES LIMITED	203 W. 9TH ELLIS, KANSAS	913-726-4430	07-16-20W	GREEN

COMPANY	ADDRESS	TELEPHONE	LOCATION	LEASE
RUSSELL				
SAND & GRAVEL				
RUSSELL CO. ROAD DEPT.	BOX 389 RUSSELL, KANSAS 67560	913-483-4032	12-15-15W 08-15-15W 05-12-15W 26-12-13W 30-14-11W 02-13-14W NW 29-14-12W	BENDER TRUAN BRUMITT K.C. CORPS OF ENG. HERBER RUSSELL CO. EHRlich
SALINE				
SAND & GRAVEL				
KNOX SAND CO.	RT. 4 SALINA, KS 67401	913-827-9702	31-14-02W	MILLER
SALINA SAND CO., INC.	P.O. BOX 206 SALINA, KANSAS 67401	913-823-2932	NE 07-15-02W	SANDERSON
SCOTT				
SAND & GRAVEL				
SCOTT CO. ROAD DEPT.	SCOTT CITY, KANSAS 67871	316-872-2202	VARIOUS	VARIOUS
CRUSHED ROCK				
SCOTT CO. ROAD DEPT.	SCOTT CITY, KANSAS 67871	316-872-2202	SE 02-17-33W	PATTON
SEDGWICK				
SALT				
VULCAN MATERIALS COMPANY CHEMICALS DIVISION	BOX 12283 WICHITA, KANSAS 67277	316-524-4211	20-29-02W	(S) VULCAN MAT., L.S. C
SAND & GRAVEL				
ASSOCIATED MATERIAL SUPPLY CO., INC.	6015 N BROADWAY BOX 4064 WICHITA, KANSAS 67204 4405 W. 53RD NORTH ST. WICHITA, KANSAS 67204	316-744-0433 316-722-0281	N 23-26-01W	CLARK

COMPANY	ADDRESS	TELEPHONE	LOCATION	LEASE
BENTLEY SAND CO.	BENTLEY KANSAS 67016	316-772-5515	NW 13-25-02W NE 17-25-01W	WOLFE VOGT
BIG RIVER SAND CO., INC.	8027 W. KELLOGG WICHITA, KANSAS 67209 1510 W. 55TH SOUTH WICHITA, KANSAS 67217	316-722-7471		
CUMLEY SAND CO.	1001 E. 63RD SOUTH WICHITA, KS 67217	316-524-3931	18-28-01E	MANTZ & STOLZHEISE
DOLESE BROTHERS CO.	BOX 1841 WICHITA, KANSAS 67201	316-262-1428	NW NE 33-28-01E	
WALT KEELER CO., INC.	826 E. LINCOLN, BOX 197 WICHITA, KANSAS 67201	316-265-0615	NW 07-27-01E	
MILES SAND, INC.	4852 N. MERIDAN WICHITA, KANSAS 67204	316-838-3362	SE 11-28-01W	
OATVILLE SAND & GRAVEL CO.	4900 W. 21ST WICHITA, KS 67212 4100 W. 31 ST WICHITA, KS 67212	316-943-4372	19-26-01E	
RITCHIE SAND	6500 W. 21ST WICHITA, KANSAS 67212	316-722-0592	E NW 11-28-01W	RITCHIE RITCHIE
R. A. RUUD & SON INC.	6700 S. HYDRAULIC WICHITA, KANSAS 67233	316-524-8631	NW 34-28-01E	BLOOD
VICS SAND & GRAVEL	4900 W. 21ST WICHITA, KS 67212	316-943-4372		
SEWARD			S 02-27-01W	
SAND & GRAVEL				
J & R SAND CO., INC.	BOX 698 LIBERAL, KANSAS 67901	316-624-5287	28-32-33W 33-32-33W 34-32-33W 20-33-32W 36-32-32W	LEMERT LEMERT LEMERT SALLEY FRAZIER
SEWARD CO. ROAD DEPT.	LIBERAL, KANSAS 67901	316-624-3401	02-33-33W	

COMPANY	ADDRESS	TELEPHONE	LOCATION	LEASE
SHAWNEE				
SAND & GRAVEL				
CONSUMERS SAND CO., INC.	924 W. RAILROAD STREET TOPEKA, KANSAS 66608	913-232-5117	- -	K.S. RIVER
CONSUMERS SAND CO., INC.	4120 NE BELMONT STREET TOPEKA, KANSAS 66616	913-232-1414	SW 23-11-16E	JACKSON
ED DAY	RT. 4 TOPEKA, KANSAS	913-235-6009	26-11-16E	
KANSAS SAND & CONCRETE, INC.	531 N. TYLER TOPEKA, KANSAS 66608	913-235-6284	- -	KANSAS RIVER
RIVER SAND CO., INC.	BOX 4044, 3220 WATERWORKS TOPEKA, KANSAS 66604	913-233-3877	N 26-11-15E	KAW RIVER
TOPEKA SAND CO.	RT. 4 TOPEKA, KANSAS 66603	913-233-9849	SE 23-11-16E	TOPEKA SAND
VICTORY SAND, DIV. OF MAY- RANSOM-SHEETZ, CONT. INC.	BOX 237 TOPEKA, KANSAS 66601	913-233-3285	NW 25-11-15E	KANSAS RIVER
CRUSHED ROCK				
N.R. HAMM QUARRY, INC.	BOX 17 PERRY, KANSAS 66073	913-597-5111		
			NE 15-10-15E SW 08-12-17E SE 13-13-16E NE 11-10-15E	HAMM HAMM-LANE HURLBURT-HAMM LISTER
MARTIN MARIETTA AGGREGATES	1305 W. 42ND TOPEKA, KANSAS 66609	913-266-5556		
			18-12-17E 14-10-15E SE SE 20-13-16E	E. TOPEKA QY. N. TOPEKA QY. MCQUEEN
SHERIDAN				
SAND & GRAVEL				
QUINTER REDI-MIX CO.	QUINTER, KANSAS 67752	913-754-3361	SE 27-10-28W	MILLER
SHERIDAN CO. ROAD DEPT.	HOXIE, KANSAS 67740	913-675-3621		
			07-09-27W 12-06-30W 20-07-26W 30-10-30W 15-06-27W 23-10-26W	OCHS ZODROW CURRIER ROBERTS WAGONER MCWILLIAM

COMPANY	ADDRESS	TELEPHONE	LOCATION	LEASE
SHERMAN				
SAND & GRAVEL				
SHERMAN CO. ROAD DEPT.	GOODLAND, KANSAS 67735	913-899-5253	VARIOUS	VARIOUS
SMITH				
CRUSHED ROCK				
LYONS QUARRIES	R.R. #2 SMITH CENTER, KS 66967	913-695-2281	SE 22-01-14W	LYONS
STAFFORD				
SAND & GRAVEL				
ALBERT PARTIN SAND & GRAVEL CO	BOX 274 STAFFORD, KANSAS 67578	316-234-5445	SE 04-25-11W	
STAFFORD CO. ROAD DEPT.	BOX 224 ST. JOHN, KANSAS 67576	316-549-3597	06-24-13W	FISHER
STANTON				
NO PRODUCTION REPORTED				
STEVENS				
SAND & GRAVEL				
STEVENS CO. ROAD DEPT.	BOX 1167 HUGOTON, KANSAS 67951	316-544-4782	29-31-38W 01-31-35W	CIMARRON RIV. CULLISON
SUMNER				
SAND & GRAVEL				
ASSOCIATED MATERIAL SUPPLY CO., INC.	6015 N BROADWAY BOX 4064 WICHITA, KANSAS 67204	316-744-0433	07-30-02E	BUTTS
	MULVANE, KANSAS	316-777-1421		

COMPANY	ADDRESS	TELEPHONE	LOCATION	LEASE
WASHINGTON -----				
SAND & GRAVEL				
FINLAYSON GRAVEL & READY-MIX	BARNES, KANSAS 66933	913-763-4314	NE 18-03-05E	
MUELLER SAND & GRVEL CO., INC.	HANOVER, KANSAS 66945	913-337-2252	SW 05-02-05E NE 18-02-05E SE 07-03-05E S 28-01-04E NW 08-02-04E NE 07-02-05E	MUELLER MUELLER MUELLER SPITSNOGLE MUELLER MUELLER
WICHITA -----				
SAND & GRAVEL				
WICHITA CO. ROAD DEPT.	LEOTI, KANSAS 67861	913-375-2814	W 16-17-36W NW 17-18-38W E 08-19-36W	LEE REIMER WILLIS
WILSON -----				
PORTLAND CEMENT				
GENERAL PORTLAND INC. VICTORY DIVISION	BOX 479 FREDONIA, KANSAS 66736	316-378-2189	24-29-14E 19-29-15E	
CLAY AND SHALE PRODUCERS				
EXCELSIOR BRICK CORP.	FREDONIA, KANSAS 66736	316-378-2174	04-29-14E 10-29-14E 11-29-14E	
CRUSHED ROCK				
MIDWEST MINERALS, INC.	709 N. LOCUST PITTSBURG, KS. 66762	316-231-8120	S 18-30-16E S 18-29-16E NE SE 02-28-15E 36-29-14E 27-30-15E	NEODESHA QY. ALTOONA QY. BENEDICT R & L FULGUM STRUTHERS, NEODASHA

COMPANY	ADDRESS	TELEPHONE	LOCATION	LEASE
WOODSON				
MICACEOUS CLAY				
MICROLITE INC.	1100 S. KATY CHANUTE, KANSAS 66720	316-431-0530	29-26-15E 32-26-15E	
CRUSHED ROCK				
HAWORTH CONSTRUCTION CO.	BOX 228 OTTAWA, KANSAS 66067	913-242-1962	28-23-15E	EVANS
NELSON QUARRIES	LA HARPE, KS. 66751	316-496-2211	03-25-17E	WILLIE
ROBERT NELSON QUARRIES	BOX 132 IOLA, KS 66749	- - -	19-26-16E 01-24-14E	PRINGLE EDWARDS
SEDAN LIMESTONE CO., INC.	SEDAN, KANSAS 67361	316-725-3404	S 19-25-14E S 01-25-14E SW 20-25-17E	NORDMEYER STOTZ PURCELL
WYANDOTTE				
PORTLAND CEMENT				
LONE STAR INDUSTRIES, INC.	BOX 297 BONNER SPRINGS KANSAS 66012	913-422-1050	NW 28-11-23E SW 21-11-23E	LONE STAR LONE STAR
SAND & GRAVEL				
AMERICAN SAND & MATERIAL CO. INC.	448 S. 26TH KANSAS CITY, KANSAS 66105	913-342-4208	18-11-25E	KANSAS RIVER
HOLLIDAY SAND & GRAVEL CO.	6811 W. 63RD OVERLAND PARK, KANSAS 66202	913-236-5920	27-11-23E	H.S.G.
HOLLIDAY SAND & GRAVEL CO.	EDWARDSVILLE, KANSAS 66022	913-422-3080		
HOLLIDAY SAND & GRAVEL CO.	6811 W. 63RD OVERLAND PARK, KANSAS 66202	913-236-5920		
HOLLIDAY SAND & GRAVEL CO.	EDWARDSVILLE, KANSAS 66022	913-441-1700	29-11-24E	H.S.G.

COMPANY	ADDRESS	TELEPHONE	LOCATION	LEASE
HUB MATERIALS, INC.	P.O. BOX 11126 KANSAS CITY, MO. 66111 78TH AND HOLLIDAY DR. MORRIS, KANSAS	913-375-1377	SE 29-11-24E	MORRIS PLANT
HUB MATERIALS, INC.	P.O. BOX 11126 KANSAS CITY, MO. 66111 5900 THORN DR. TURNER, KANSAS 66087	913-287-7059	SS 23-11-24E	MEAGER
HUB MATERIALS, INC.	P.O. BOX 11126 KANSAS CITY, MO. 66111 55TH AND K-32 MUNCIE, KANSAS 66057	913-287-8212	SW 12-11-24E	
SUPERIOR SAND & GRAVEL CO.	BOX 11145 KANSAS CITY, KANSAS 66111 2751 S. 88TH KANSAS CITY, KANSAS 66111	913-441-2800	31-11-24E	SUPERIOR SAND
CRUSHED ROCK				
THOMPSON-STRAUSS QUARRIES	7000 HOLLIDAY DRIVE KANSAS CITY, KANSAS 66106	913-375-1016	SW 23-11-24E	(U) INLAND UNDERGROUND
J.A. TOBIN CONSTRUCTION CO.	BOX 3270 KANSAS CITY, KANSAS 66103 47TH & KAW DR. KANSAS CITY, KANSAS	913-321-6772 913-287-1111	07-11-25E	(U) TOBIN CONST. CO.

KANSAS GEOLOGICAL SURVEY
THE UNIVERSITY OF KANSAS
LAWRENCE, KANSAS