

DISCLAIMER
 THE USE OF AND RELIANCE UPON THIS RECORDED-DATA BY THE HEREIN NAMED COMPANY (AND ANY OF ITS AFFILIATES, PARTNERS, REPRESENTATIVES, AGENTS, CONSULTANTS AND EMPLOYEES) IS SUBJECT TO THE TERMS AND CONDITIONS AGREED UPON BETWEEN SCHLUMBERGER AND THE COMPANY, INCLUDING: (a) RESTRICTIONS ON USE OF THE RECORDED-DATA; (b) DISCLAIMERS AND WAIVERS OF WARRANTIES AND REPRESENTATIONS REGARDING COMPANY'S USE OF AND RELIANCE UPON THE RECORDED-DATA; AND (c) CUSTOMER'S FULL AND SOLE RESPONSIBILITY FOR ANY INFERENCE DRAWN OR DECISION MADE IN CONNECTION WITH THE USE OF THIS RECORDED-DATA.

OTHER SERVICES1
 OS1: TBI-TBD-TBN-TMG
 OS2:
 OS3:
 OS4:
 OS5:

OTHER SERVICES2
 OS1:
 OS2:
 OS3:
 OS4:
 OS5:

REMARKS: RUN NUMBER 1
 SERVICE:HORIZONTAL PUMP DOWN MEMORY BIT DEPTH: 8687' LOGGED TO: 4400'
 ALL SCALES AND PRESENTATIONS PER CLIENT REQUEST
 LIMESTONE MATRIX 2.71 g/cc USED FOR POROSITY MEASUREMENTS
 TOOLSTRING RAN WITH SWIVEL AND SMALL DE-CENTRALIZER
 TBHV REPRESENTS TOTAL BOREHOLE VOLUME, ft3
 ABHV REPRESENTS ANNULAR HOLE COLUME, CALCULATED FOR 4.5" CSG, ft3
 HSPM USED TO ACQUIRE LOG DEPTH
 LOG CORRELATED TO MWD GR
 RIG: PATTERSON 56
 CREW: S.JARSKI R.CRESSWELL R.WILSON
 WELL NOT LOGGED FROM BOTTOM DUE TO HOLE GOING OUT OF ZONE.

REMARKS: RUN NUMBER 2
 LOGGED TO: 4400'
 ALL SCALES AND PRESENTATIONS PER CLIENT REQUEST
 LIMESTONE MATRIX 2.71 g/cc USED FOR POROSITY MEASUREMENTS
 TOOLSTRING RAN WITH SWIVEL AND SMALL DE-CENTRALIZER
 TBHV REPRESENTS TOTAL BOREHOLE VOLUME, ft3
 ABHV REPRESENTS ANNULAR HOLE COLUME, CALCULATED FOR 4.5" CSG, ft3
 HSPM USED TO ACQUIRE LOG DEPTH
 LOG CORRELATED TO MWD GR
 RIG: PATTERSON 56
 CREW: S.JARSKI R.CRESSWELL R.WILSON
 WELL NOT LOGGED FROM BOTTOM DUE TO HOLE GOING OUT OF ZONE.

RUN 1		
SERVICE ORDER #:	3346	
PROGRAM VERSION:	19C2-270	
FLUID LEVEL:	0 ft	
LOGGED INTERVAL	START	STOP

RUN 2		
SERVICE ORDER #:	3346	
PROGRAM VERSION:	19C2-270	
FLUID LEVEL:	0 ft	
LOGGED INTERVAL	START	STOP

EQUIPMENT DESCRIPTION

RUN 1

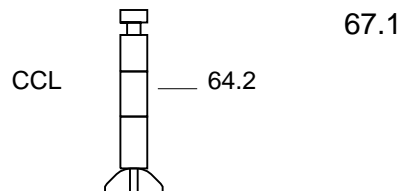
SURFACE EQUIPMENT

WITM (ThruBit)

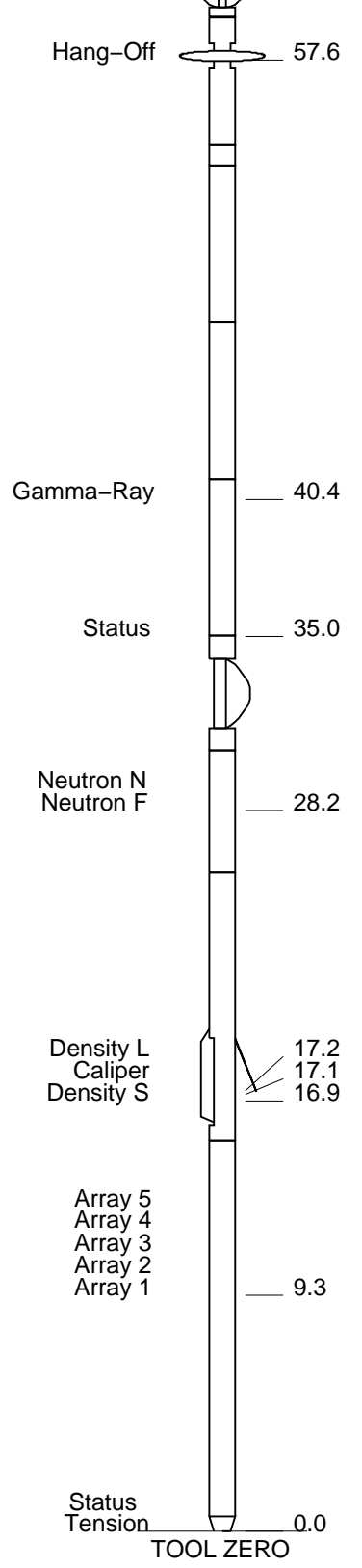
RUN 2

DOWNHOLE EQUIPMENT

TBT-A
 THEAD
 CCL
 BDOT-B 14
 THOT 29
 T10 1
 TBAT1 13
 TBAT2 35



TMG-A 24
TILE-A
TBN-A 18
NNLS-EWA 4484
TBD-A 46
GGLS-FZ 3216
TBI-A 19



MAXIMUM STRING DIAMETER 2.13 IN
MEASUREMENTS RELATIVE TO TOOL ZERO
ALL LENGTHS IN FEET

Schlumberger

MAIN PASS

MAXIS Field Log

Company: SANDRIDGE ENERGY

Well: JOYCE 3406 2-27H

Input DLIS Files

DEFAULT ThruBit_010PUP FN:9 PRODUCER 29-Oct-2014 18:44 8745.5 FT 4031.5 FT

Output DLIS Files

DEFAULT ThruBit_011PUP FN:10 PRODUCER 29-Oct-2014 19:00

OP System Version: 19C2-270

TBT-A SRPC-5307-ThruBit

PIP SUMMARY

Time Mark Every 60 S

Relative Bearing
(RB)
0 (DEG) 940

gr wrap4
From LHT1 to GR4

gr wrap3
From LHT1 to GR3

gr wrap2
From LHT1 to GR2

gr wrap1
From LHT1 to GR1

Gamma Ray (GR)

0 (GAPI) 150

Caliper (CALI)

4 (IN) 14

Gamma Ray 1 (GR)

150 (GAPI) 300

Gamma Ray 4 (GR)

600 (GAPI) 750

Gamma Ray 3 (GR)

450 (GAPI) 600

Gamma Ray 2 (GR)

300 (GAPI) 450

Bit Size (BS)

4 (IN) 14

TBI 20 Inch Investigation (TBIT20)

50 (OHMM) 500

TBI 90 Inch Investigation (TBIT90)

50 (OHMM) 500

TBI 90 Inch Investigation (TBIT90)

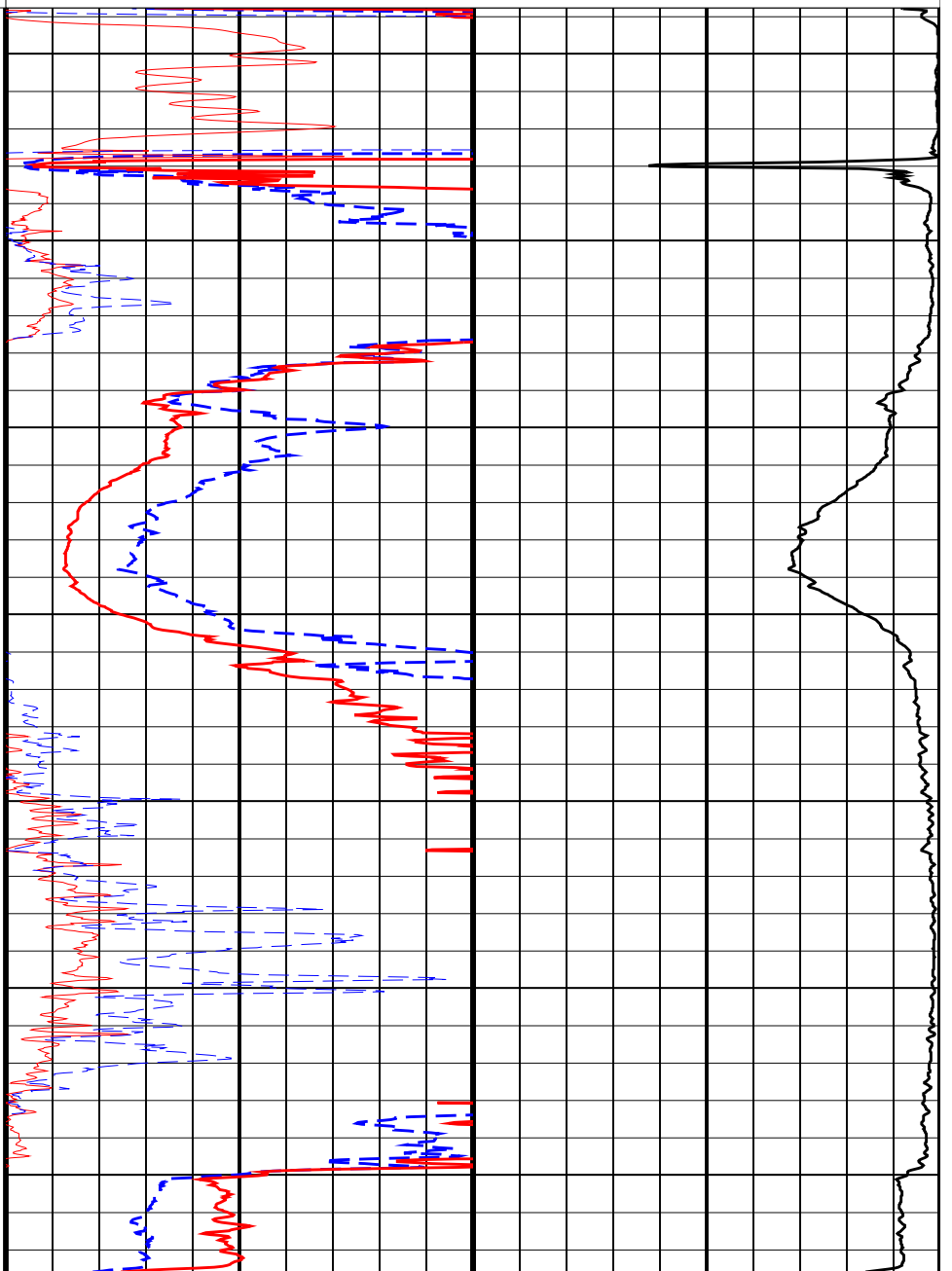
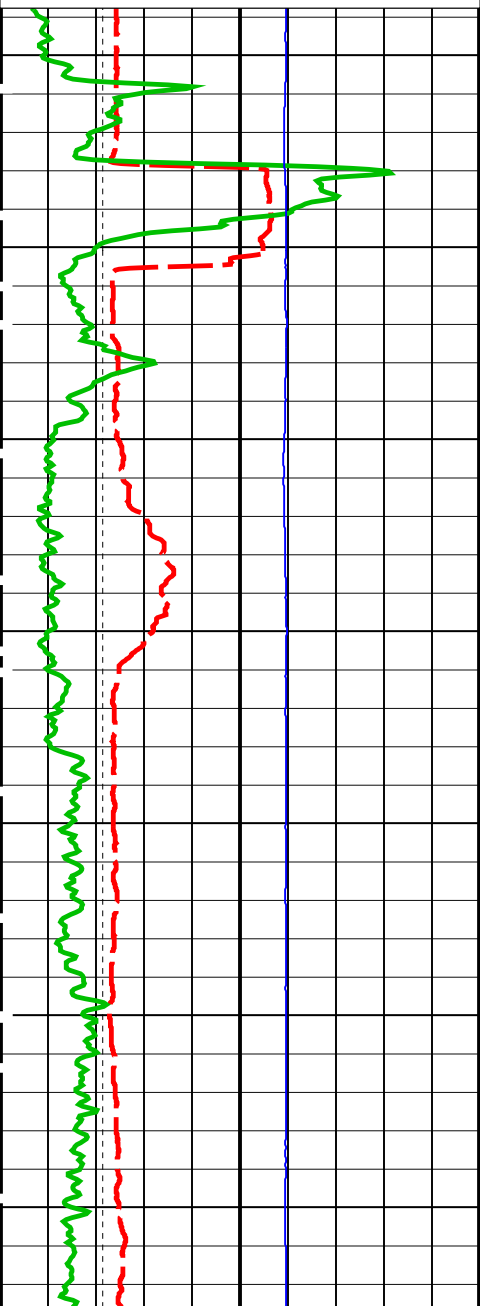
0 (OHMM) 50

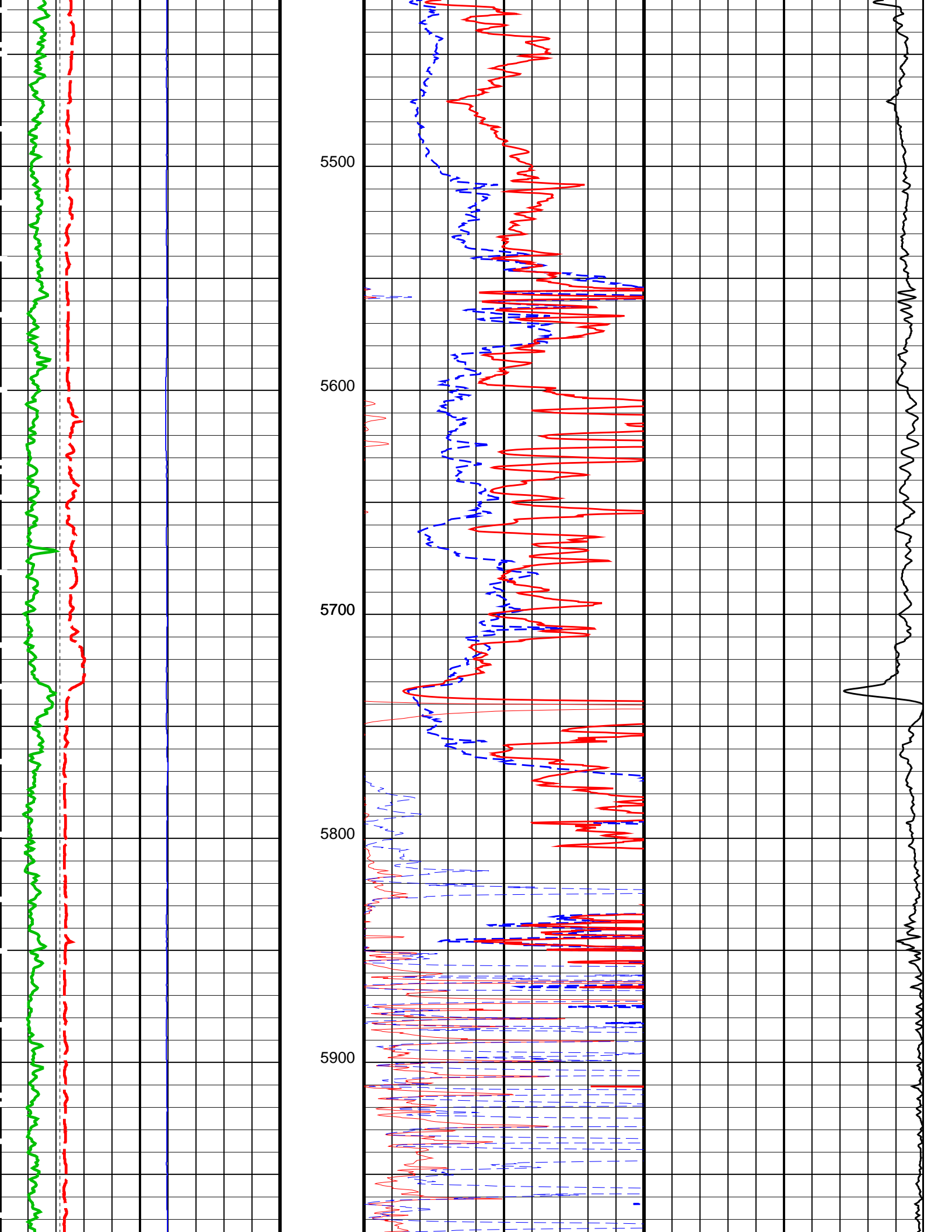
TBI 20 Inch Investigation (TBIT20)

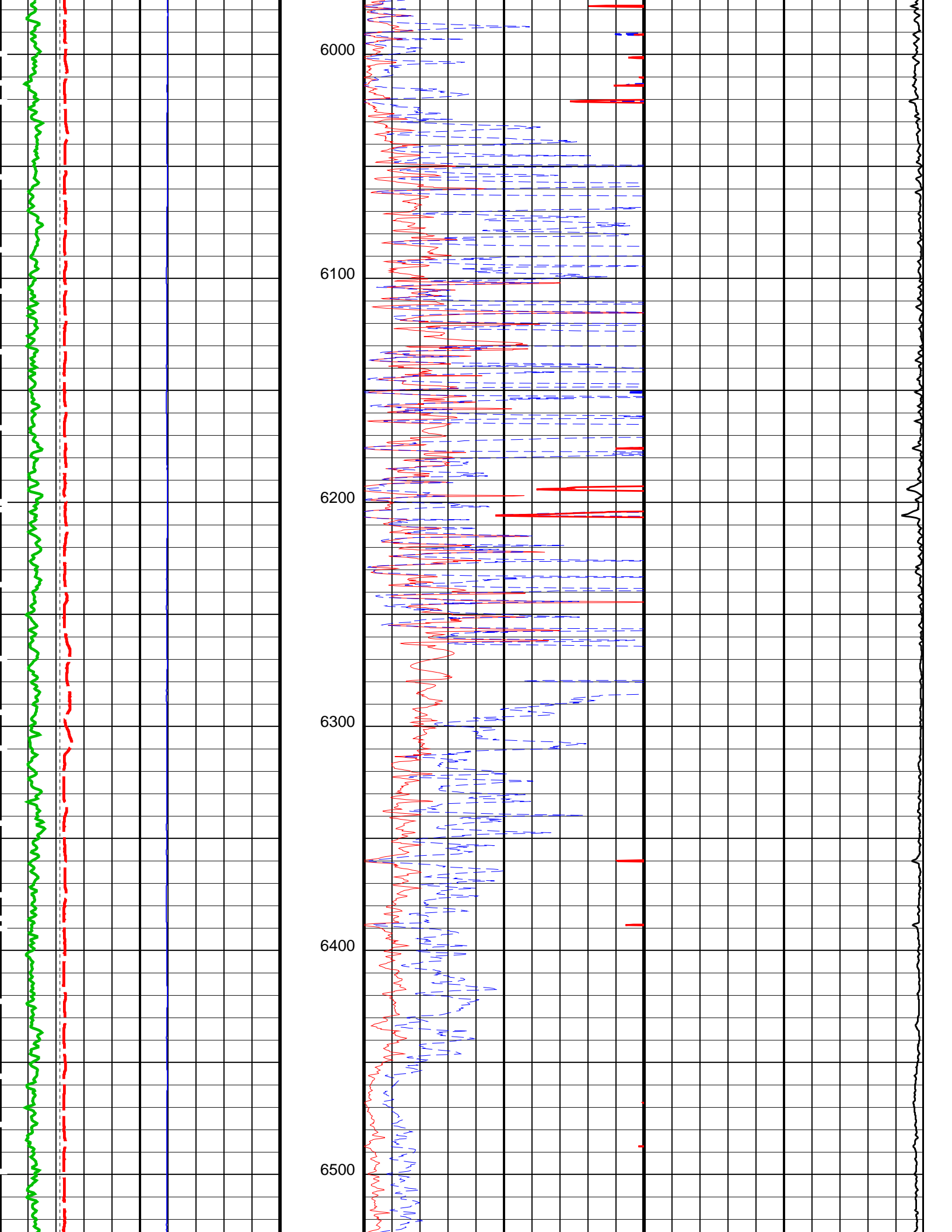
0 (OHMM) 50

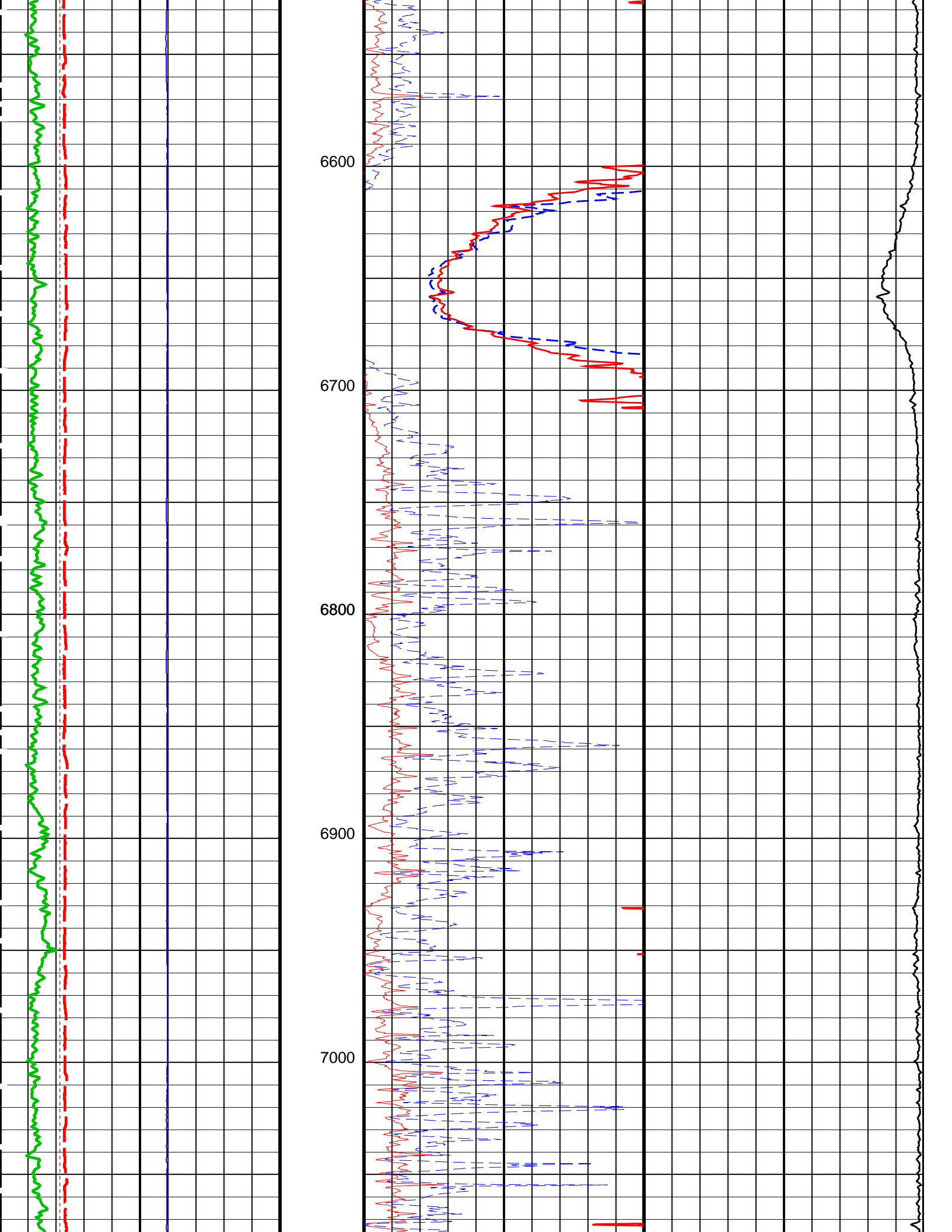
TBI 60 Inch Conductivity (ATCO90)

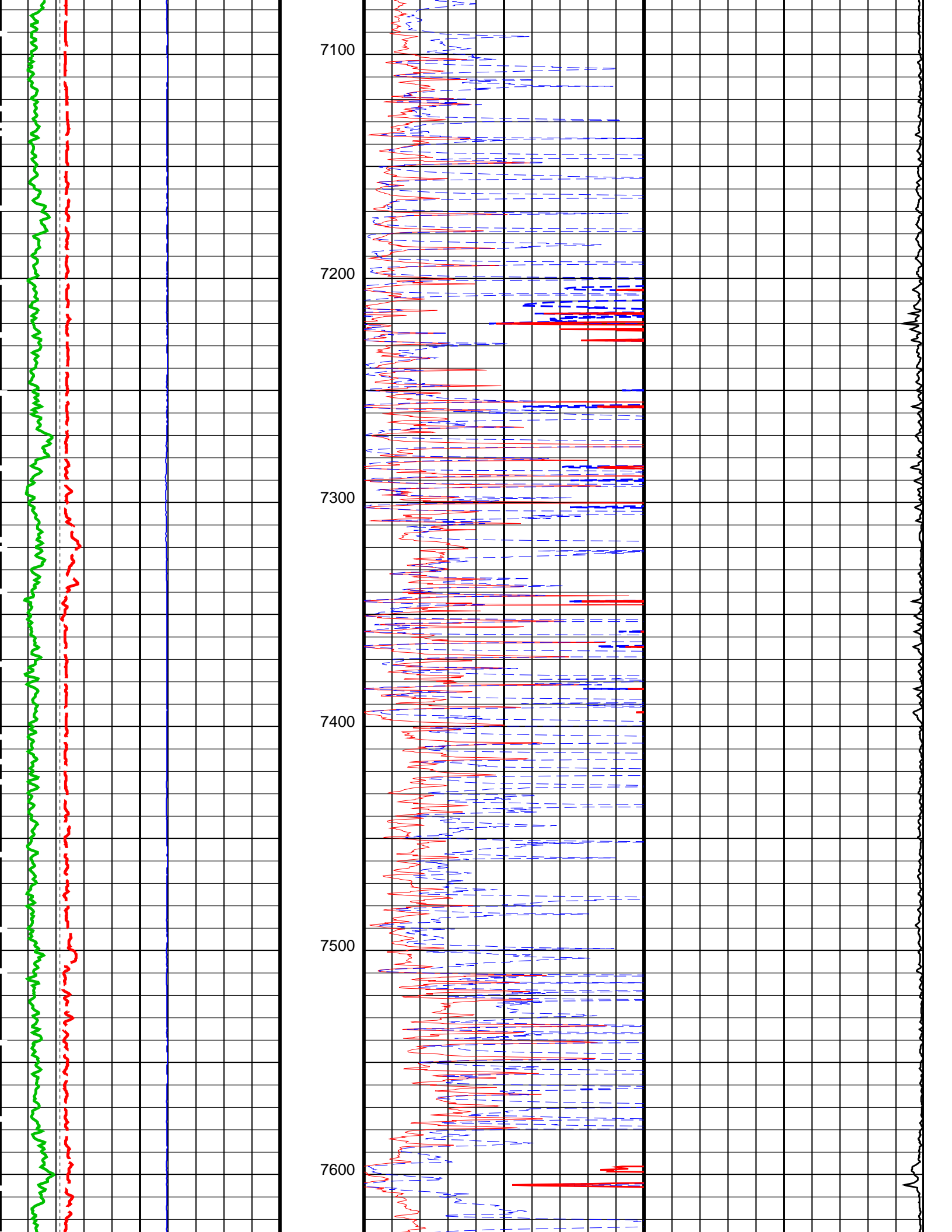
1000 (MM/M) 0

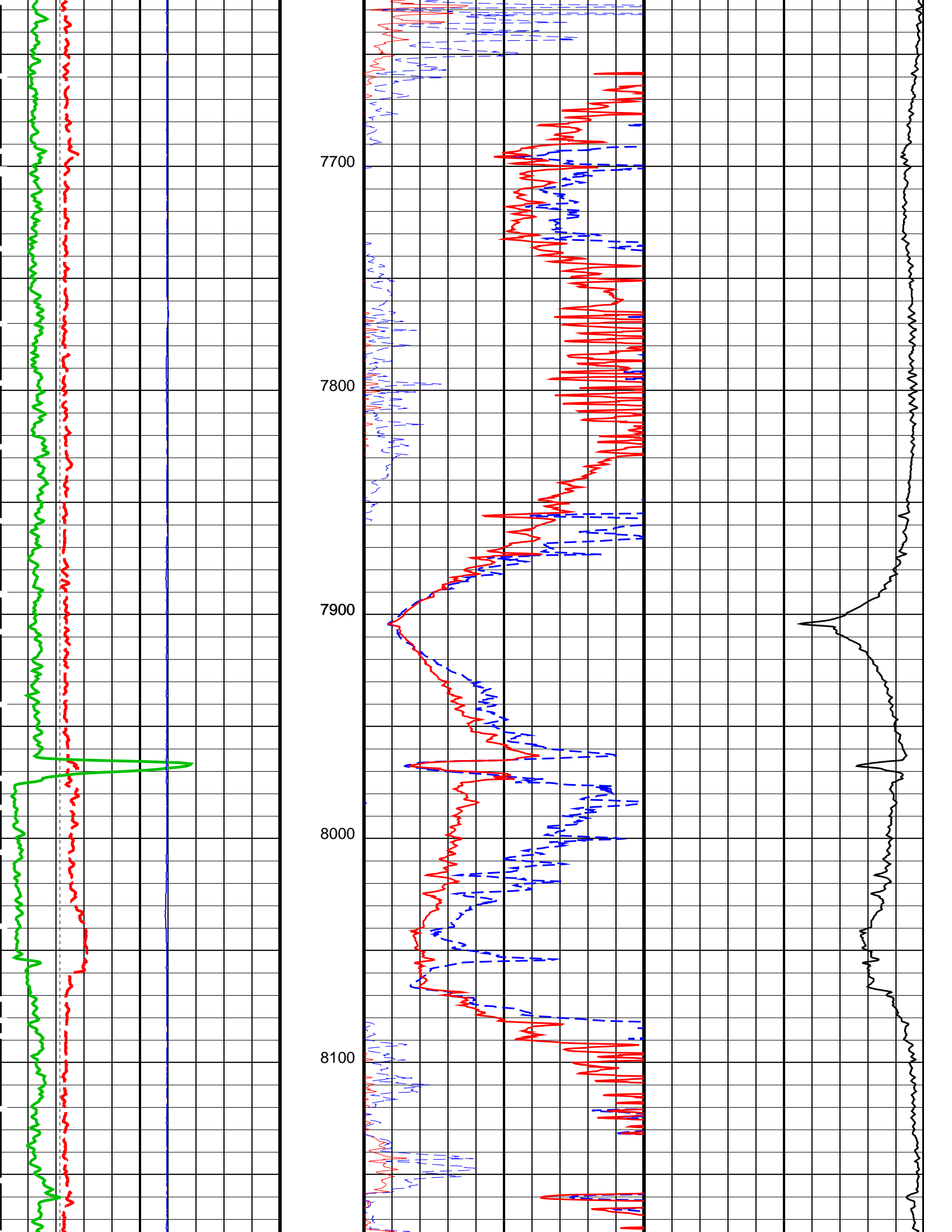


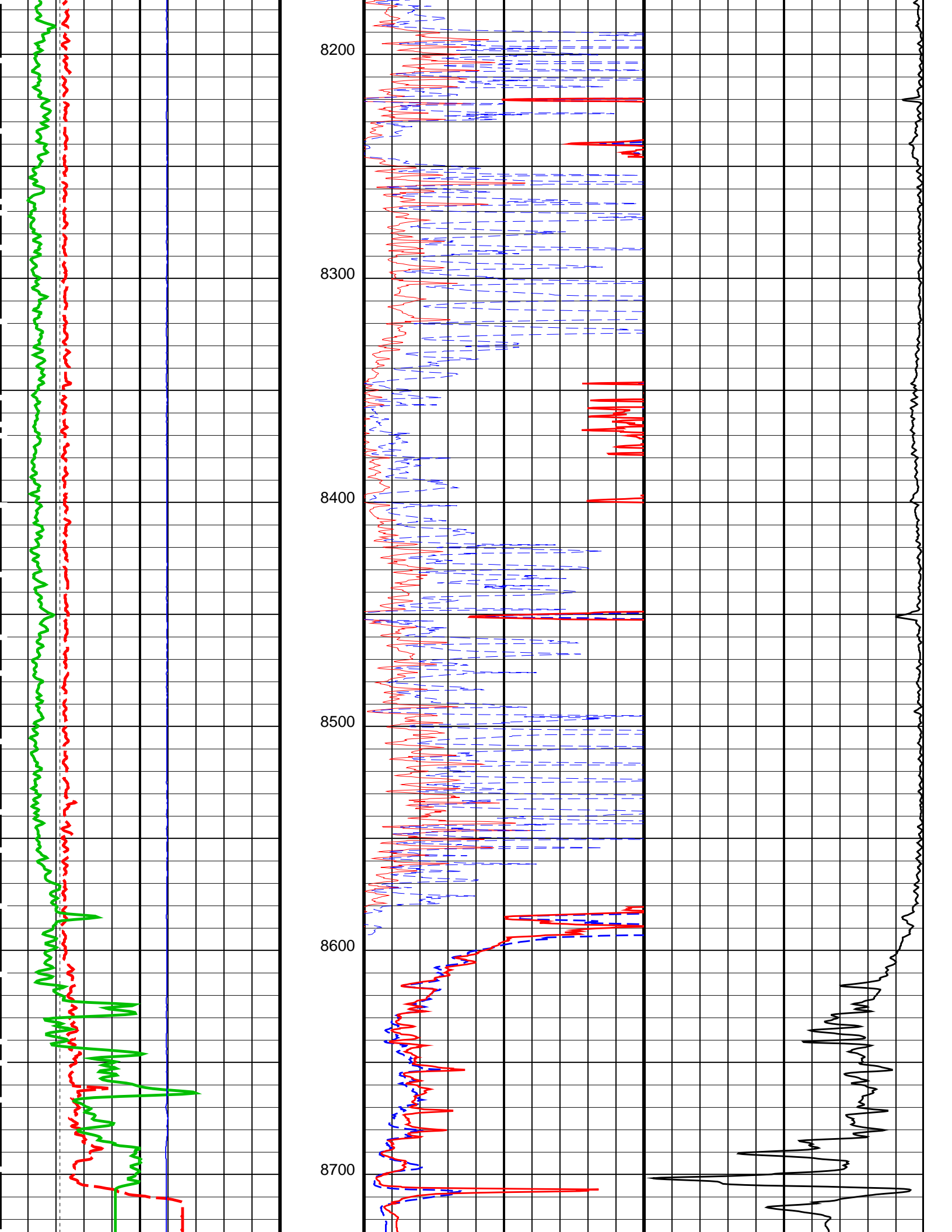












Bit Size (BS)		
4	(IN)	14
Gamma Ray 2 (GR)		
300	(GAPI)	450
Gamma Ray 3 (GR)		
450	(GAPI)	600
Gamma Ray 4 (GR)		
600	(GAPI)	750
Gamma Ray 1 (GR)		
150	(GAPI)	300
Caliper (CALI)		
4	(IN)	14
Gamma Ray (GR)		
0	(GAPI)	150
gr wrap1 From LHT1 to GR1		
gr wrap2 From LHT1 to GR2		
gr wrap3 From LHT1 to GR3		
gr wrap4 From LHT1 to GR4		
Relative Bearing		
0	(DEG)	940

TBI 60 Inch Conductivity (ATCO90)		
1000	(MM/M)	0
TBI 20 Inch Investigation (TBIT20)		
0	(OHMM)	50
TBI 90 Inch Investigation (TBIT90)		
0	(OHMM)	50
TBI 90 Inch Investigation (TBIT90)		
50	(OHMM)	500
TBI 20 Inch Investigation (TBIT20)		
50	(OHMM)	500

PIP SUMMARY

Time Mark Every 60 S

Parameters

DLIS Name	Description	Value
TBT-A: ThruBit String		
MT	Mud Type (for TBN and TBI correction)	WBM
RB_OFFSET	Additional RB offset (degrees)	0 DEG
TBI_ALGO	TBI Algorithm Selection	AIT
TBI_BHC_OP	Borehole Correction Option (for TBI)	Caliper
TBI_CALTYP	TBI Mastercal Type	ThruBit
TBI_REPL_ARRAY_DEST	TBI: Replace This Array	None
TBI_REPL_ARRAY_SOURCE	TBI: With This Array	None
TBI_TC_OP	Induction Temperature Correction Option	Lower
System and Miscellaneous		
BS	Bit Size	6.125 IN
DO	Depth Offset for Playback	0.0 FT
PP	Playback Processing	NORMAL

Format: TB_2INCH_RESISTIVITY

Vertical Scale: 2" per 100'

Graphics File Created: 29-Oct-2014 19:00

OP System Version: 19C2-270

TBT-A SRPC-5307-ThruBit

Input DLIS Files

DEFAULT ThruBit_010PUP FN:9 PRODUCER 29-Oct-2014 18:44 8745.5 FT 4031.5 FT

Output DLIS Files

(IN)

14

0.2

(OHMM)

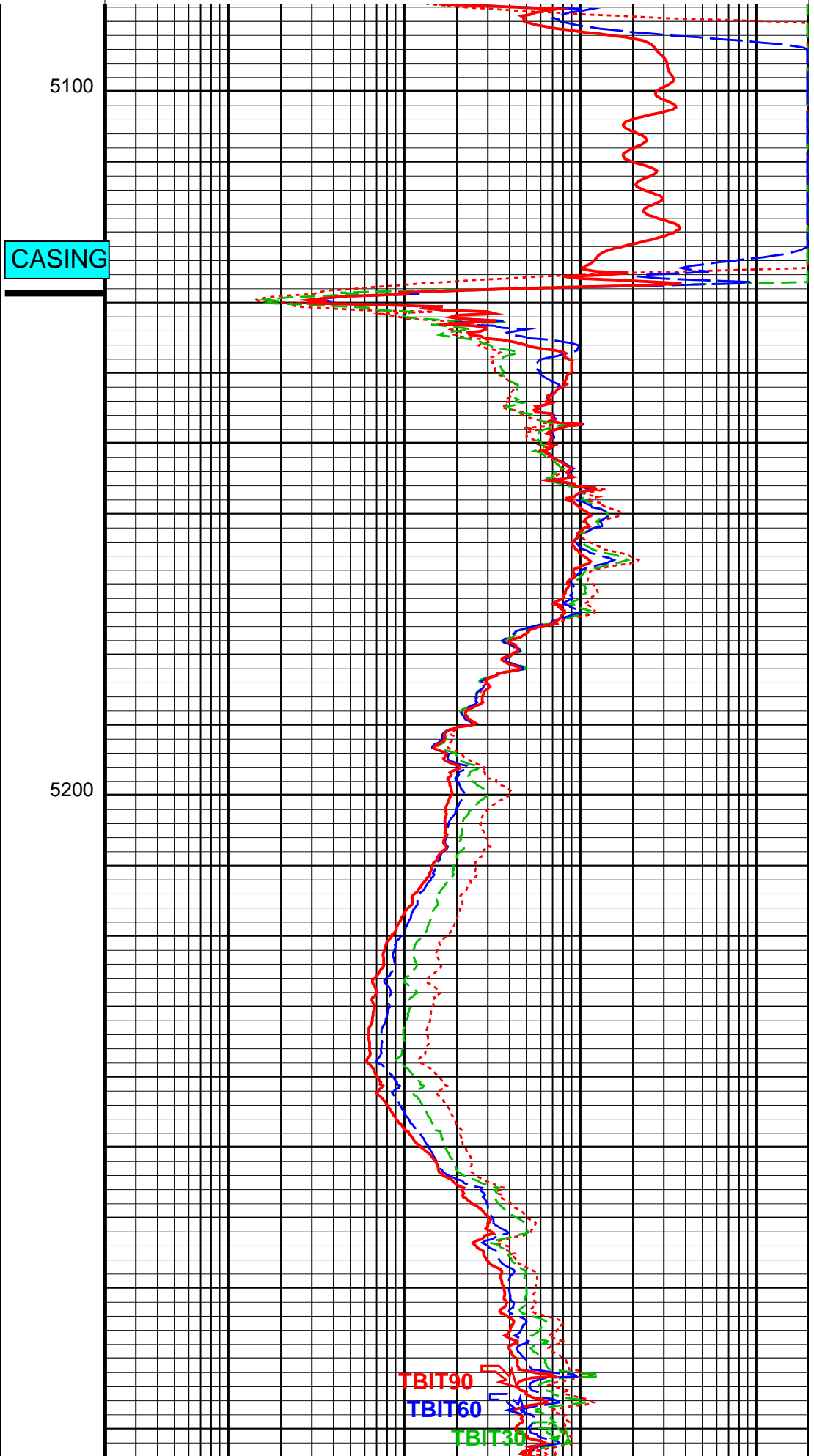
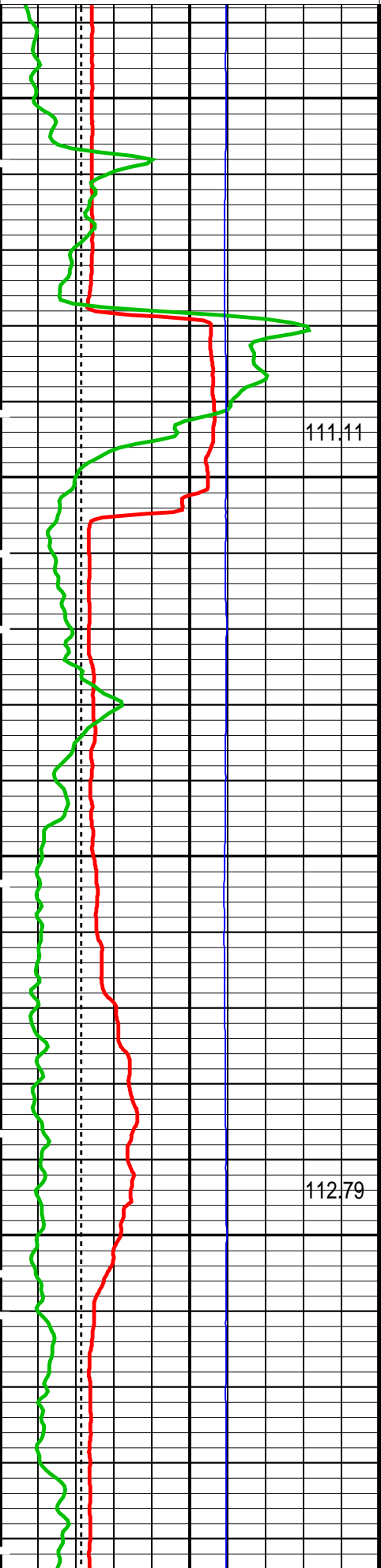
2000

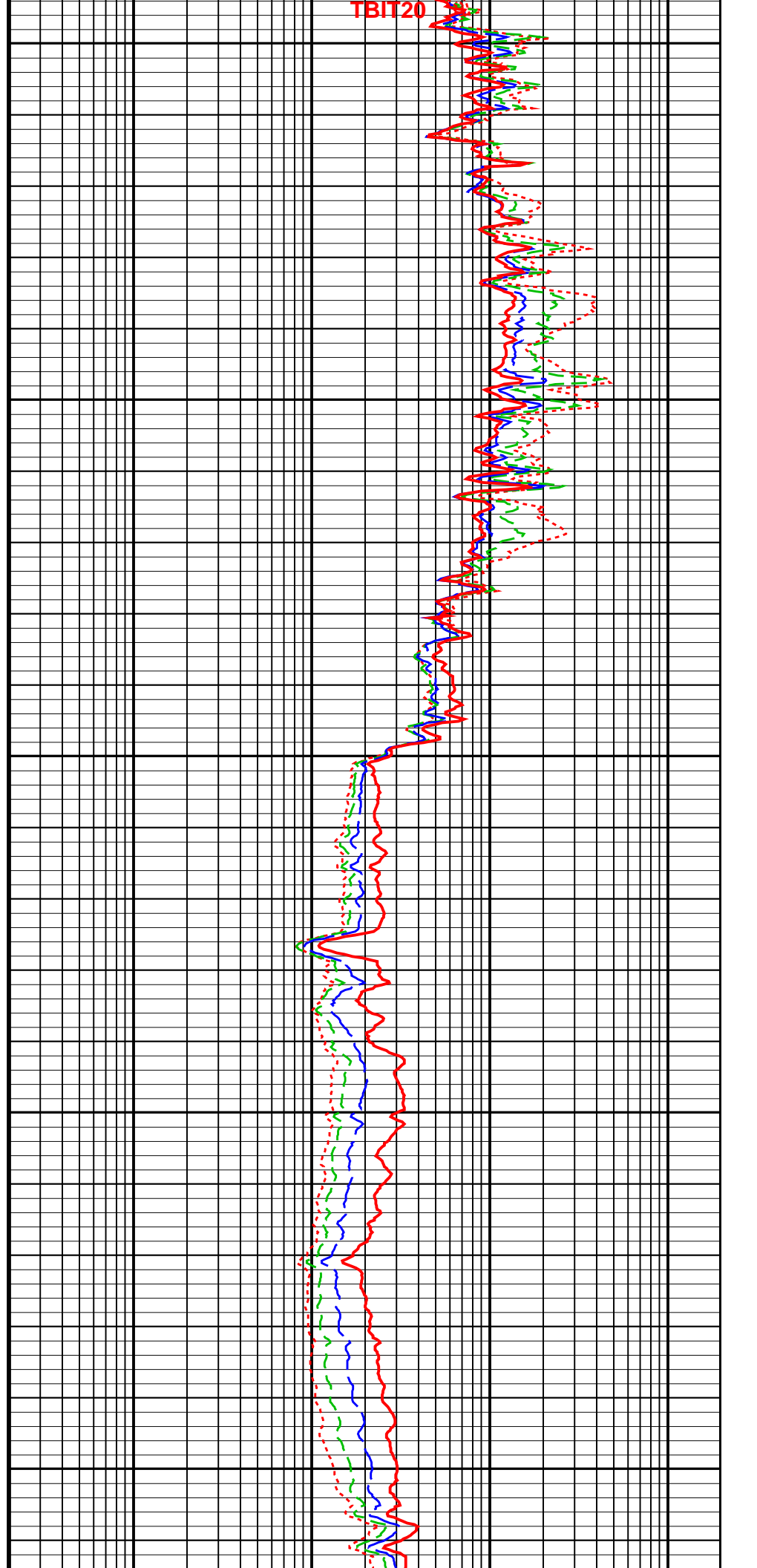
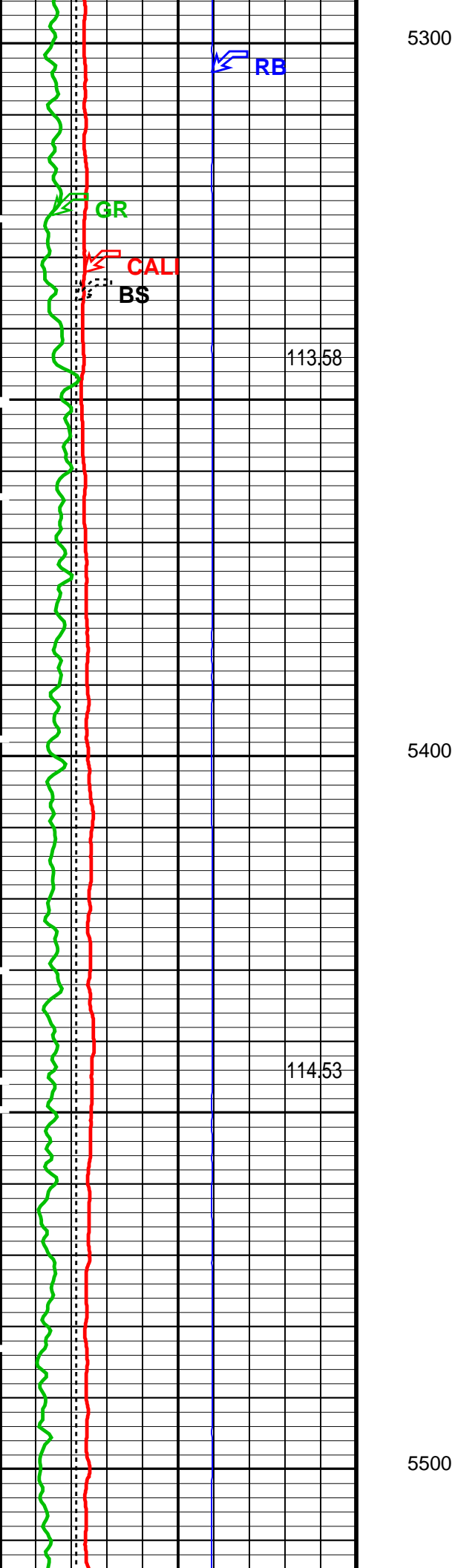
GR Temp (WTEP)
(DEGF)

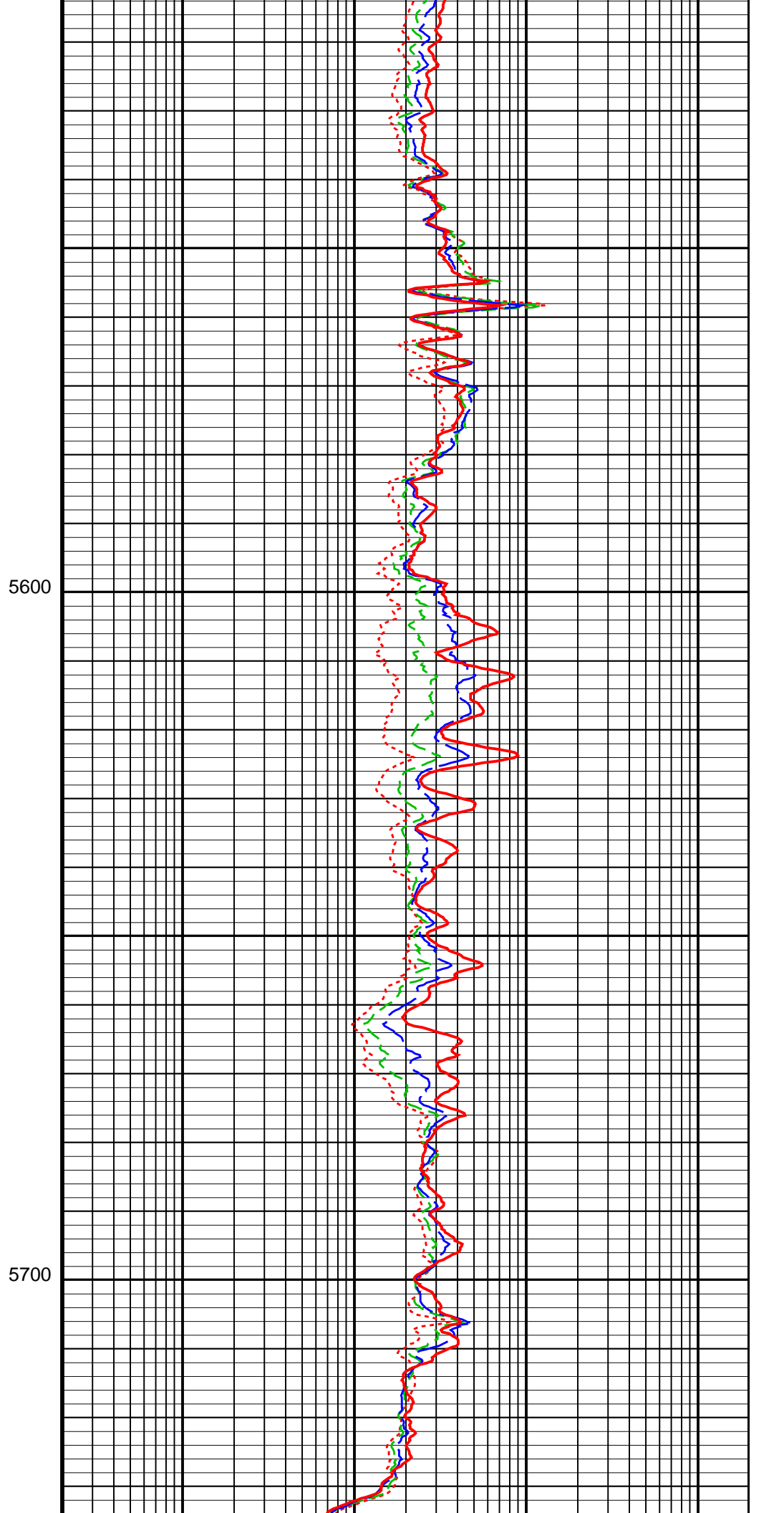
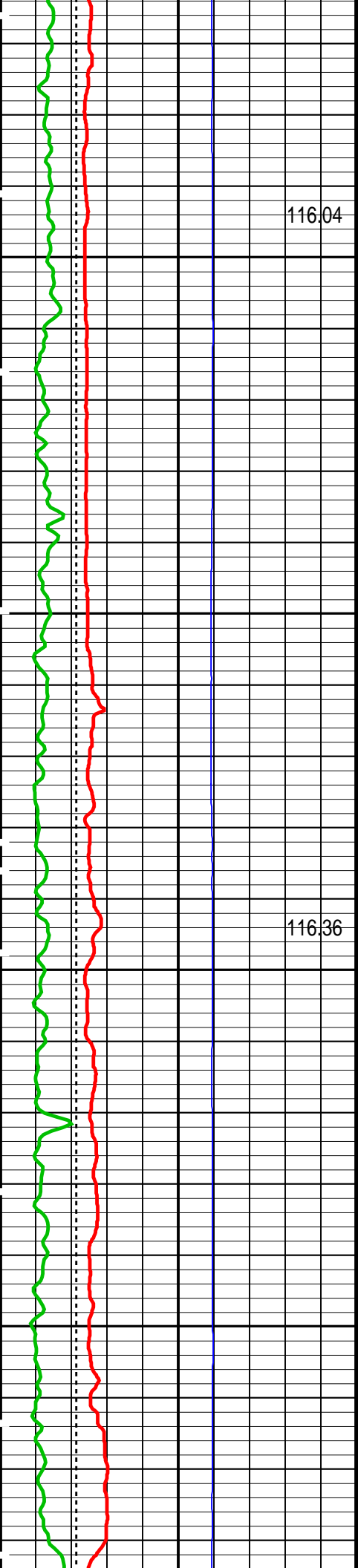
TBI 20 Inch Investigation (TBIT20)
(OHMM)

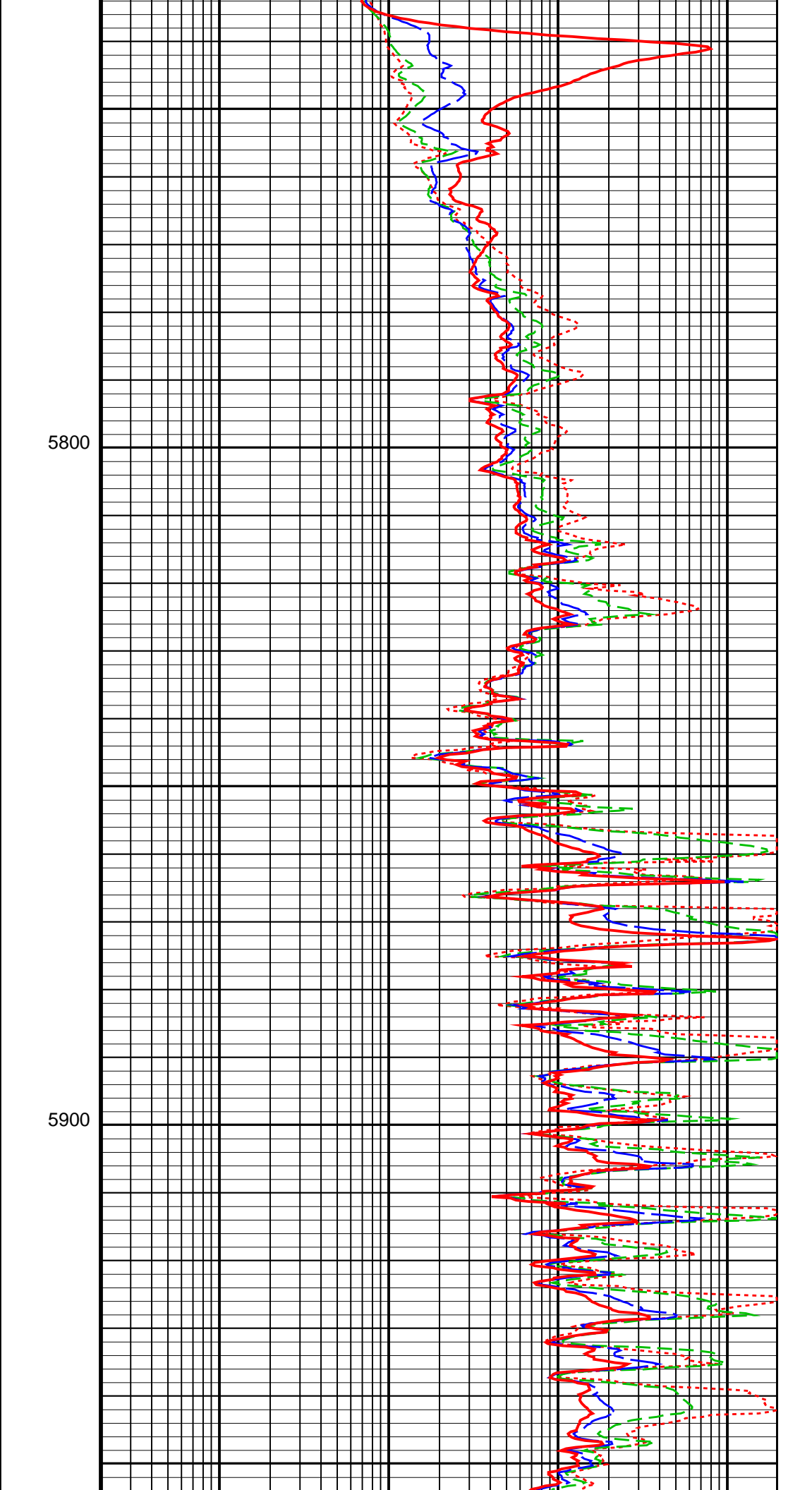
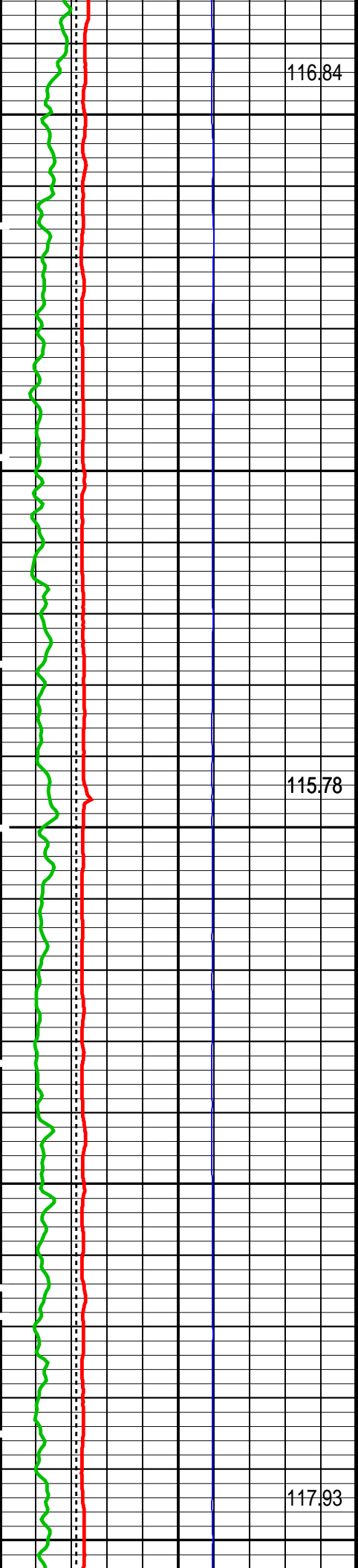
0.2

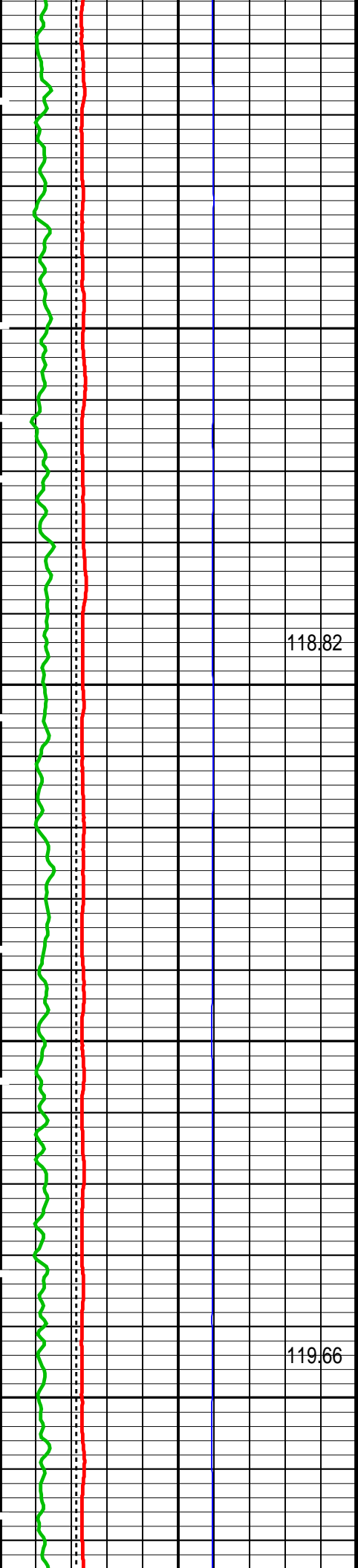
2000





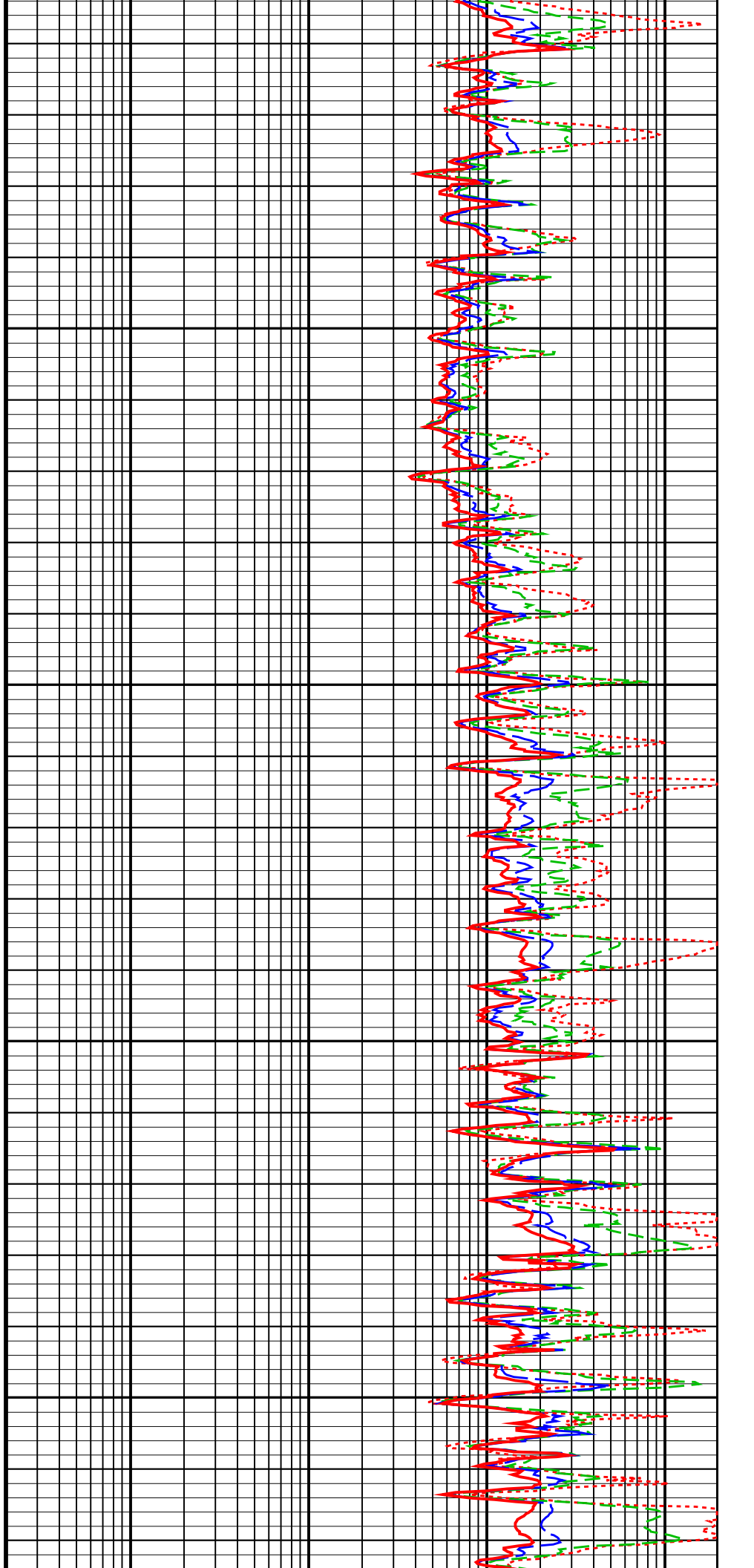


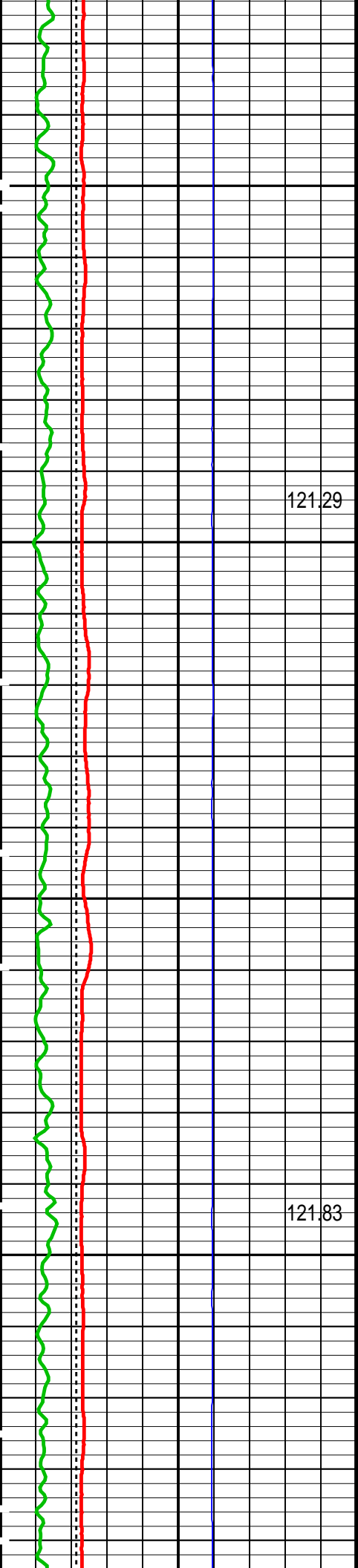




6000

6100



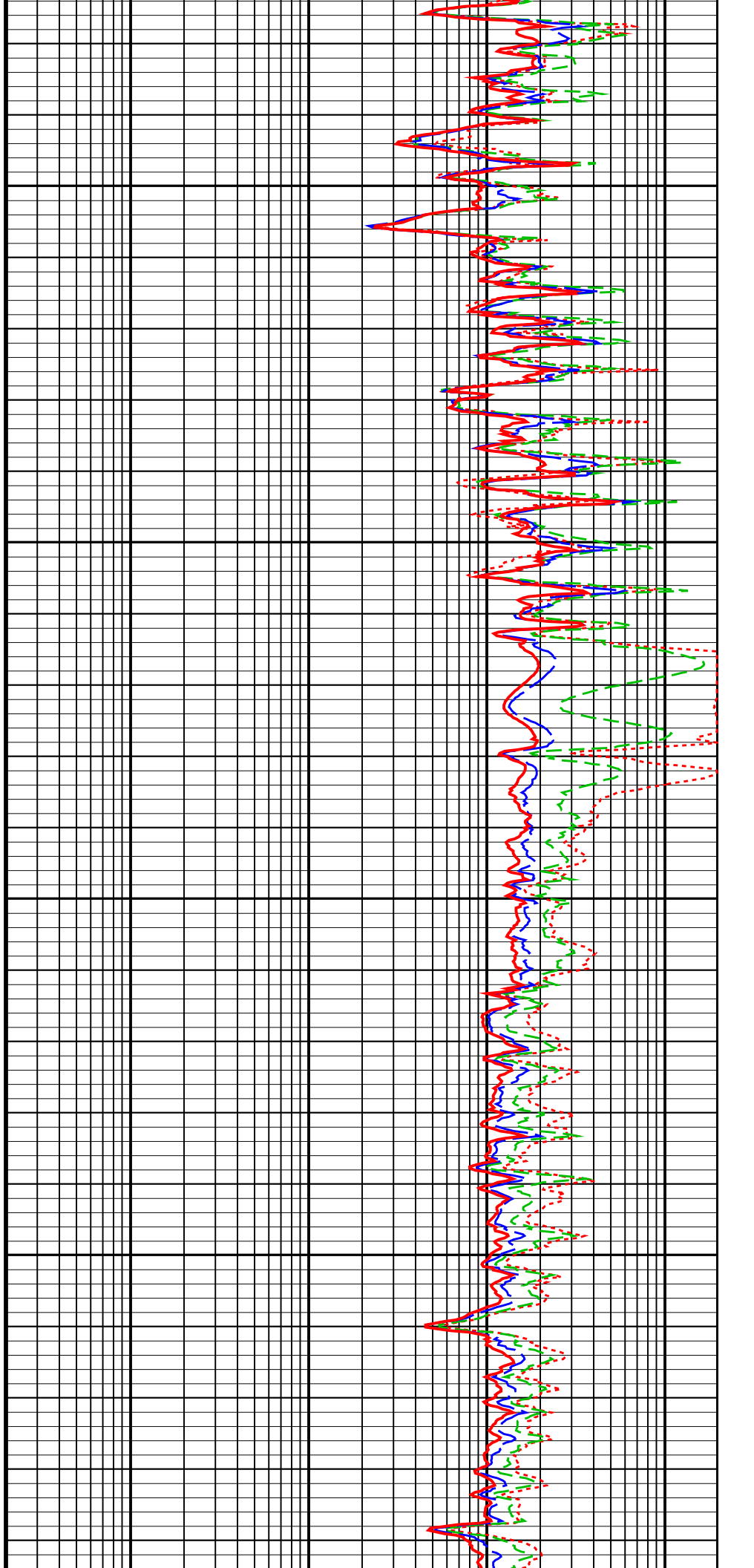


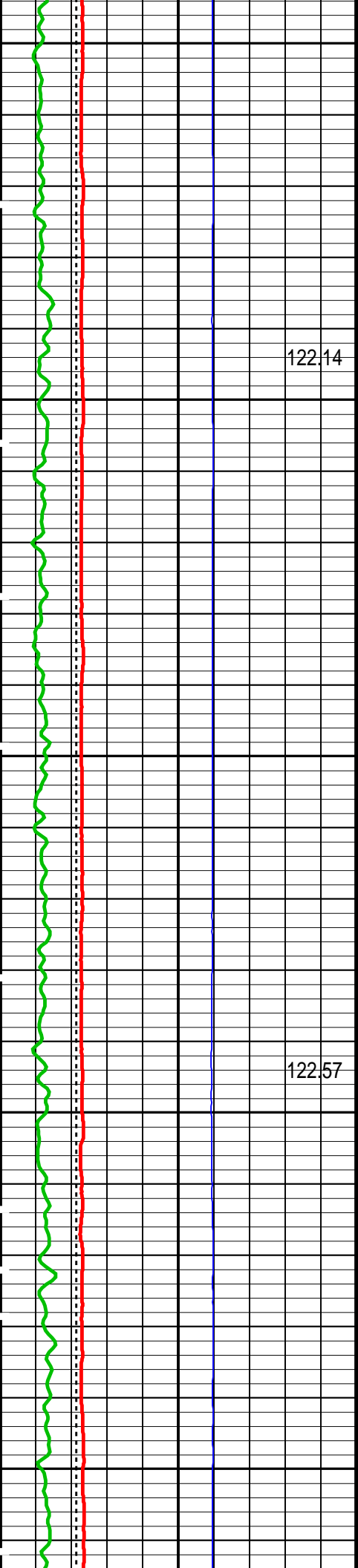
6200

121.29

6300

121.83





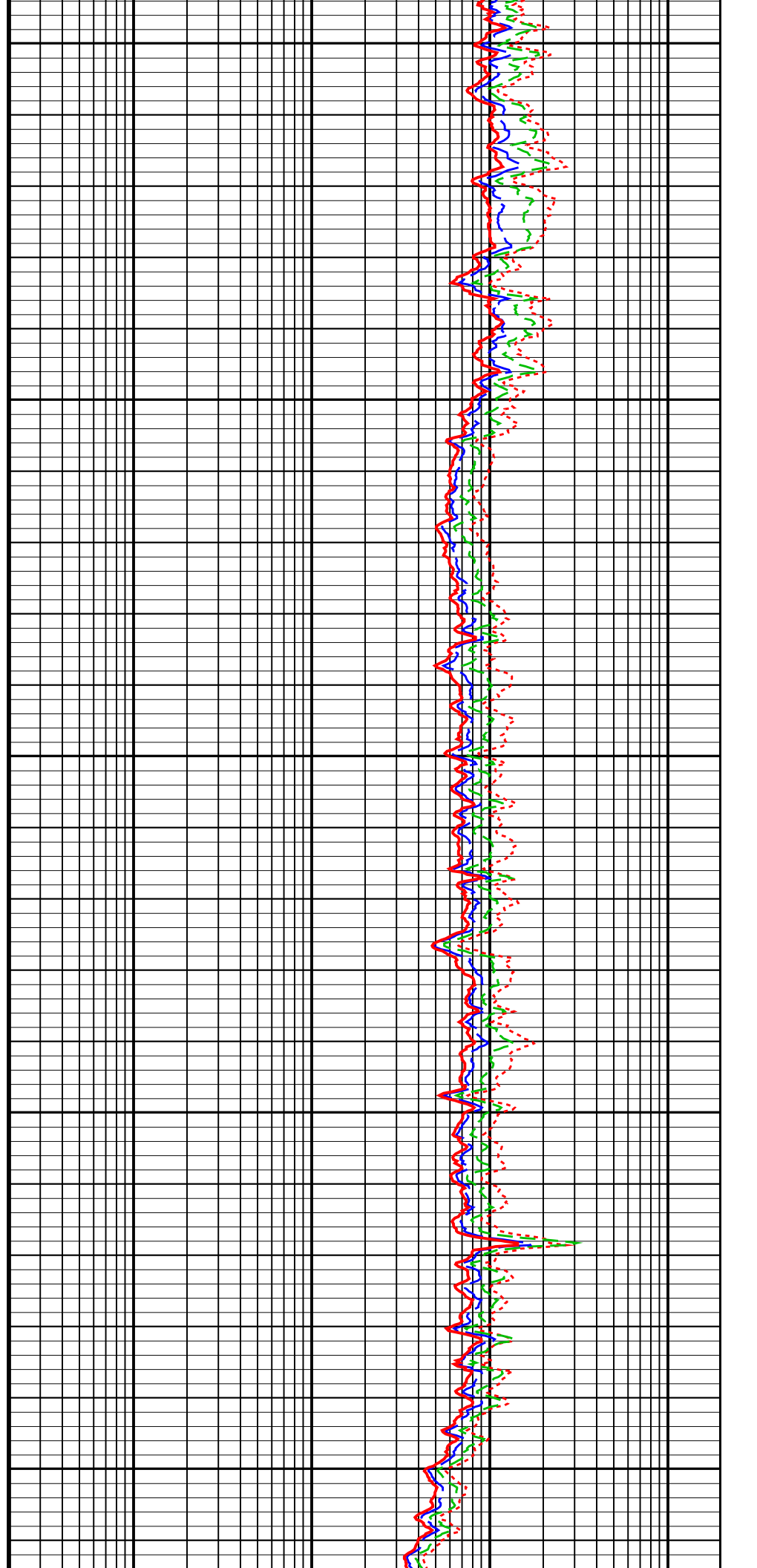
6400

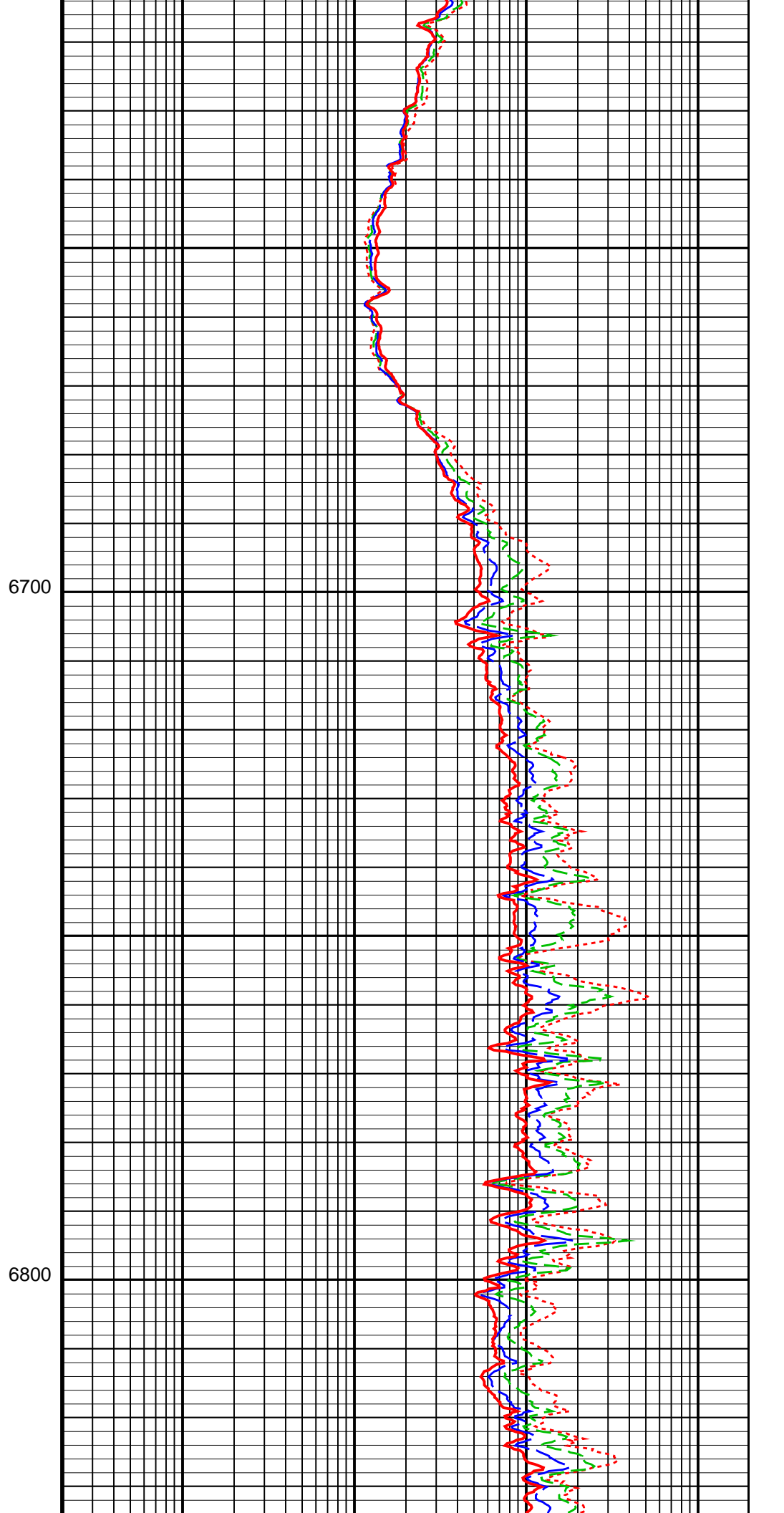
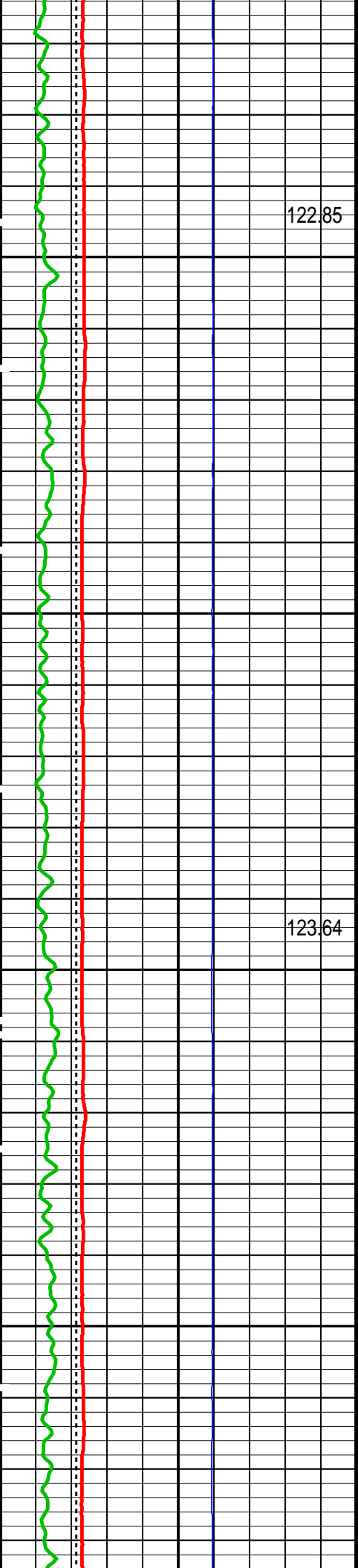
122.14

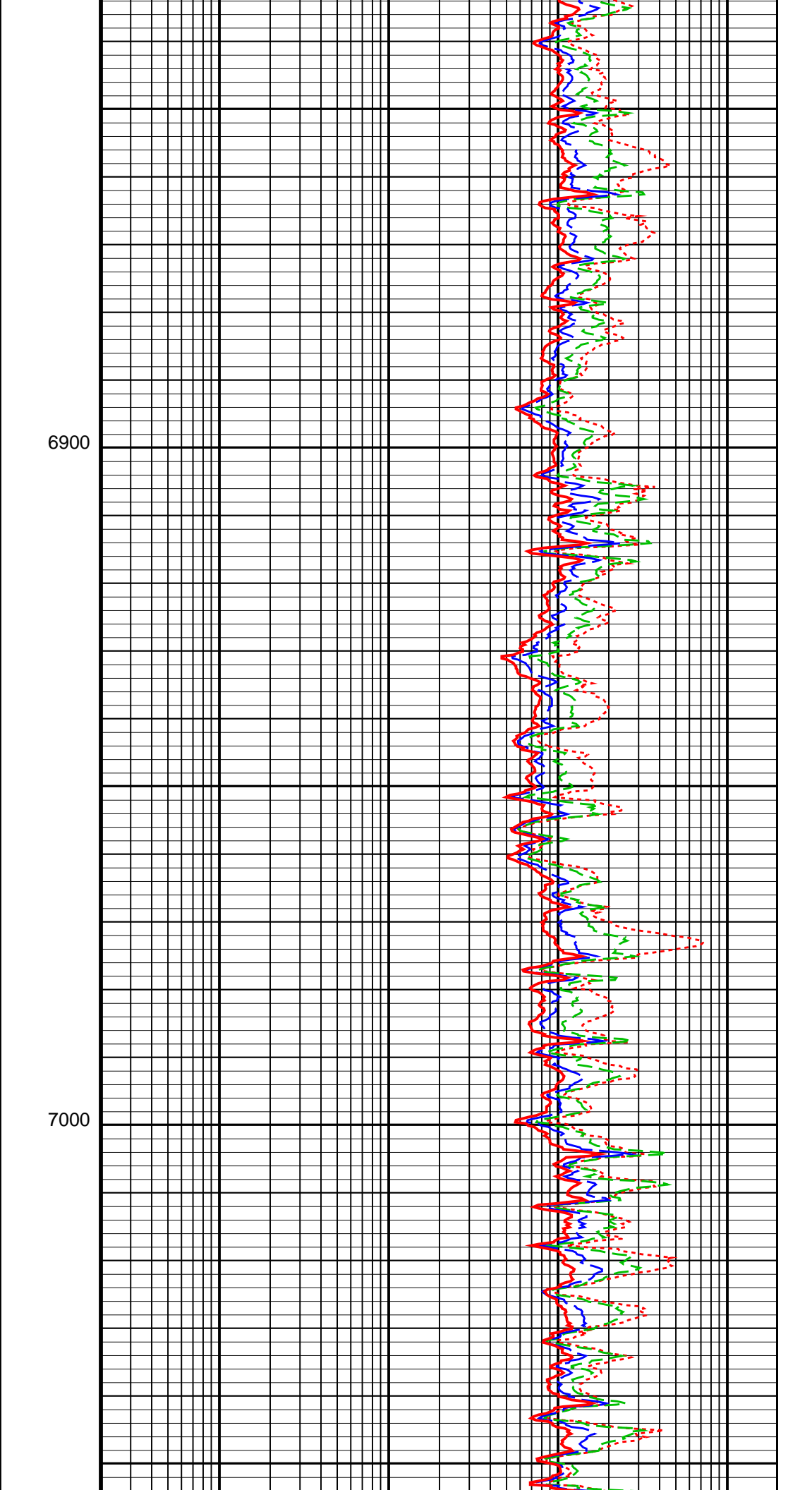
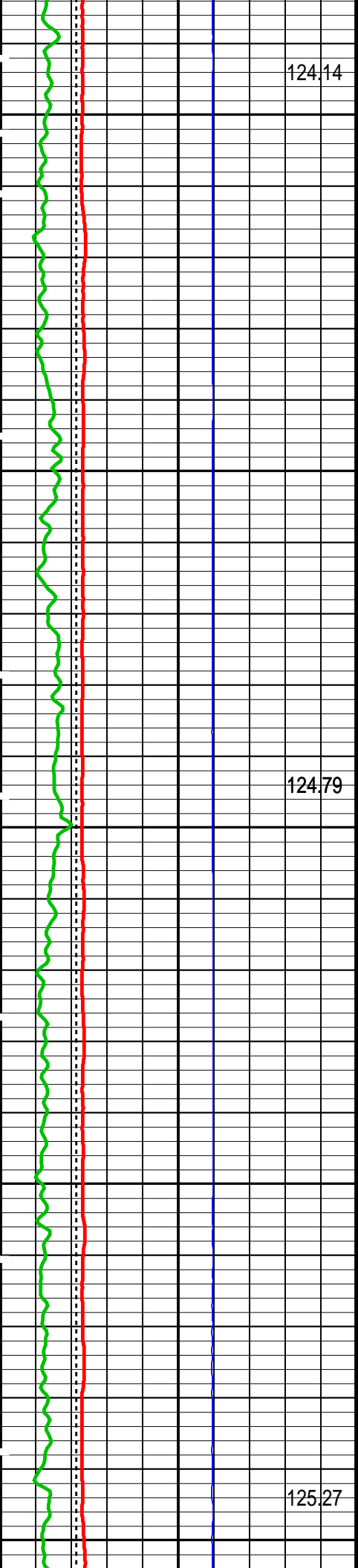
6500

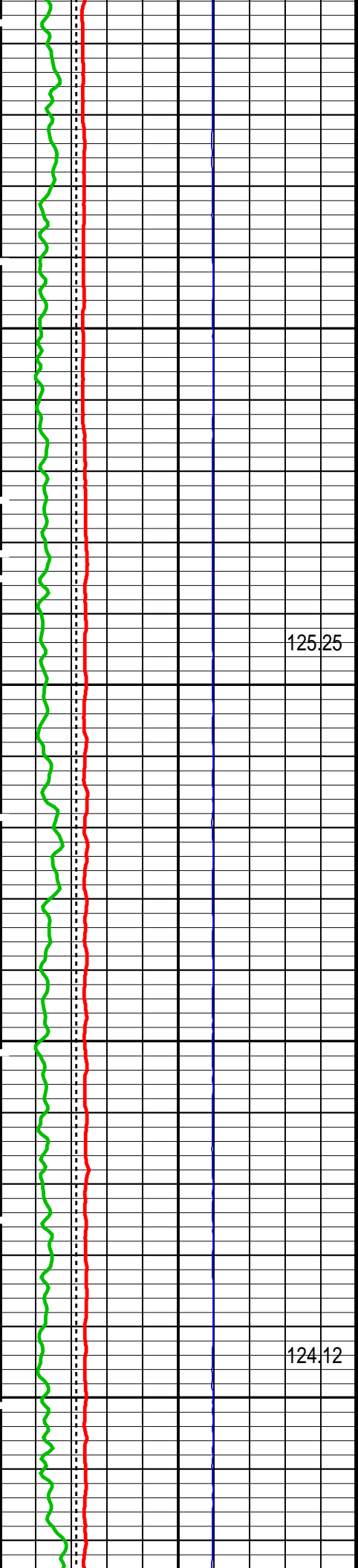
122.57

6600



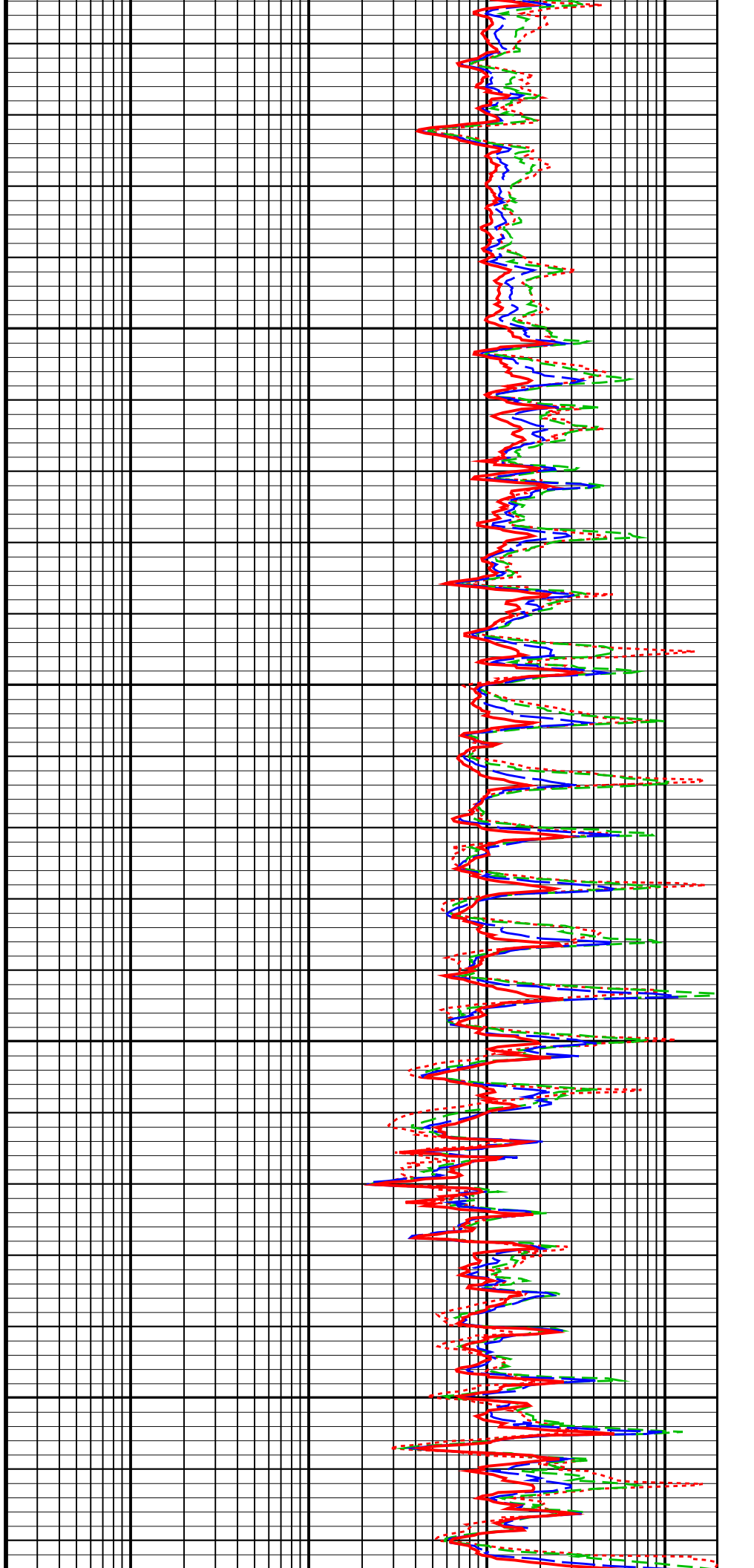


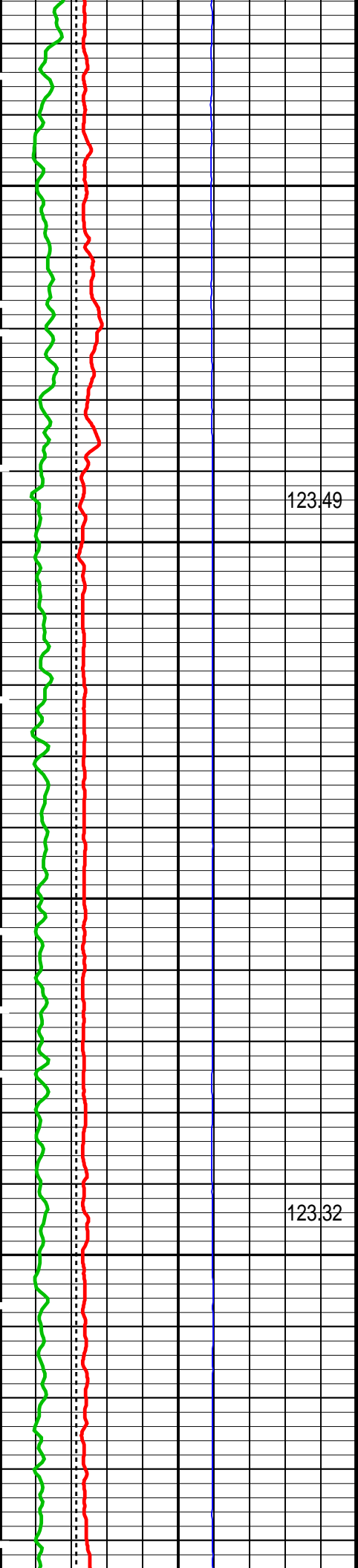




7100

7200



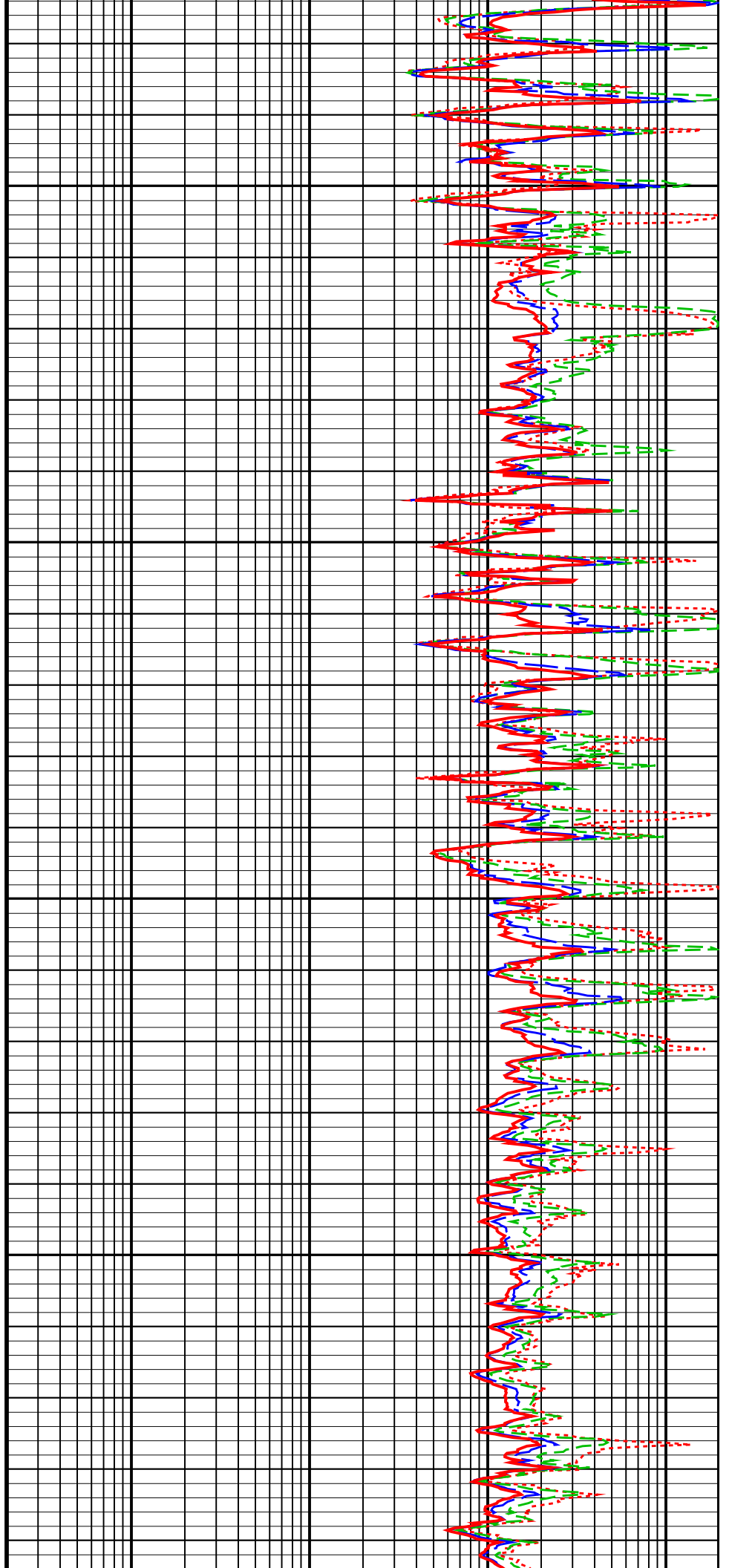


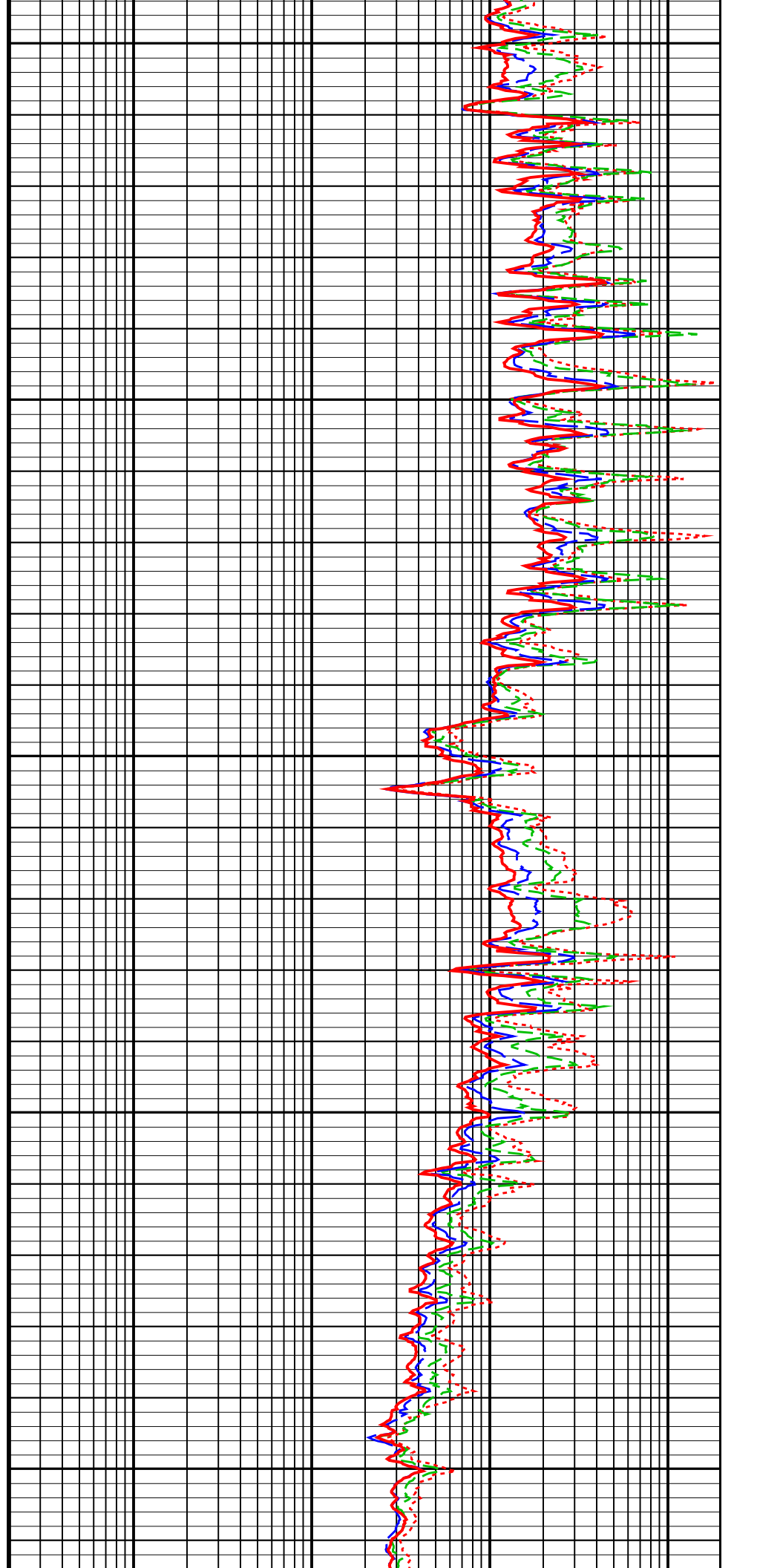
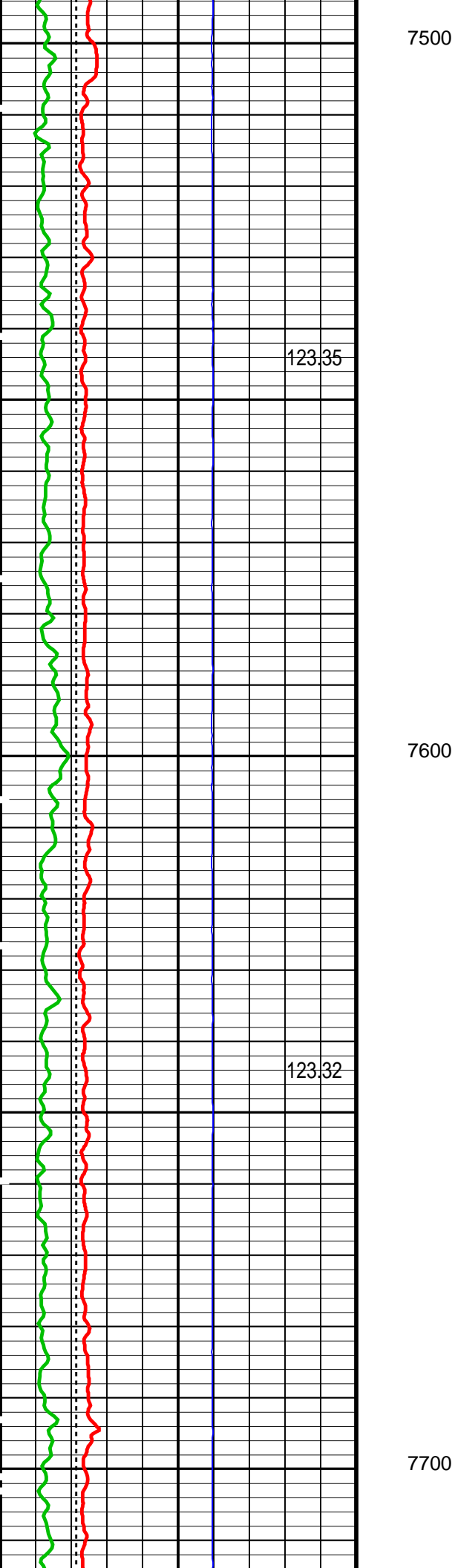
123.49

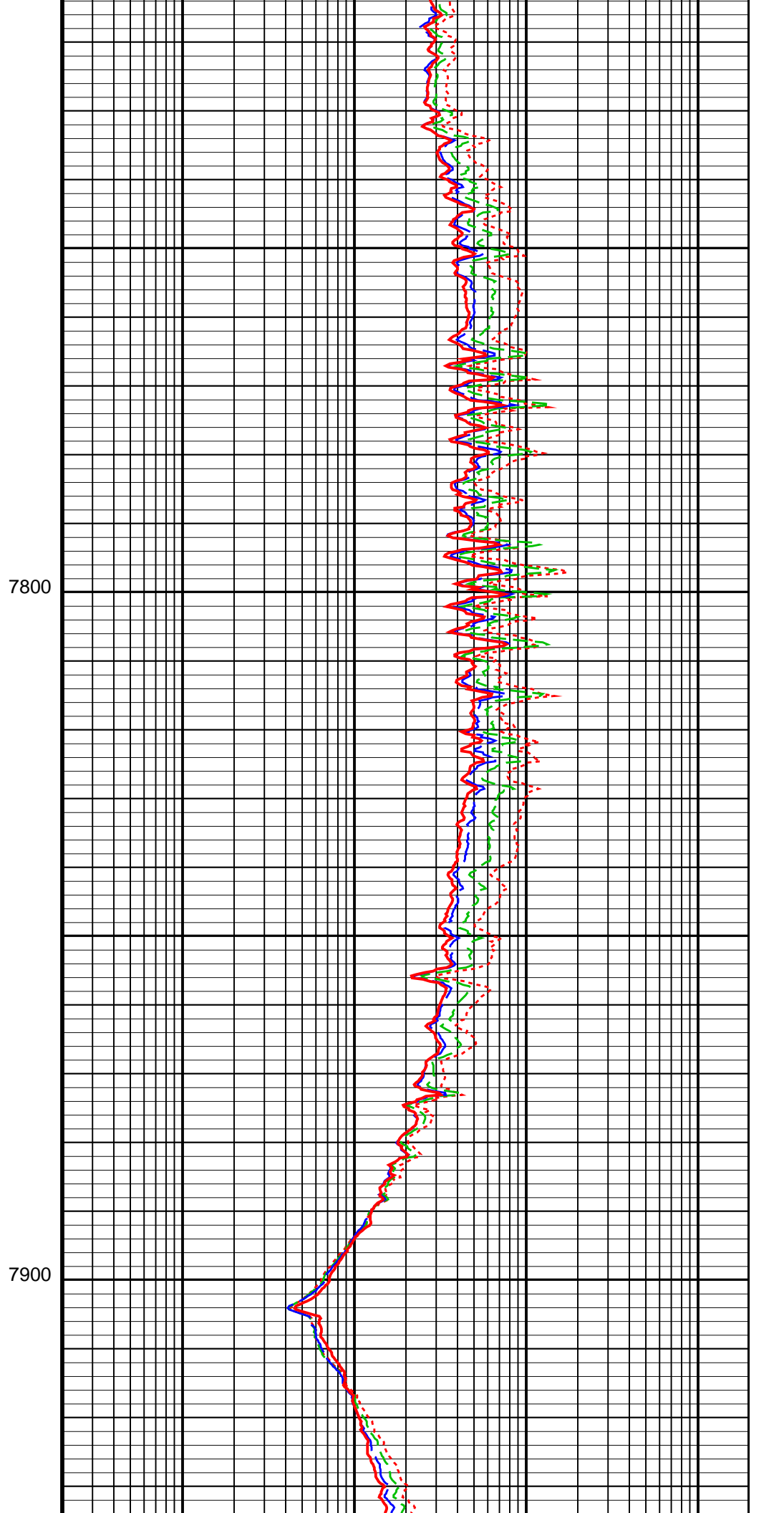
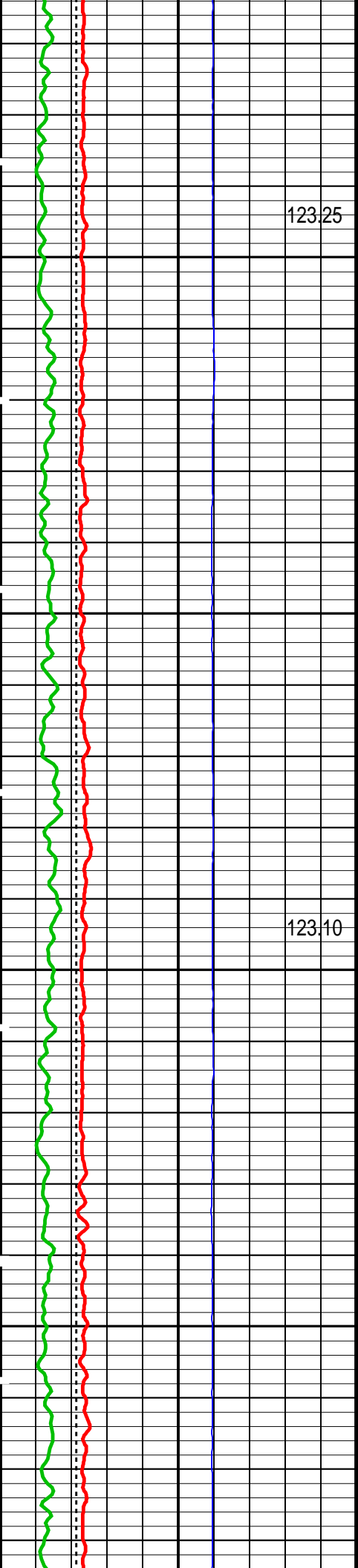
123.32

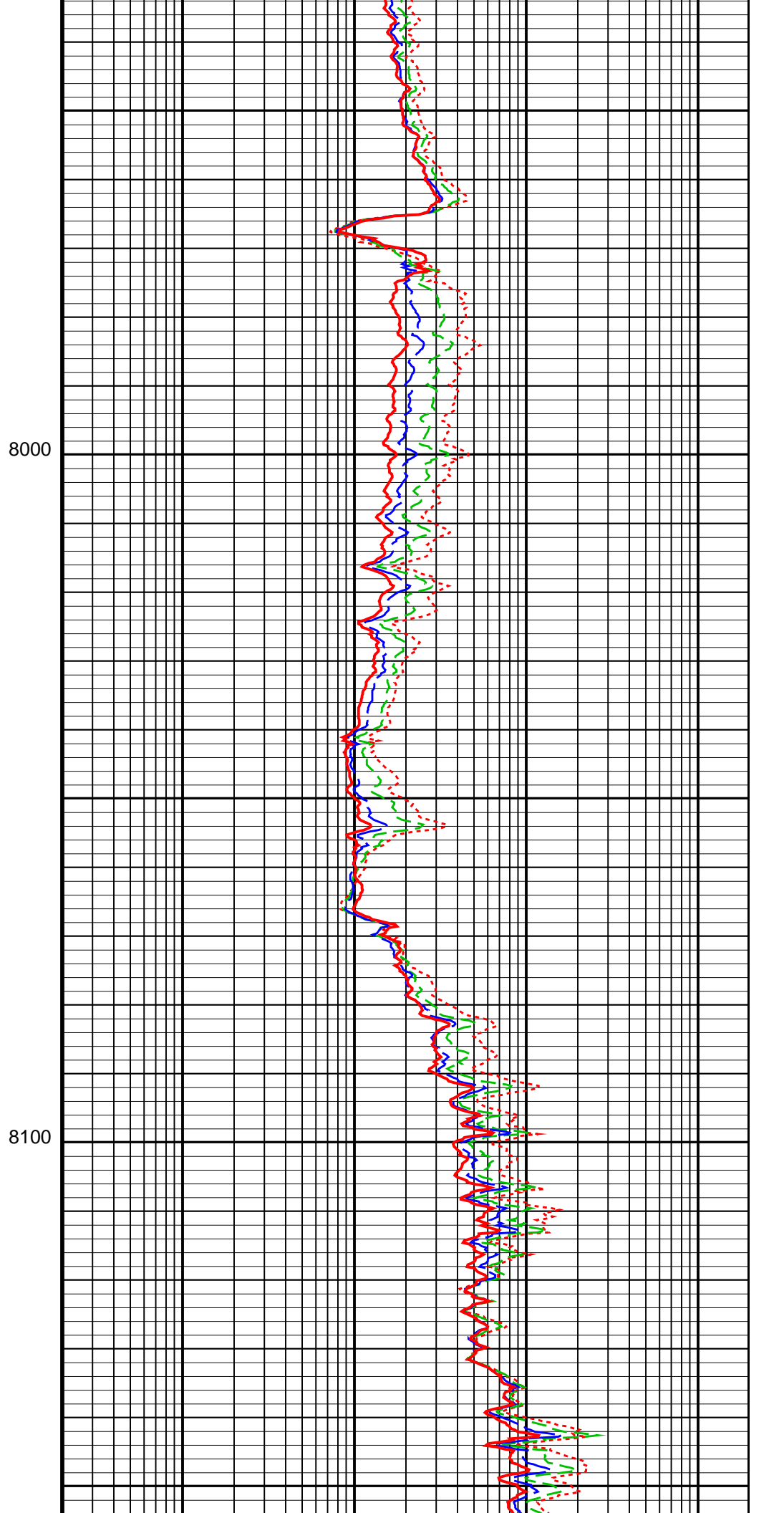
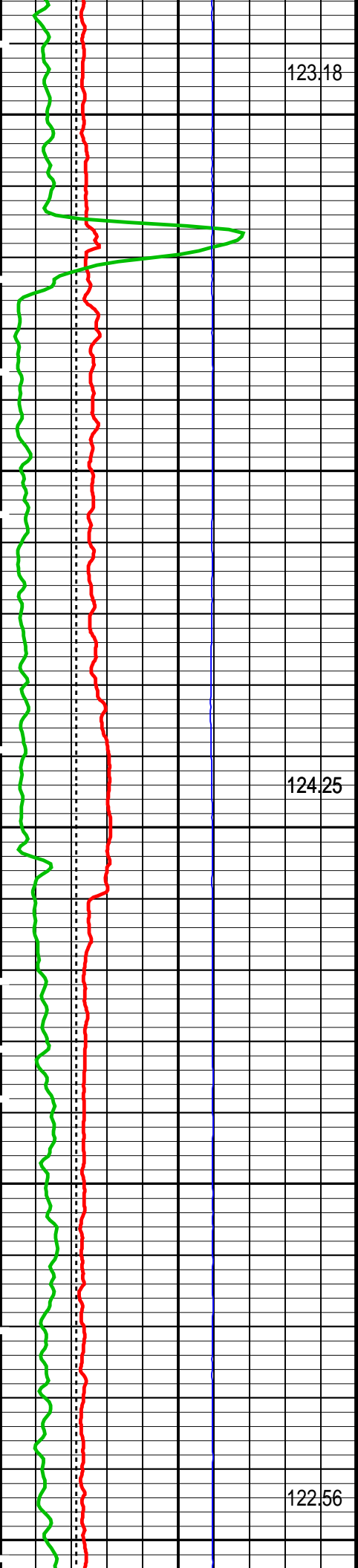
7300

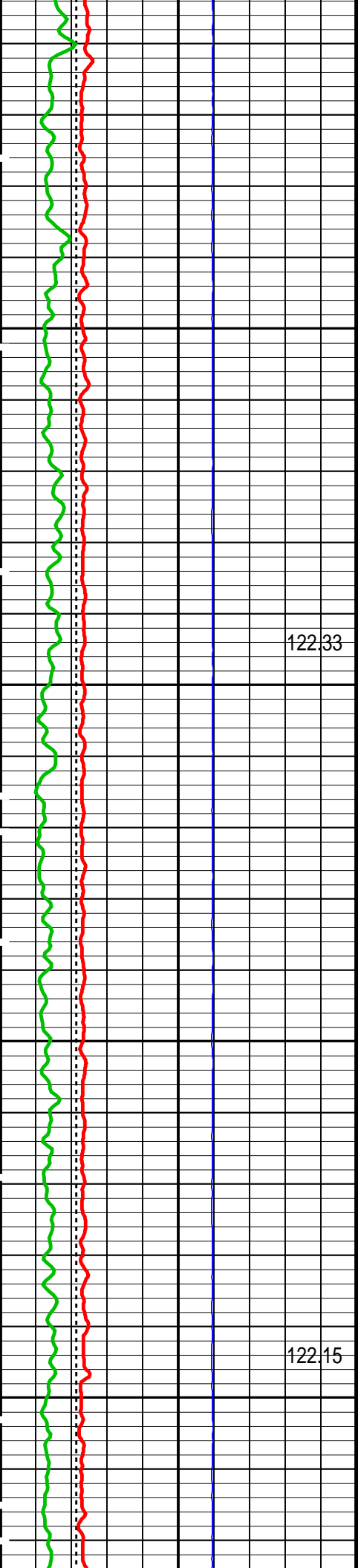
7400





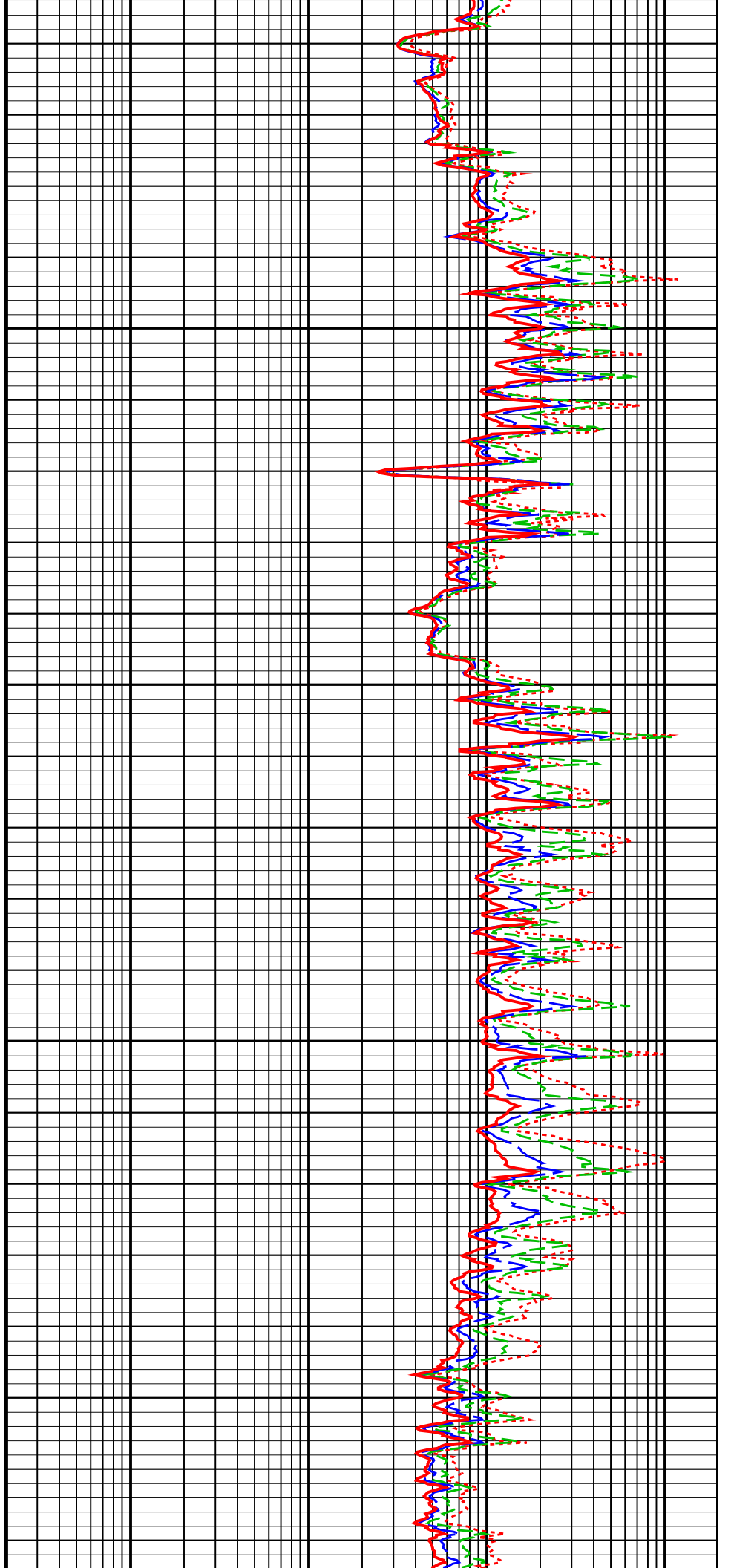


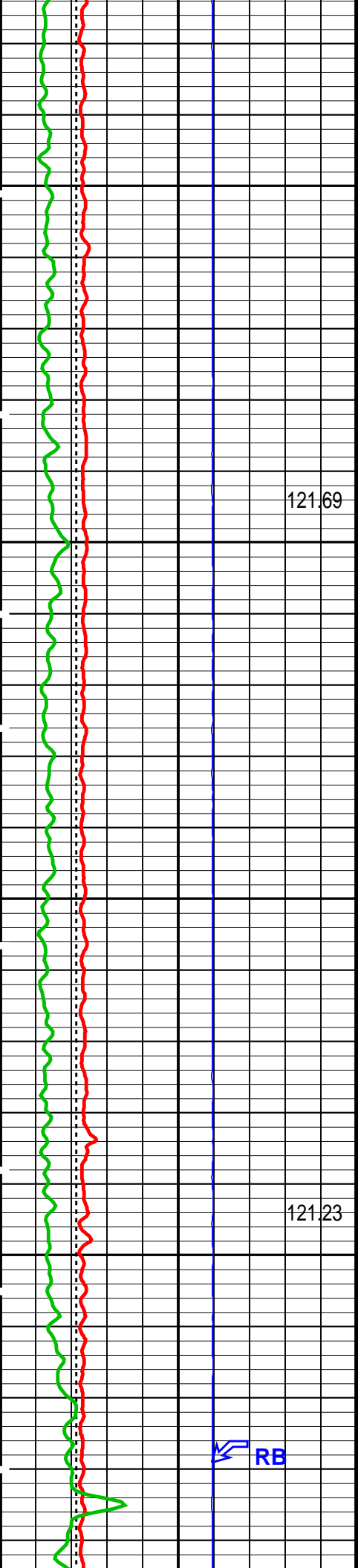




8200

8300





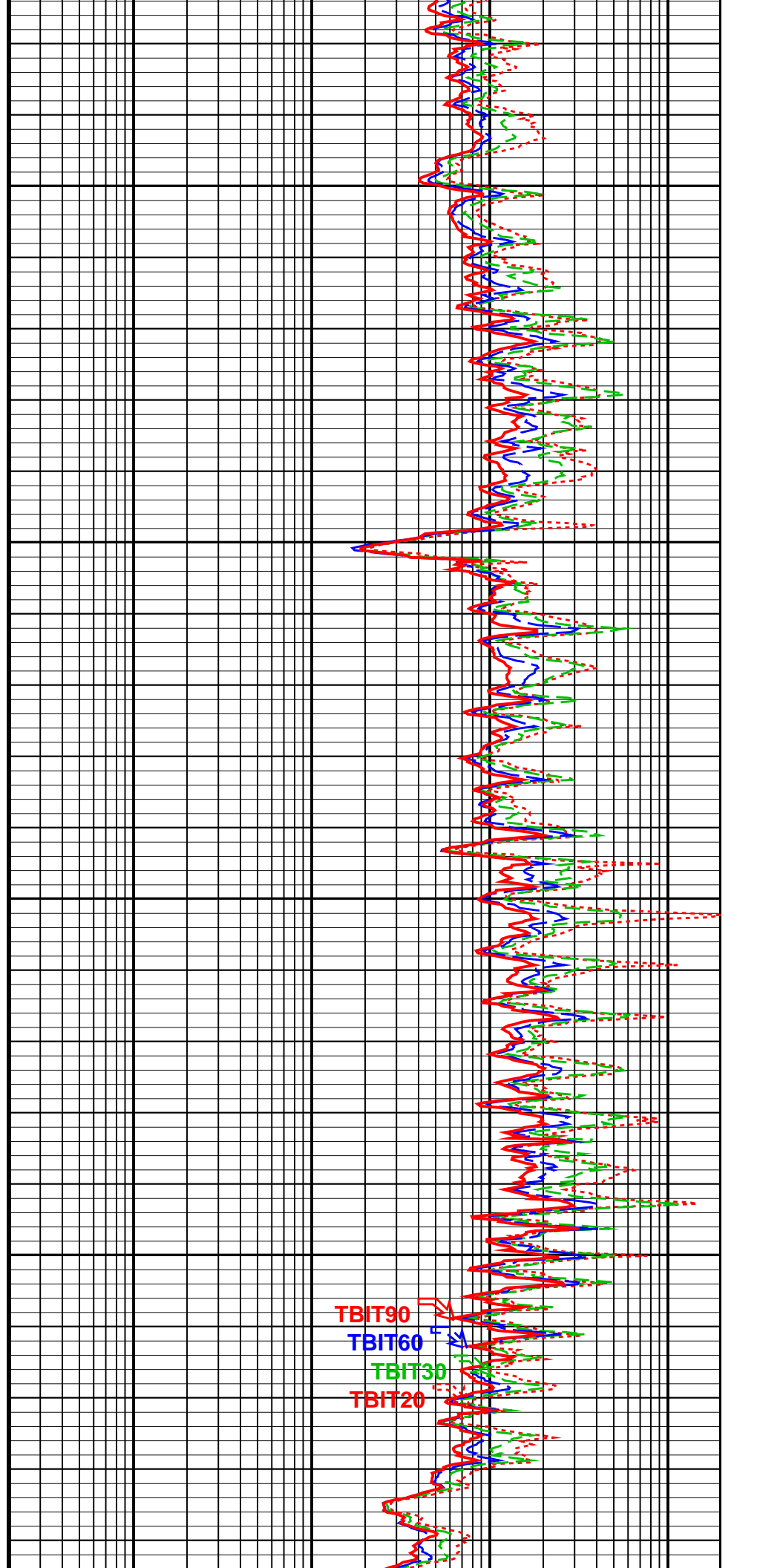
8400

121.69

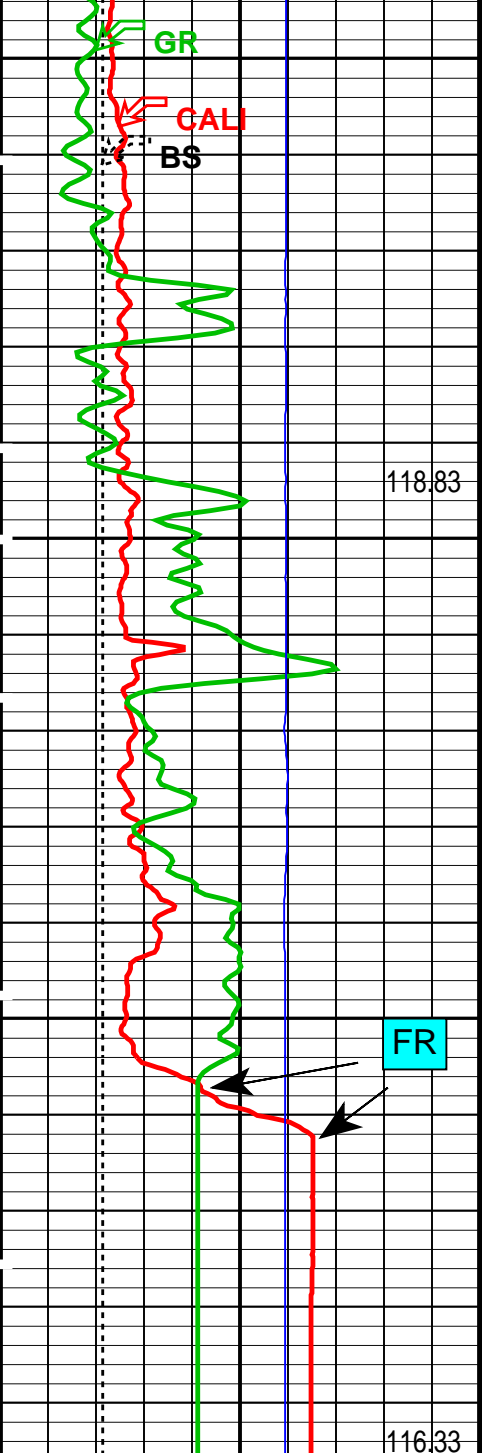
8500

121.23

RB



TBIT90
TBIT60
TBIT30
TBIT20



8600

118.83

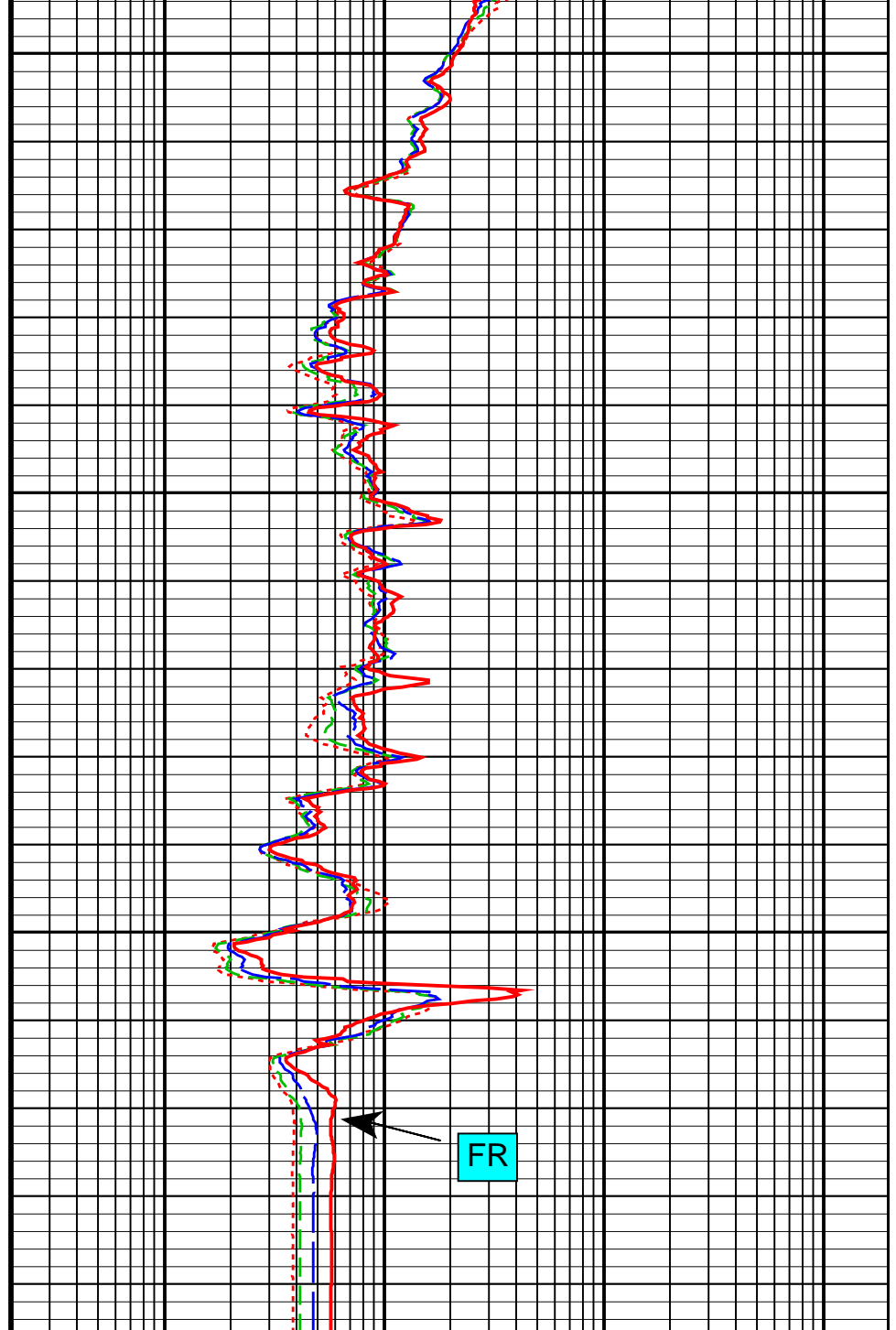
8700

116.33

FR

FR

GR Temp (WTEP) (DEGF)		
Bit Size (BS) (IN)		
4		14
Gamma Ray 1 (GR) (GAPI)		
150		300
Gamma Ray 2 (GR) (GAPI)		
300		450
Gamma Ray 3 (GR) (GAPI)		
450		600
Gamma Ray 4 (GR) (GAPI)		
600		750
Caliper (CALI) (IN)		
4		14
Gamma Ray (GR)		



TBI 20 Inch Investigation (TBIT20) (OHMM)		
0.2		2000
TBI 30 Inch Investigation (TBIT30) (OHMM)		
0.2		2000
TBI 60 Inch Investigation (TBIT60) (OHMM)		
0.2		2000
TBI 90 Inch Investigation (TBIT90) (OHMM)		
0.2		2000

0	(GAPI)	150
gr wrap1 From LHT1 to GR1		
gr wrap2 From LHT1 to GR2		
gr wrap3 From LHT1 to GR3		
gr wrap4 From LHT1 to GR4		
	Relative Bearing (RB)	
0	(DEG)	940

PIP SUMMARY

Time Mark Every 60 S

Parameters

DLIS Name	Description	Value
TBT-A: ThruBit String		
MT	Mud Type (for TBN and TBI correction)	WBM
RB_OFFSET	Additional RB offset (degrees)	0 DEG
TBI_ALGO	TBI Algorithm Selection	AIT
TBI_BHC_OP	Borehole Correction Option (for TBI)	Caliper
TBI_CALTYP	TBI Mastercal Type	ThruBit
TBI_REPL_ARRAY_DEST	TBI: Replace This Array	None
TBI_REPL_ARRAY_SOURCE	TBI: With This Array	None
TBI_TC_OP	Induction Temperature Correction Option	Lower
System and Miscellaneous		
BS	Bit Size	6.125 IN
DO	Depth Offset for Playback	0.0 FT
PP	Playback Processing	NORMAL

Format: TB_5INCH_RESISTIVITY

Vertical Scale: 5" per 100'

Graphics File Created: 29-Oct-2014 19:00

OP System Version: 19C2-270

TBT-A SRPC-5307-ThruBit

Input DLIS Files

DEFAULT	ThruBit_010PUP	FN:9	PRODUCER	29-Oct-2014 18:44	8745.5 FT	4031.5 FT
---------	----------------	------	----------	-------------------	-----------	-----------

Output DLIS Files

DEFAULT	ThruBit_011PUP	FN:10	PRODUCER	29-Oct-2014 19:00
---------	----------------	-------	----------	-------------------



CALIBRATIONS

MAXIS Field Log

ThruBit String / Equipment Identification

Primary Equipment:

Induction Resistivity
 Density
 Gamma-Ray Logging Source
 Thermal Neutron
 Neutron Logging Source
 Telemetry Memory GR
 Battery
 Battery

TBI - A 19
 TBD - A 46
 GGLS - FZ 3216
 TBN - A 18
 NNLS - EWA 4484
 TMG - A 24
 TBAT - 35
 TBAT - 13

Auxiliary Equipment:

ThruBit String Master Calibration					
TBI Master Calibration Sonde Errors					
Freq 1, A1, R	Value	Nominal	Freq 1, A1, X	Value	Nominal
	-501.175	-457.000		-132.542	300.000
(Minimum) (Nominal) (Maximum)			(Minimum) (Nominal) (Maximum)		
Freq 1, A2, R	Value	Nominal	Freq 1, A2, X	Value	Nominal
	-151.191	-141.000		16.3318	320.000
(Minimum) (Nominal) (Maximum)			(Minimum) (Nominal) (Maximum)		
Freq 1, A3, R	Value	Nominal	Freq 1, A3, X	Value	Nominal
	-29.8364	-28.0000		-48.3363	50.0000
(Minimum) (Nominal) (Maximum)			(Minimum) (Nominal) (Maximum)		
Freq 1, A4, R	Value	Nominal	Freq 1, A4, X	Value	Nominal
	-17.1567	-16.0000		218.068	300.000
(Minimum) (Nominal) (Maximum)			(Minimum) (Nominal) (Maximum)		
Freq 1, A5, R	Value	Nominal	Freq 1, A5, X	Value	Nominal
	-14.2031	-14.0000		114.044	150.000
(Minimum) (Nominal) (Maximum)			(Minimum) (Nominal) (Maximum)		
Freq 2, A1, R	Value	Nominal	Freq 2, A1, X	Value	Nominal
	-264.524	-237.000		-117.857	150.000
(Minimum) (Nominal) (Maximum)			(Minimum) (Nominal) (Maximum)		
Freq 2, A2, R	Value	Nominal	Freq 2, A2, X	Value	Nominal
	-97.7719	-92.0000		-18.7953	160.000
(Minimum) (Nominal) (Maximum)			(Minimum) (Nominal) (Maximum)		
Freq 2, A3, R	Value	Nominal	Freq 2, A3, X	Value	Nominal
	-21.3012	-21.0000		-85.2752	-20.0000
(Minimum) (Nominal) (Maximum)			(Minimum) (Nominal) (Maximum)		
Freq 2, A4, R	Value	Nominal	Freq 2, A4, X	Value	Nominal
	-19.8394	-20.0000		59.2524	100.000
(Minimum) (Nominal) (Maximum)			(Minimum) (Nominal) (Maximum)		
Freq 2, A5, R	Value	Nominal	Freq 2, A5, X	Value	Nominal
	-18.8111	-20.0000		-15.4752	-25.0000
(Minimum) (Nominal) (Maximum)			(Minimum) (Nominal) (Maximum)		
Freq 3, A1, R	Value	Nominal	Freq 3, A1, X	Value	Nominal
	-169.026	-149.000		-157.427	25.0000
(Minimum) (Nominal) (Maximum)			(Minimum) (Nominal) (Maximum)		
Freq 3, A2, R	Value	Nominal	Freq 3, A2, X	Value	Nominal
	-74.1193	-70.0000		-56.4180	70.0000
(Minimum) (Nominal) (Maximum)			(Minimum) (Nominal) (Maximum)		
Freq 3, A3, R	Value	Nominal	Freq 3, A3, X	Value	Nominal
	-17.0567	-17.0000		-122.429	-90.0000
(Minimum) (Nominal) (Maximum)			(Minimum) (Nominal) (Maximum)		
Freq 3, A4, R	Value	Nominal	Freq 3, A4, X	Value	Nominal

Freq 3, A4, R		Value	Nominal	Freq 3, A4, X		Value	Nominal
		-21.0103	-22.0000			-47.1540	-50.0000
-31.0000 (Minimum)	(Nominal)	-11.0000 (Maximum)		-200.000 (Minimum)	(Nominal)	100.000 (Maximum)	
Freq 3, A5, R		Value	Nominal	Freq 3, A5, X		Value	Nominal
		-21.0473	-22.0000			-110.211	-110.000
-32.0000 (Minimum)	(Nominal)	-11.0000 (Maximum)		-250.000 (Minimum)	(Nominal)	0 (Maximum)	
Freq 4, A1, R		Value	Nominal	Freq 4, A1, X		Value	Nominal
		-93.5993	-80.0000			-260.416	-190.000
-128.000 (Minimum)	(Nominal)	-54.0000 (Maximum)		-450.000 (Minimum)	(Nominal)	75.0000 (Maximum)	
Freq 4, A2, R		Value	Nominal	Freq 4, A2, X		Value	Nominal
		-54.0924	-50.0000			-122.848	-75.0000
-80.0000 (Minimum)	(Nominal)	-41.0000 (Maximum)		-200.000 (Minimum)	(Nominal)	50.0000 (Maximum)	
Freq 4, A3, R		Value	Nominal	Freq 4, A3, X		Value	Nominal
		-13.7423	-14.0000			-191.764	-190.000
-19.0000 (Minimum)	(Nominal)	-8.00000 (Maximum)		-350.000 (Minimum)	(Nominal)	-25.0000 (Maximum)	
Freq 4, A4, R		Value	Nominal	Freq 4, A4, X		Value	Nominal
		-23.8896	-25.0000			-205.910	-235.000
-37.0000 (Minimum)	(Nominal)	-11.0000 (Maximum)		-400.000 (Minimum)	(Nominal)	-75.0000 (Maximum)	
Freq 4, A5, R		Value	Nominal	Freq 4, A5, X		Value	Nominal
		-26.3873	-28.0000			-268.933	-300.000
-43.0000 (Minimum)	(Nominal)	-12.0000 (Maximum)		-475.000 (Minimum)	(Nominal)	-100.000 (Maximum)	

Master: 10-Sep-2014 9:33

ThruBit String Master Calibration							
TBI Master Calibration COMPLEX GAINS							
Freq 1, R		Value	Nominal	Freq 1, X		Value	Nominal
		1.007	1.000			-0.01592	0
		0.9934	1.000			0.0002760	0
		0.9967	1.000			-0.007775	0
		0.9876	1.000			0.002827	0
		0.9944	1.000			0.0007001	0
0.9500 (Minimum)	(Nominal)	1.050 (Maximum)		-0.05000 (Minimum)	(Nominal)	0.05000 (Maximum)	
Freq 2, R		Value	Nominal	Freq 2, X		Value	Nominal
		1.002	1.000			-0.01924	0
		0.9876	1.000			-0.007856	0
		0.9851	1.000			-0.008198	0
		0.9827	1.000			-0.005510	0
		0.9920	1.000			-0.008001	0
0.9500 (Minimum)	(Nominal)	1.050 (Maximum)		-0.05000 (Minimum)	(Nominal)	0.05000 (Maximum)	
Freq 3, R		Value	Nominal	Freq 3, X		Value	Nominal
		1.009	1.000			-0.01504	0
		0.9947	1.000			-0.005868	0
		0.9921	1.000			-0.006617	0
		0.9884	1.000			-0.004212	0
		1.001	1.000			-0.006129	0
0.9500 (Minimum)	(Nominal)	1.050 (Maximum)		-0.05000 (Minimum)	(Nominal)	0.05000 (Maximum)	
Freq 4, R		Value	Nominal	Freq 4, X		Value	Nominal
		1.006	1.000			-0.02628	0
		0.9912	1.000			-0.01994	0

		0.9906	1.000			-0.02261	0
		0.9848	1.000			-0.01839	0
		1.010	1.000			-0.02268	0
0.9300 (Minimum)	(Nominal)	1.070 (Maximum)		-0.05000 (Minimum)	(Nominal)	0.05000 (Maximum)	

Master: 10-Sep-2014 9:33

ThruBit String Master Calibration										
TBD Caliper Master Calibration										
Caliper 12in Ring IN	Value	Nominal	Caliper 9in Ring IN	Value	Nominal	Caliper 6in Ring IN	Value	Nominal		
	1839.7	1949.8		1997.4	2096.7		2163.0	2285.7		
1799.8 (Minimum)	(Nominal)	2099.8 (Maximum)		1946.7 (Minimum)	(Nominal)	2246.7 (Maximum)		2135.7 (Minimum)	(Nominal)	2435.7 (Maximum)

Master: 7-Oct-2014 14:29

ThruBit String Master Calibration						
TBD Density Master Calibration. Be Window, ThruBit blocks						
Aluminium Density G/C3	Value	Nominal	Magnesium Density G/C3	Value	Nominal	
	2.607	2.607		1.752	1.752	
2.557 (Minimum)	(Nominal)	2.657 (Maximum)		1.702 (Minimum)	(Nominal)	1.802 (Maximum)
LS1 Background CPS	Value	Nominal	SS1 Background CPS	Value	Nominal	
	135.35	140.00		131.27	140.00	
100.00 (Minimum)	(Nominal)	187.00 (Maximum)		100.00 (Minimum)	(Nominal)	185.00 (Maximum)
LS4 Background CPS	Value	Nominal	SS1 Aluminium CPS	Value	Nominal	
	27.40	29.00		4585.01	4850.00	
20.00 (Minimum)	(Nominal)	38.00 (Maximum)		4076.00 (Minimum)	(Nominal)	5613.00 (Maximum)
LS1 Aluminium CPS	Value	Nominal	SS1 Magnesium CPS	Value	Nominal	
	838.37	870.00		7584.28	8000.00	
750.00 (Minimum)	(Nominal)	982.00 (Maximum)		6695.00 (Minimum)	(Nominal)	9269.00 (Maximum)
LS4 Aluminium CPS	Value	Nominal				
	985.03	955.00				
796.00 (Minimum)	(Nominal)	1169.0 (Maximum)				
LS1 Al + Sleeve CPS	Value	Nominal				
	761.81	725.00				
650.00 (Minimum)	(Nominal)	838.00 (Maximum)				
LS4 Al + Sleeve CPS	Value	Nominal				
	494.43	426.50				
382.00 (Minimum)	(Nominal)	638.00 (Maximum)				
LS1 Magnesium CPS	Value	Nominal				
	5472.93	5800.00				
5158.00 (Minimum)	(Nominal)	6486.00 (Maximum)				
SS Slope	Value	Nominal				
	1.641	1.645				
1.520 (Minimum)	(Nominal)	1.770 (Maximum)				
LS Slope	Value	Nominal				
	0.4187	0.4150				
0.3800 (Minimum)	(Nominal)	0.4500 (Maximum)				
Pef K Factor	Value	Nominal				
	4.917	4.840				
3.510 (Minimum)	(Nominal)	6.170 (Maximum)				
Pef B Factor	Value	Nominal				
	-0.6856	-0.5550				

-0.7000 (Minimum)	(Nominal)	-0.4100 (Maximum)	
Master: 7-Oct-2014 14:19			

ThruBit String Master Calibration					
Thermal Neutron Master Calibration					
TNF, Background CPS		Value	Nominal	TNN, Background CPS	
		0.15	1.0		
0 (Minimum)	(Nominal)	2.0 (Maximum)		0 (Minimum)	2.0 (Maximum)
TNF, Tank CPS		Value	Nominal	TNN, Tank CPS	
		80.85	96.00		
25.00 (Minimum)	(Nominal)	200.0 (Maximum)		750.00 (Minimum)	5700.0 (Maximum)
TNF, Tank + Al Sleeve CPS		Value	Nominal	TNN, Tank + Al Sleeve CPS	
		2679.5	3040.0		
727.00 (Minimum)	(Nominal)	6080.0 (Maximum)		8000.00 (Minimum)	64700.0 (Maximum)
Tank + Al Sleeve Ratio		Value	Nominal	Tank + Al Sleeve Porosity PU	
		10.713	10.797		
10.300 (Minimum)	(Nominal)	11.300 (Maximum)		13.40 (Minimum)	15.40 (Maximum)
Tank, Ratio		Value	Nominal	Tank, Temperature DEGF	
		30.261	30.958		
28.000 (Minimum)	(Nominal)	34.000 (Maximum)		20.0 (Minimum)	120 (Maximum)
Master: 7-Oct-2014 12:27					

ThruBit String Master Calibration					
TMG Accelerometer Calibration					
Minimum Ax, m/s2		Value	Nominal	Maximum Ax, m/s2	
		N/A	-9.810		
-10.81 (Minimum)	(Nominal)	-8.810 (Maximum)		8.810 (Minimum)	10.81 (Maximum)
Minimum Ay, m/s2		Value	Nominal	Maximum Ay, m/s2	
		N/A	-9.810		
-10.81 (Minimum)	(Nominal)	-8.810 (Maximum)		8.810 (Minimum)	10.81 (Maximum)
Minimum Az, m/s2		Value	Nominal	Maximum Az, m/s2	
		N/A	0		
-1.000 (Minimum)	(Nominal)	1.000 (Maximum)		8.810 (Minimum)	10.81 (Maximum)
RB Offset, degrees		Value	Nominal		
		-17.00	0		
-360.0 (Minimum)	(Nominal)	360.0 (Maximum)			
Master: Calibration not done					

ThruBit String Master Calibration					
TMG Gamma-Ray Calibration					
GR Background GAPI		Value	Nominal	GR Jig-Background GAPI	
		25.34	30.00		
0 (Minimum)	(Nominal)	120.0 (Maximum)		133.4 (Minimum)	200.0 (Maximum)
Master: 5-Aug-2014 14:42					

Well: **JOYCE 3406 2-27H**
 Field: **STOHRVILLE**
 County: **HARPER**
 State: **KANSAS**

ARRAY INDUCTION
 GAMMA RAY
 MEMORY LOG

Company: SANDRIDGE ENERGY Well: JOYCE 3406 2-27H

Input DLIS Files

DEFAULT ThruBit_010PUP FN:9 PRODUCER 29-Oct-2014 18:44 8745.5 FT 4031.5 FT

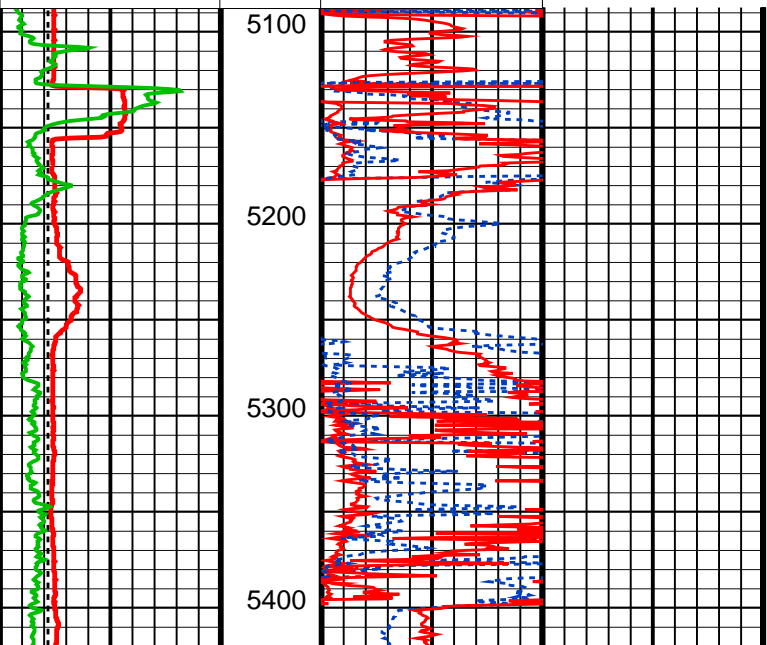
Output DLIS Files

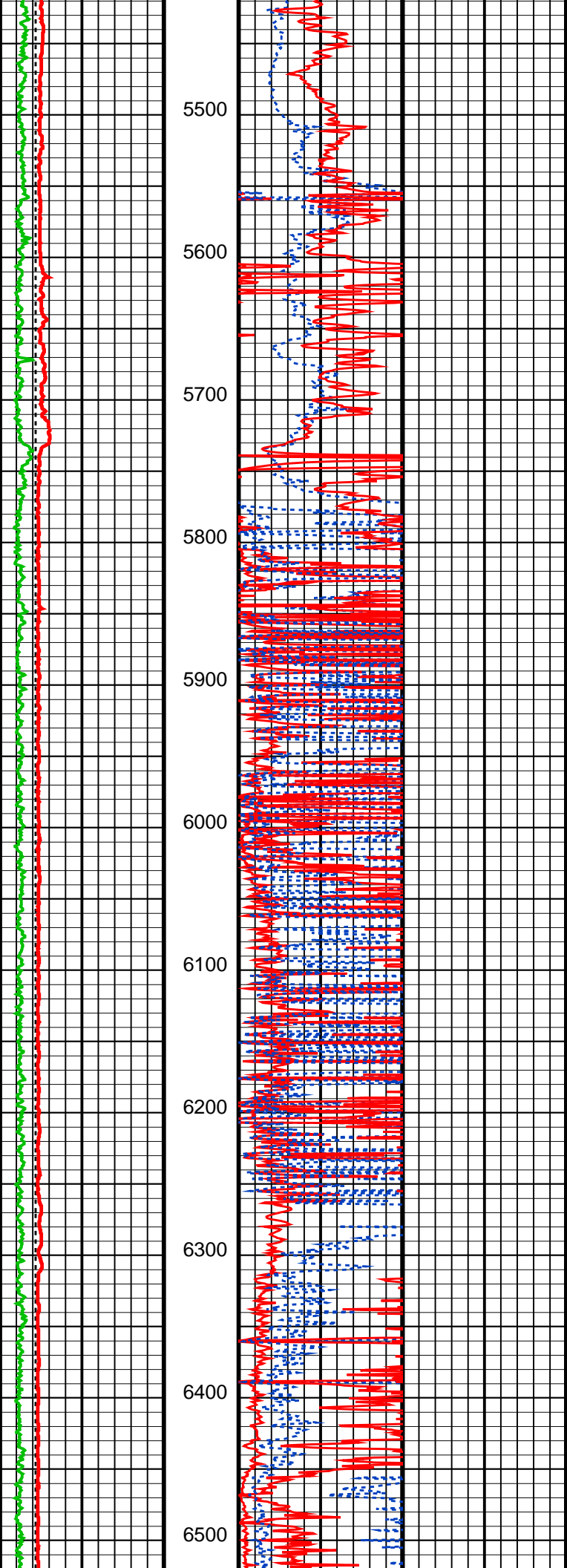
DEFAULT ThruBit_011PUP FN:10 PRODUCER 29-Oct-2014 19:00

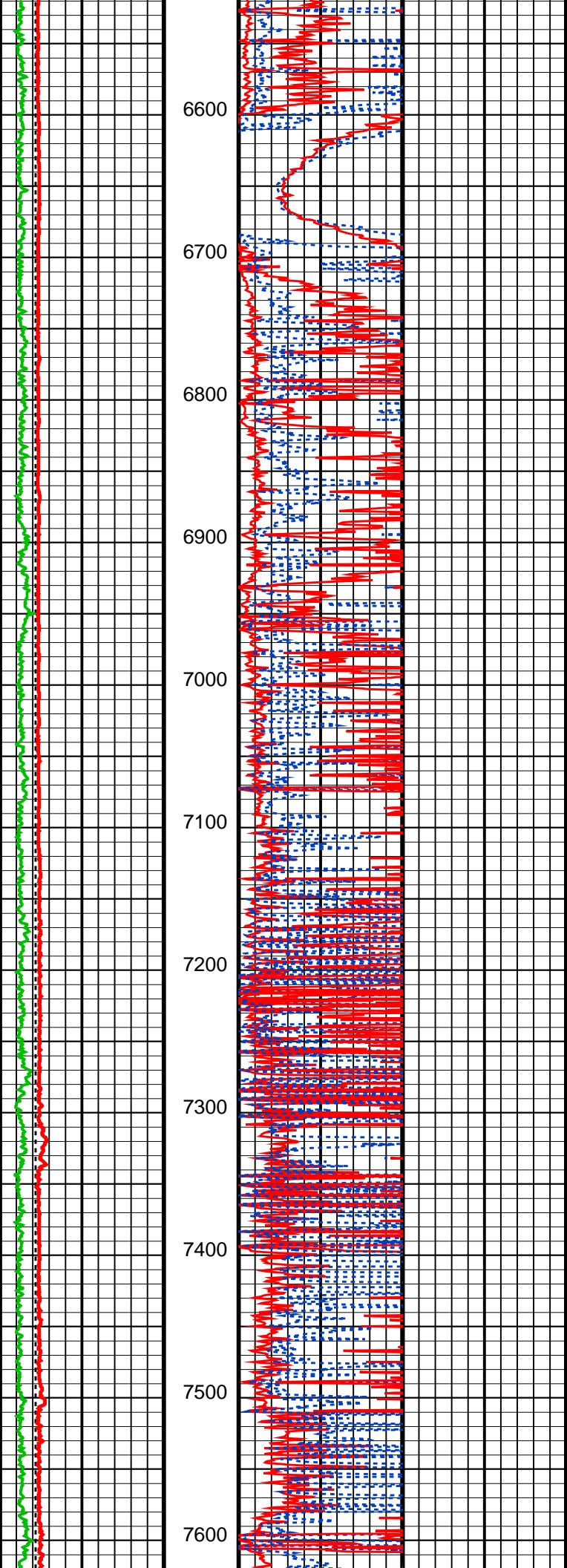
OP System Version: 19C2-270

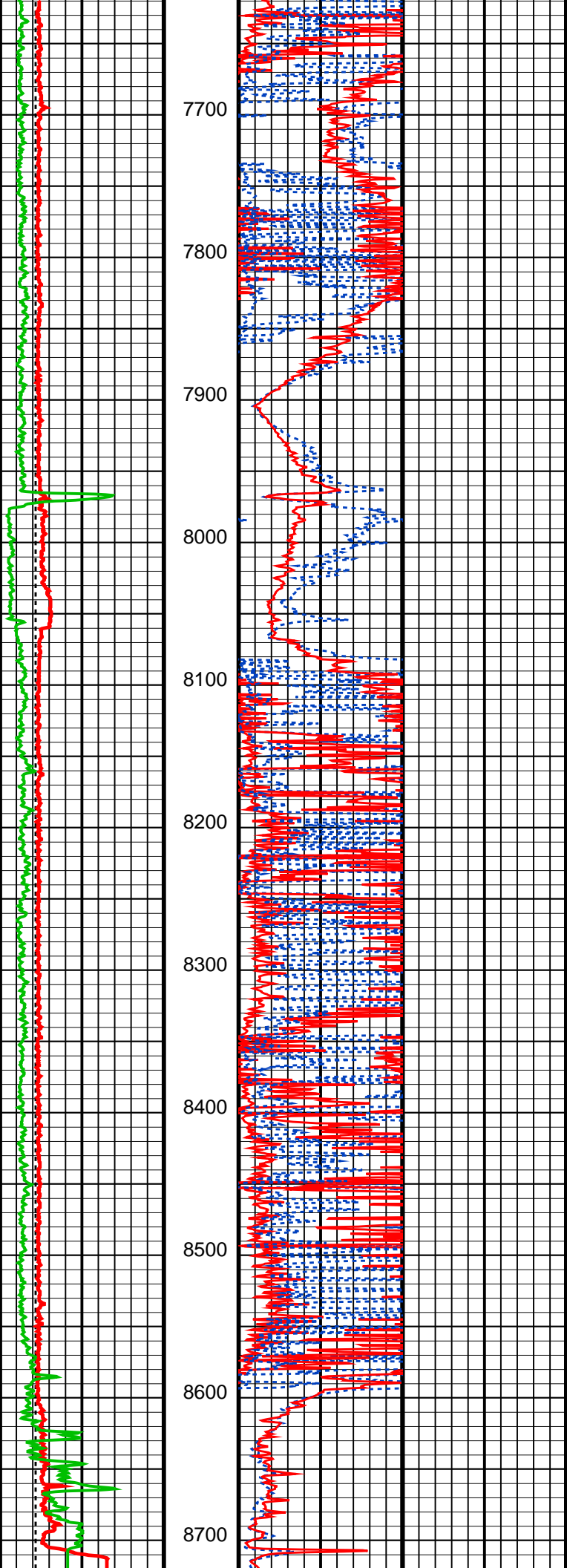
TBT-A SRPC-5307-ThruBit

	TBI 20 Inch Investigation (TBIT20) 50 (OHMM) 500
Caliper (CALI) 4 (IN) 14	TBI 90 Inch Investigation (TBIT90) 50 (OHMM) 500
Gamma Ray (GR) 0 (GAPI) 150	TBI 90 Inch Investigation (TBIT90) 0 (OHMM) 50
Bit Size (BS) 4 (IN) 14	TBI 20 Inch Investigation (TBIT20) 0 (OHMM) 50









Bit Size (BS) 4 (IN) 14	TBI 20 Inch Investigation (TBIT20) 0 (OHMM) 50
Gamma Ray (GR) 0 (GAPI) 150	TBI 90 Inch Investigation (TBIT90) 0 (OHMM) 50
Caliper (CALI) 4 (IN) 14	TBI 90 Inch Investigation (TBIT90) 50 (OHMM) 500
	TBI 20 Inch Investigation (TBIT20) 50 (OHMM) 500

Parameters

DLIS Name	Description	Value
TBT-A: ThruBit String		
MT	Mud Type (for TBN and TBI correction)	WBM
TBI_ALGO	TBI Algorithm Selection	AIT
TBI_BHC_OP	Borehole Correction Option (for TBI)	Caliper
TBI_CALTYP	TBI Mastercal Type	ThruBit
TBI_REPL_ARRAY_DEST	TBI: Replace This Array	None
TBI_REPL_ARRAY_SOURCE	TBI: With This Array	None
TBI_TC_OP	Induction Temperature Correction Option	Lower
System and Miscellaneous		
BS	Bit Size	6.125 IN
DO	Depth Offset for Playback	0.0 FT
PP	Playback Processing	NORMAL

Format: TB_1INCH_RES Vertical Scale: 1" per 100' Graphics File Created: 29-Oct-2014 19:00

OP System Version: 19C2-270

TBT-A SRPC-5307-ThruBit

Input DLIS Files

DEFAULT	ThruBit_010PUP	FN:9	PRODUCER	29-Oct-2014 18:44	8745.5 FT	4031.5 FT
---------	----------------	------	----------	-------------------	-----------	-----------

Output DLIS Files

DEFAULT	ThruBit_011PUP	FN:10	PRODUCER	29-Oct-2014 19:00
---------	----------------	-------	----------	-------------------