



Company: SANDRIDGE ENERGY

Well: MARIE 3306 2-26H

Field: STOHRVILLE

County: HARPER

State: KANSAS

ARRAY INDUCTION  
GAMMA RAY  
MEMORY LOG

SHL: 400' FSL & 400' FEL		Elev.: K.B. 1282.00 ft	
PBHL: 330' FNL & 800' FEL		G.L. 1260.00 ft	
		D.F. 1282.00 ft	
Permanent Datum:	GROUND LEVEL	Elev.: 1260.00 ft	
Log Measured From:	K.B.	22.00 ft above Perm. Datum	
Drilling Measured From:	K.B.		

API Serial No. 15077220280100	Section 26	Township 33S	Range 06W
----------------------------------	---------------	-----------------	--------------

County: HARPER  
Field: STOHRVILLE  
Location: SHL: 400' FSL & 400' FEL  
Well: MARIE 3306 2-26H  
Company: SANDRIDGE ENERGY

Logging Date	14-Apr-2014		
Run Number	1		
Depth Driller	8808 ft		
Schlumberger Depth	8734 ft		
Bottom Log Interval	8724 ft		
Top Log Interval	5226 ft		
Casing Driller Size @ Depth	7.000 in @ 5200 ft		
Casing Schlumberger	5226 ft		
Bit Size	6.125 in		
Type Fluid In Hole	WBM		
Density	8.6 lbm/gal	42 s	
Fluid Loss	4.5 cm3	10	
Source Of Sample	MUD SENSOR		
RM @ Measured Temperature	1.520 ohm.m	@	58 degF
RMF @ Measured Temperature	1.140 ohm.m	@	58 degF
RMC @ Measured Temperature	1.880 ohm.m	@	58 degF
Source RMF	CALCULATED	CALCULATED	
RM @ MRT	0.666 @ 141	0.500 @ 141	
Maximum Recorded Temperatures	141 degF		
Circulation Stopped	Time	Time	
Logger On Bottom	14-Apr-2014	5:00	
Unit Number	11	OKC, OK	
Recorded By	DENGLER		
Witnessed By	JERRY BIAS		

Logging Date	Run Number	Depth Driller	Schlumberger Depth	Bottom Log Interval	Top Log Interval	Casing Driller Size @ Depth	Casing Schlumberger	Bit Size	Type Fluid In Hole	Density	Fluid Loss	Source Of Sample	RM @ Measured Temperature	RMF @ Measured Temperature	RMC @ Measured Temperature	Source RMF	RM @ MRT	Maximum Recorded Temperatures	Circulation Stopped	Logger On Bottom	Unit Number	Recorded By	Witnessed By	Run 1	Run 2	Run 3
14-Apr-2014	1	8808 ft	8734 ft	8724 ft	5226 ft	7.000 in @ 5200 ft	5226 ft	6.125 in	WBM	8.6 lbm/gal	4.5 cm3	MUD SENSOR	1.520 ohm.m @ 58 degF	1.140 ohm.m @ 58 degF	1.880 ohm.m @ 58 degF	CALCULATED	0.666 @ 141	141 degF	14-Apr-2014	5:00	11	DENGLER	JERRY BIAS			

**DISCLAIMER**

THE USE OF AND RELIANCE UPON THIS RECORDED-DATA BY THE HEREIN NAMED COMPANY (AND ANY OF ITS AFFILIATES, PARTNERS, REPRESENTATIVES, AGENTS, CONSULTANTS AND EMPLOYEES) IS SUBJECT TO THE TERMS AND CONDITIONS AGREED UPON BETWEEN SCHLUMBERGER AND THE COMPANY, INCLUDING: (a) RESTRICTIONS ON USE OF THE RECORDED-DATA; (b) DISCLAIMERS AND WAIVERS OF WARRANTIES AND REPRESENTATIONS REGARDING COMPANY'S USE OF AND RELIANCE UPON THE RECORDED-DATA; AND (c) CUSTOMER'S FULL AND SOLE RESPONSIBILITY FOR ANY INFERENCE DRAWN OR DECISION MADE IN CONNECTION WITH THE USE OF THIS RECORDED-DATA.

**OTHER SERVICES1**  
 OS1: THRU BIT  
 OS2: PORTAL BIT  
 OS3:  
 OS4:  
 OS5:

**OTHER SERVICES2**  
 OS1:  
 OS2:  
 OS3:  
 OS4:  
 OS5:

**REMARKS: RUN NUMBER 1**  
 SERVICE: LEVEL 4 HORIZONTAL MEMORY PUMPDOWN BIT SIZE: 8671'  
 ALL SCALES AND PRESENTATIONS PER CLIENT REQUEST  
 LIMESTONE POROSITY, 2.71 G/CC USED FOR POROSITY CALCULATIONS  
 LOG RAN WITH SWIVEL, DECENTRALIZER AND NO STANDOFFS  
 TBHV REPRESENTS TOTAL BOREHOLE VOLUME, FT3  
 ABHV REPRESENTS ANNULAR BOREHOLE VOLUME, FT3 CALCULATED FOR 4.5" CASING  
 LOG DEPTH CORRELATED TO MWD PROVIDED BY CUSTOMER  
 USED HSPM AND RIGSENSE FOR LOG DEPTH  
 RIG: LATSHAW 27  
 CREW: J. DENGLER, Z. HOWARD, E. PRICE

**REMARKS: RUN NUMBER 2**  
 LOGGED TO: 5226'

RUN 1		
SERVICE ORDER #:	2760	
PROGRAM VERSION:	19C2-270	
FLUID LEVEL:	0 ft	
LOGGED INTERVAL	START	STOP

RUN 2		
SERVICE ORDER #:		
PROGRAM VERSION:		
FLUID LEVEL:		
LOGGED INTERVAL	START	STOP

## EQUIPMENT DESCRIPTION

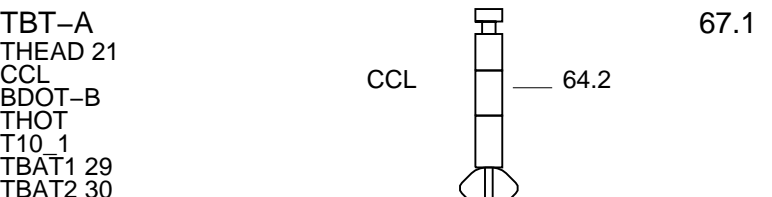
RUN 1

**SURFACE EQUIPMENT**

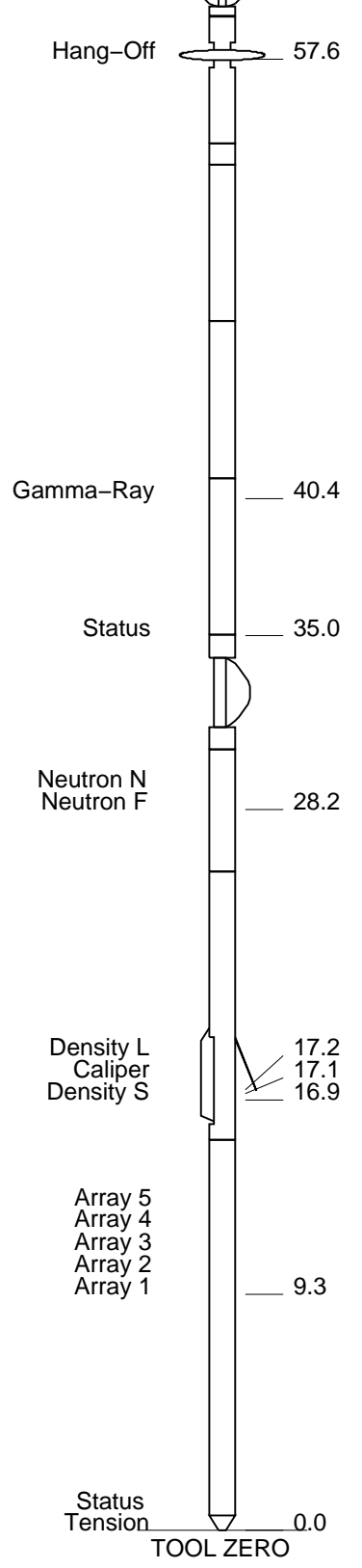
WITM (ThruBit)

RUN 2

**DOWNHOLE EQUIPMENT**



TMG-A 34  
TILE-A 42  
TBN-A 27  
NNLS-EWA 3754  
TBD-A 24  
GGLS-FZ 3351  
TBI-A 16



MAXIMUM STRING DIAMETER 2.13 IN  
MEASUREMENTS RELATIVE TO TOOL ZERO  
ALL LENGTHS IN FEET

Schlumberger

MAIN PASS

MAXIS Field Log

Company: SANDRIDGE ENERGY Well: MARIE 3306 2-26H

Input DLIS Files

DEFAULT ThruBit\_014PUP FN:13 PRODUCER 14-Apr-2014 13:54 8729.4 FT 2495.4 FT

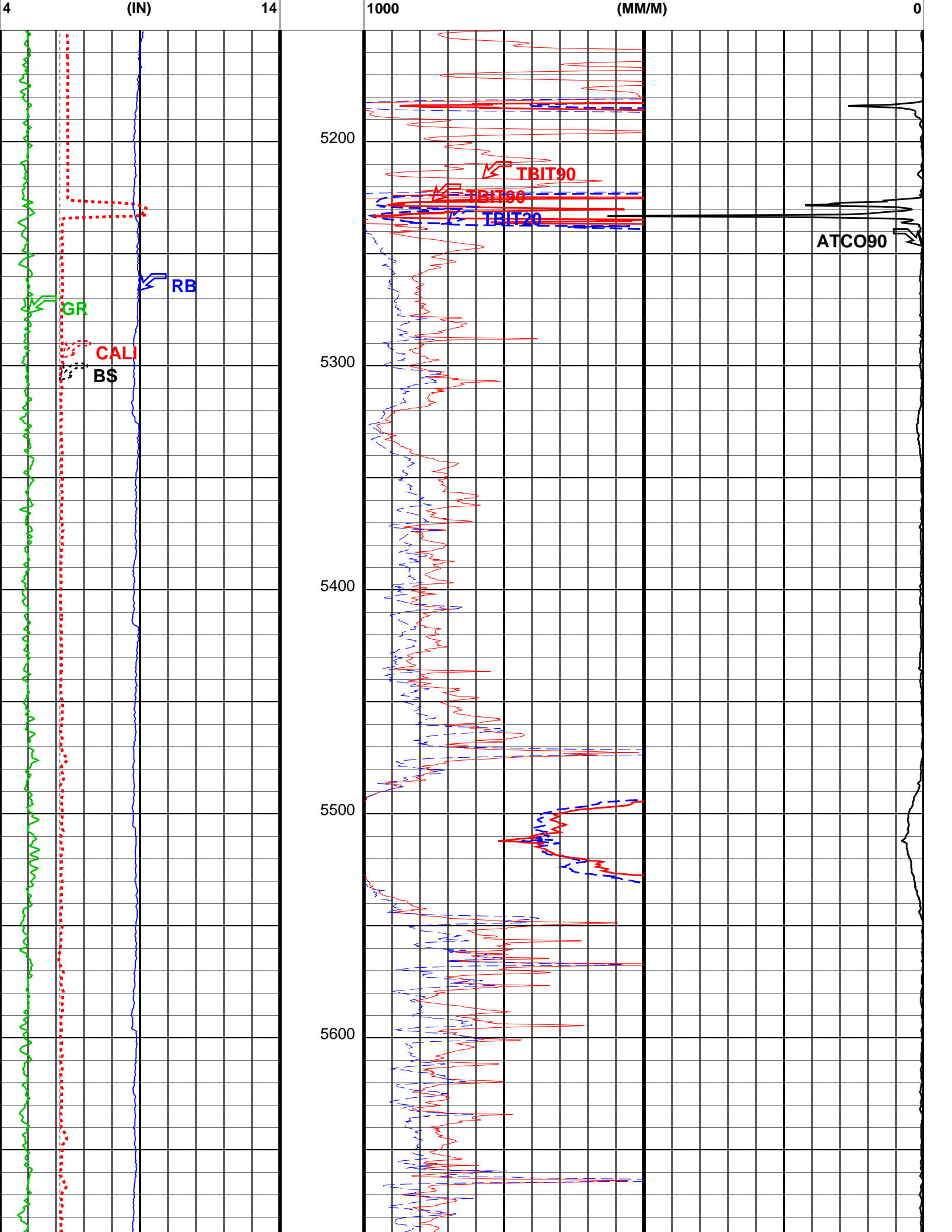
Output DLIS Files

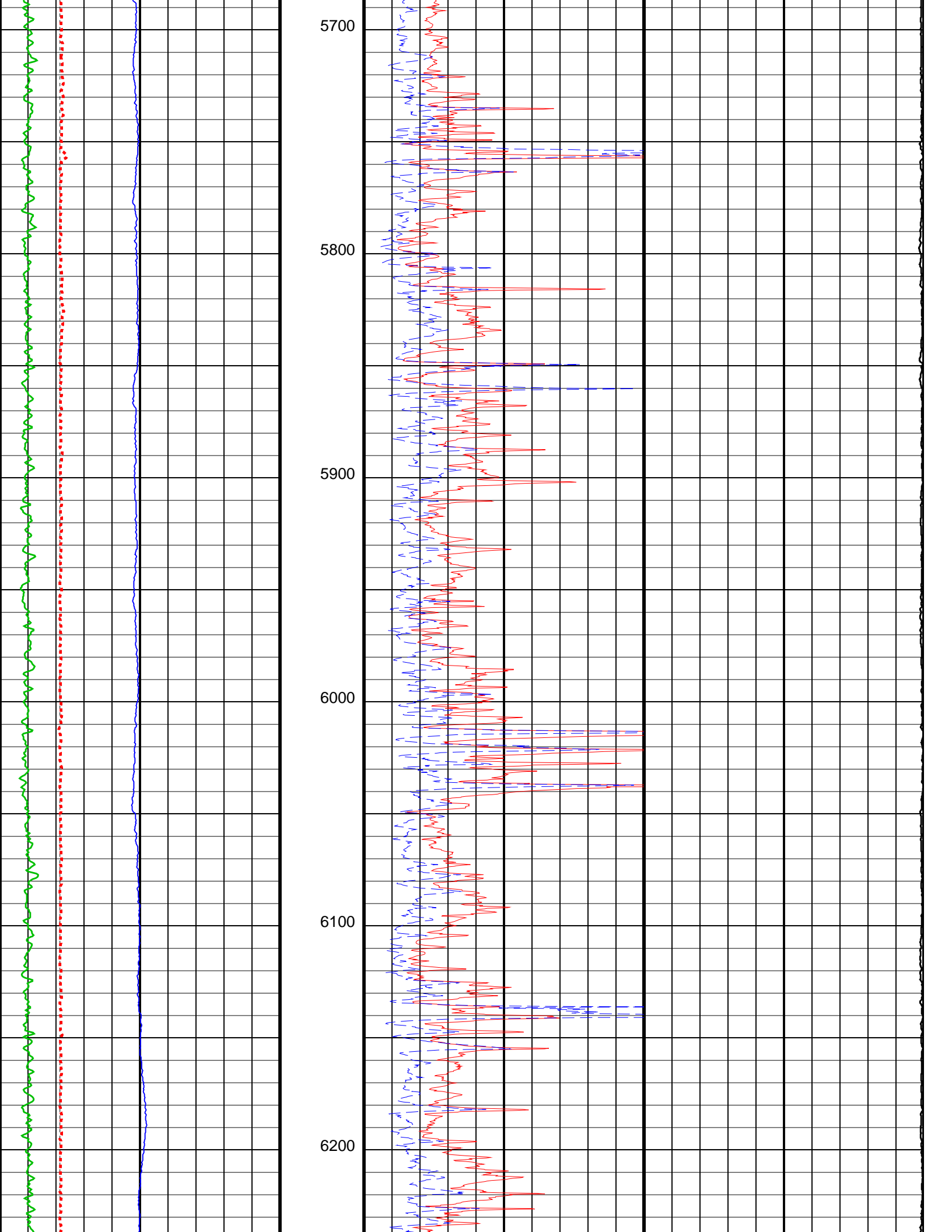
TBT .017 FN:16 14-Apr-2014 14:03 8729.4 FT 5144.4 FT

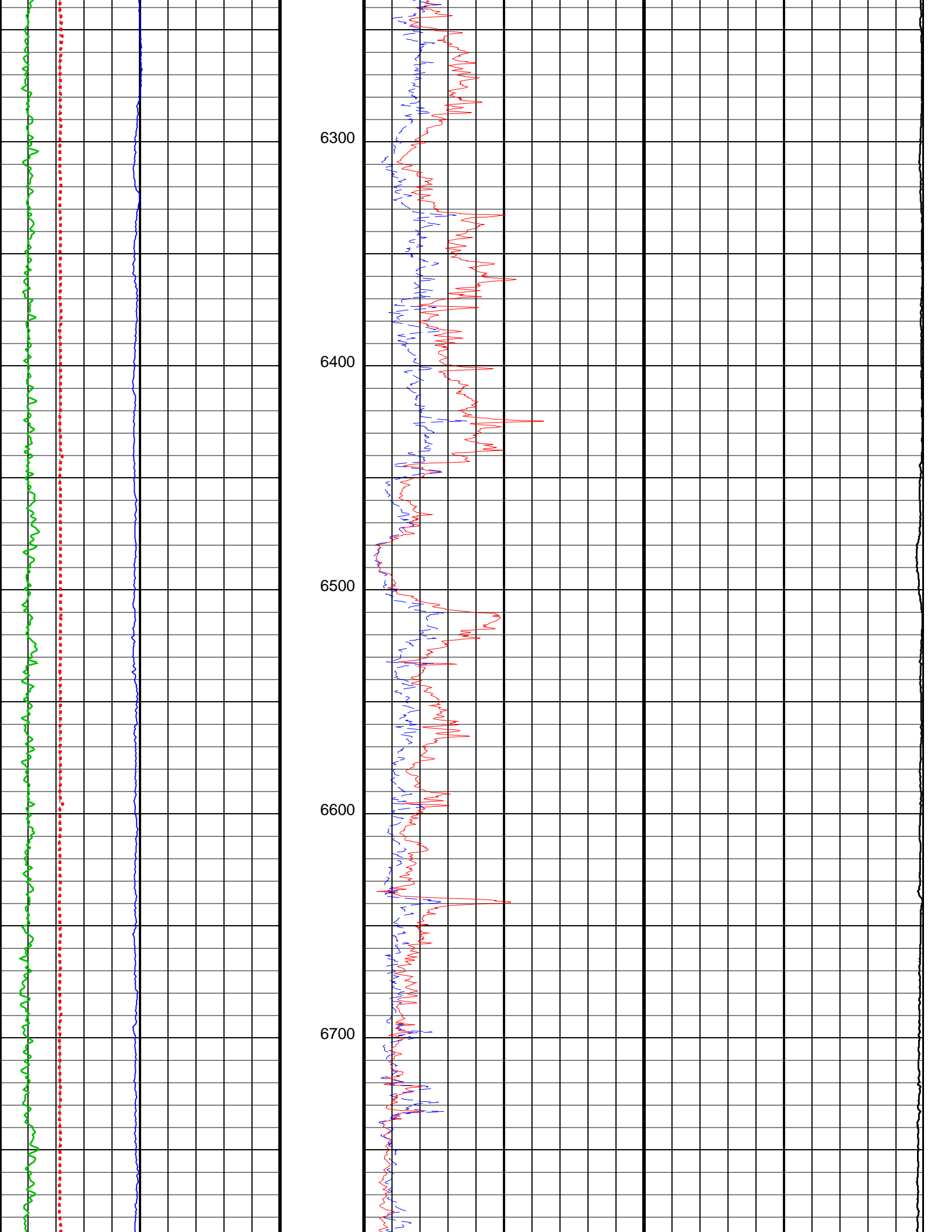
OP System Version: 19C2-270

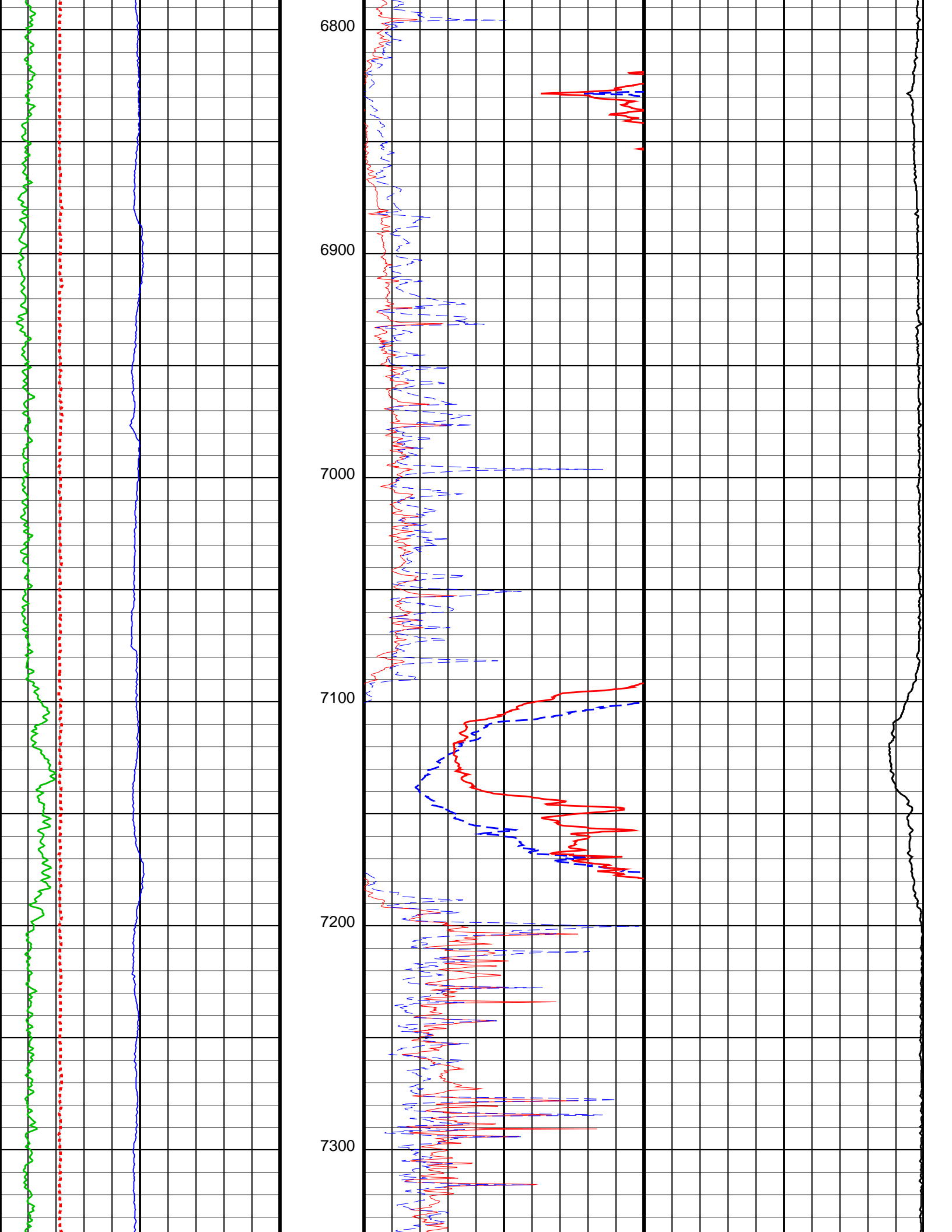
TBT SRPC-5298-ThruBit\_b

	<u>TBI 20 Inch Investigation (TBIT20)</u> 50 (OHMM) 500	
<u>Caliper (CALI)</u> 4 (IN) 14	<u>TBI 90 Inch Investigation (TBIT90)</u> 50 (OHMM) 500	
<u>Gamma Ray (GR)</u> 0 (GAPI) 150	<u>TBI 90 Inch Investigation (TBIT90)</u> 0 (OHMM) 50	
<u>Relative Bearing (RB)</u> 0 (DEG) 360	<u>TBI 20 Inch Investigation (TBIT20)</u> 0 (OHMM) 50	
<u>Bit Size (BS)</u>	TBI 90 Inch Conductivity (ATCO90)	

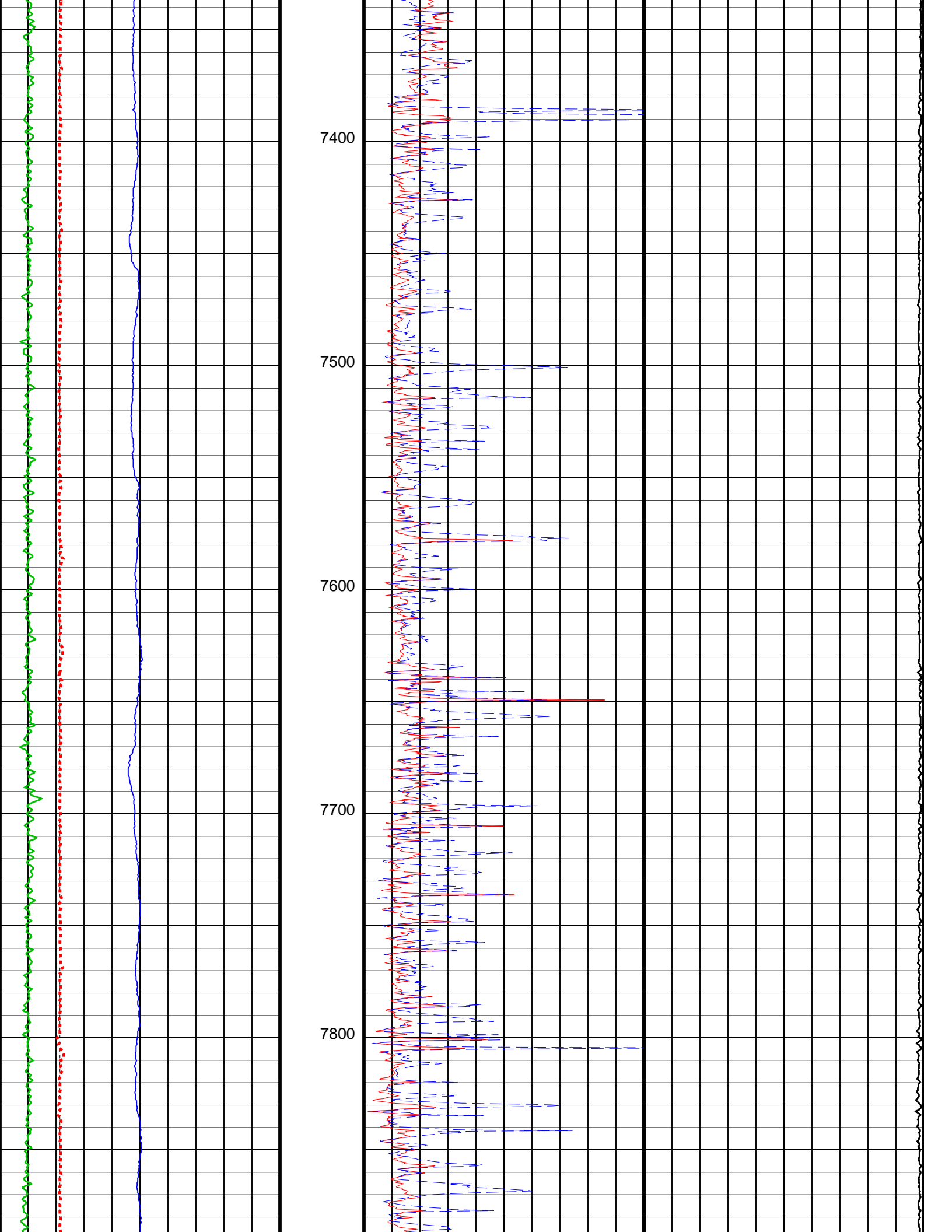


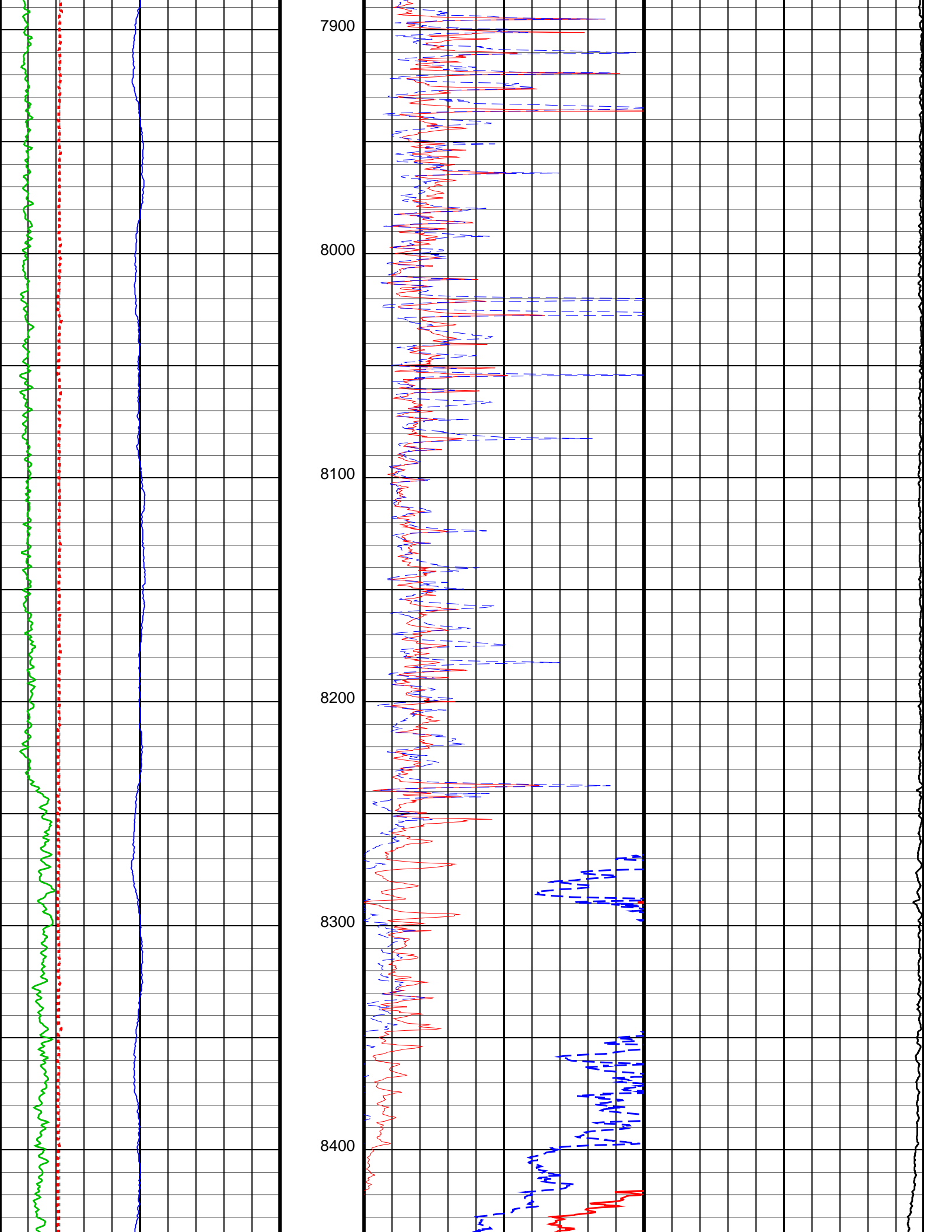


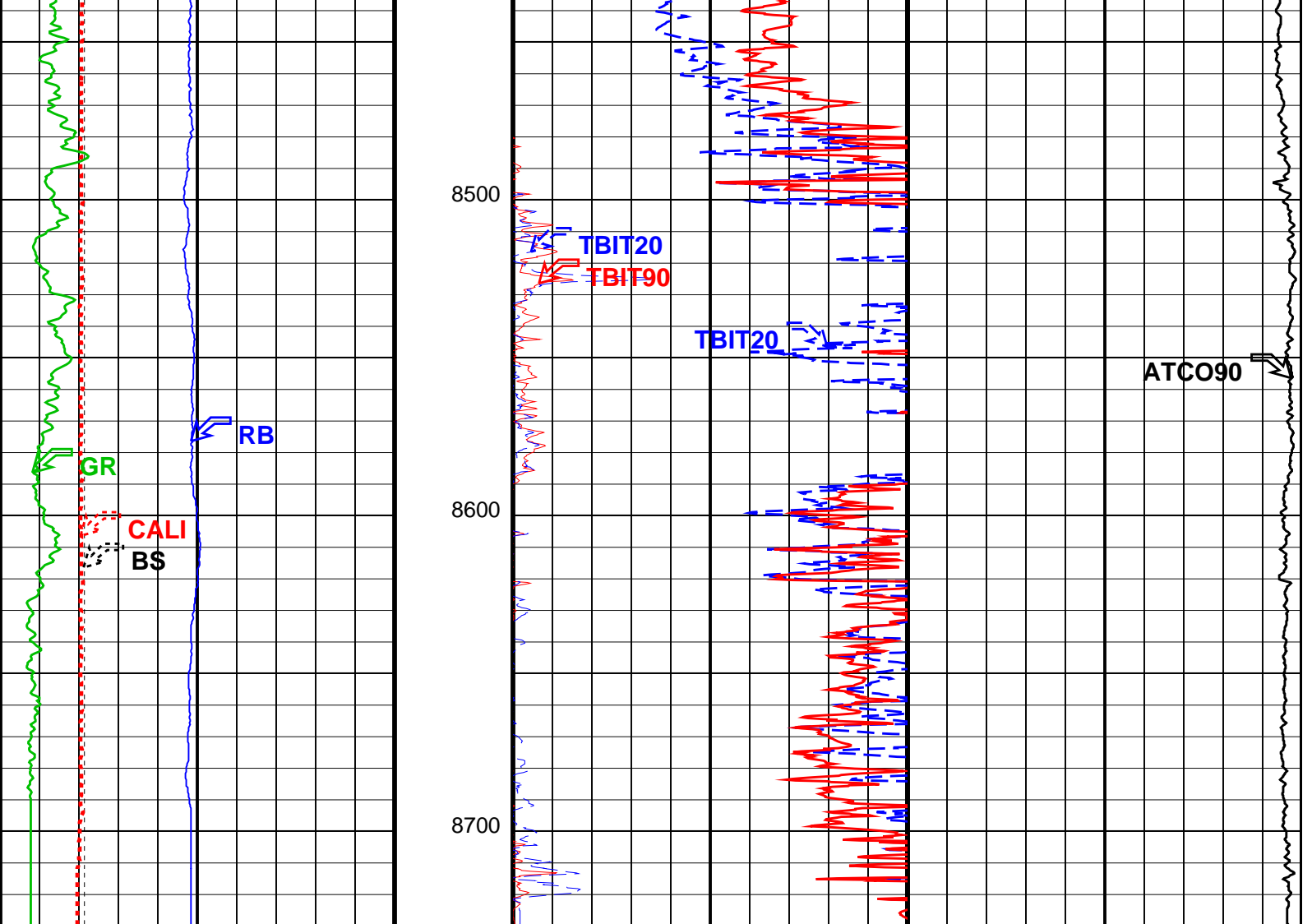












Bit Size (BS)	
4	14
(IN)	
Relative Bearing (RB)	
0	360
(DEG)	
Gamma Ray (GR)	
0	150
(GAPI)	
Caliper (CALI)	
4	14
(IN)	

TBI 90 Inch Conductivity (ATCO90)	
1000	0
(MM/M)	
TBI 20 Inch Investigation (TBIT20)	
0	50
(OHMM)	
TBI 90 Inch Investigation (TBIT90)	
0	50
(OHMM)	
TBI 90 Inch Investigation (TBIT90)	
50	500
(OHMM)	
TBI 20 Inch Investigation (TBIT20)	
50	500
(OHMM)	

### Parameters

DLIS Name	Description	Value
TBT-A: ThruBit String		
MT	Mud Type (for TBN and TBI correction)	WBM
RB_OFFSET	Additional RB offset (degrees)	0.000 deg
TBI_ALGO	TBI Algorithm Selection	AIT
TBI_BHC_OP	Borehole Correction Option (for TBI)	CALIPER
TBI_CALTYP	TBI Mastercal Type	THRUBIT
TBI_REPL_ARRAY_DEST	TBI: Replace This Array	NONE
TBI_REPL_ARRAY_SOURCE	TBI: With This Array	NONE
TBI_TC_OP	Induction Temperature Correction Option	LOWER
System and Miscellaneous		
BS	Bit Size	6.125 in

### Input DLIS Files

DEFAULT ThruBit\_014PUP FN:13 PRODUCER 14-Apr-2014 13:54 8729.4 FT 2495.4 FT

### Output DLIS Files

TBT .017 FN:16 14-Apr-2014 14:03



## MAIN PASS

MAXIS Field Log

Company: SANDRIDGE ENERGY

Well: MARIE 3306 2-26H

### Input DLIS Files

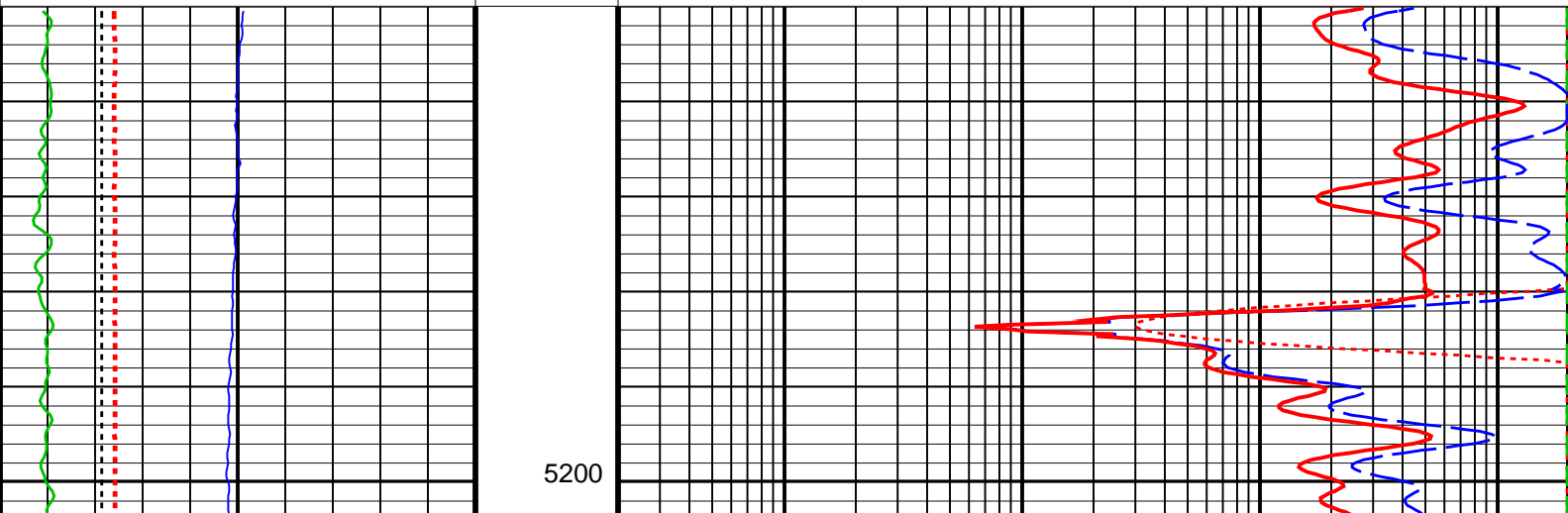
DEFAULT ThruBit\_014PUP FN:13 PRODUCER 14-Apr-2014 13:54 8729.4 FT 2495.4 FT

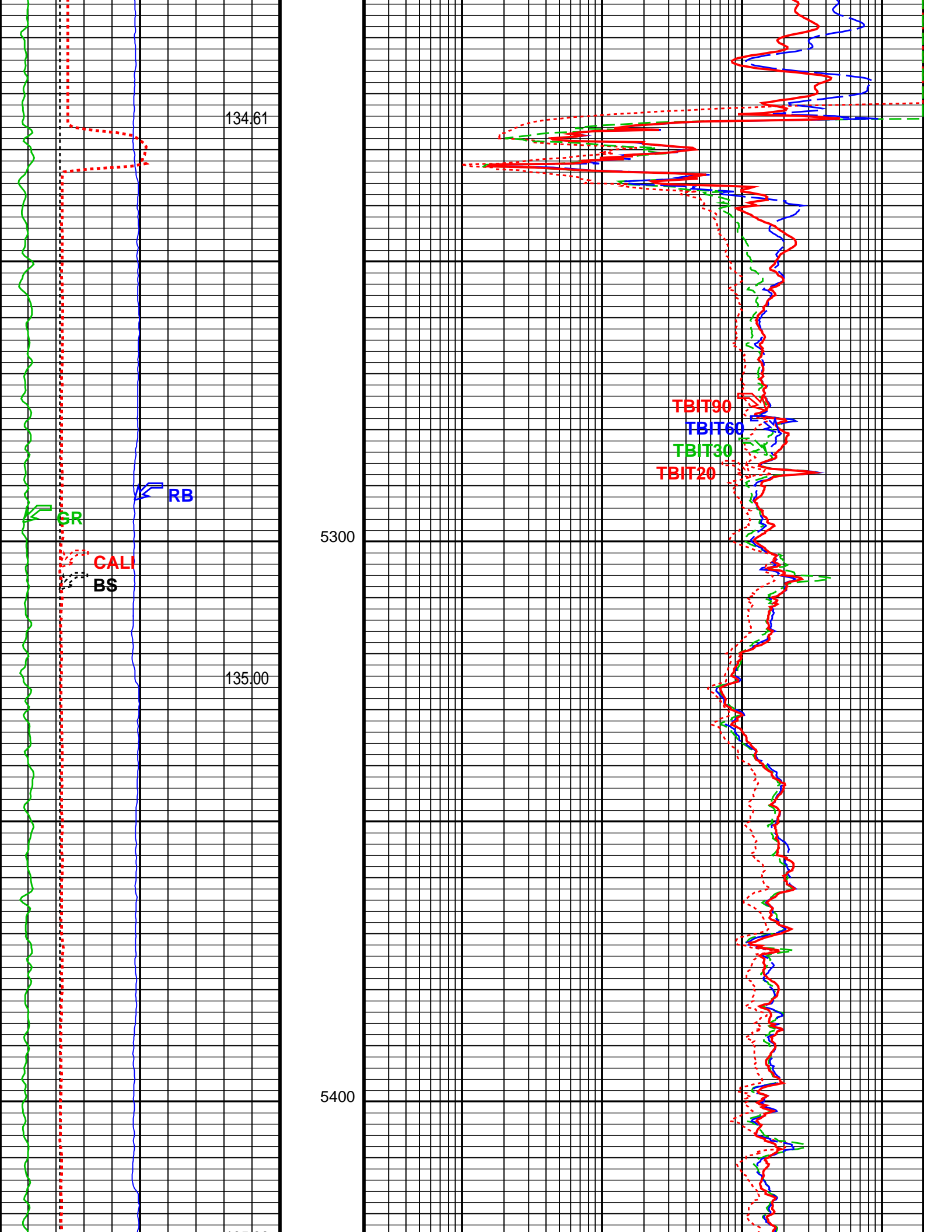
### Output DLIS Files

TBT .017 FN:16 14-Apr-2014 14:03 8729.4 FT 5144.4 FT

## OP System Version: 19C2-270

GR TEMP (WTEP) (DEGF)			
Caliper (CALI) (IN)	14	TBI 90 Inch Investigation (TBIT90) (OHMM)	2000
Gamma Ray (GR) (GAPI)	150	TBI 60 Inch Investigation (TBIT60) (OHMM)	2000
Bit Size (BS) (IN)	14	TBI 30 Inch Investigation (TBIT30) (OHMM)	2000
Relative Bearing (RB) (DEG)	360	TBI 20 Inch Investigation (TBIT20) (OHMM)	2000





134.61

5300

135.00

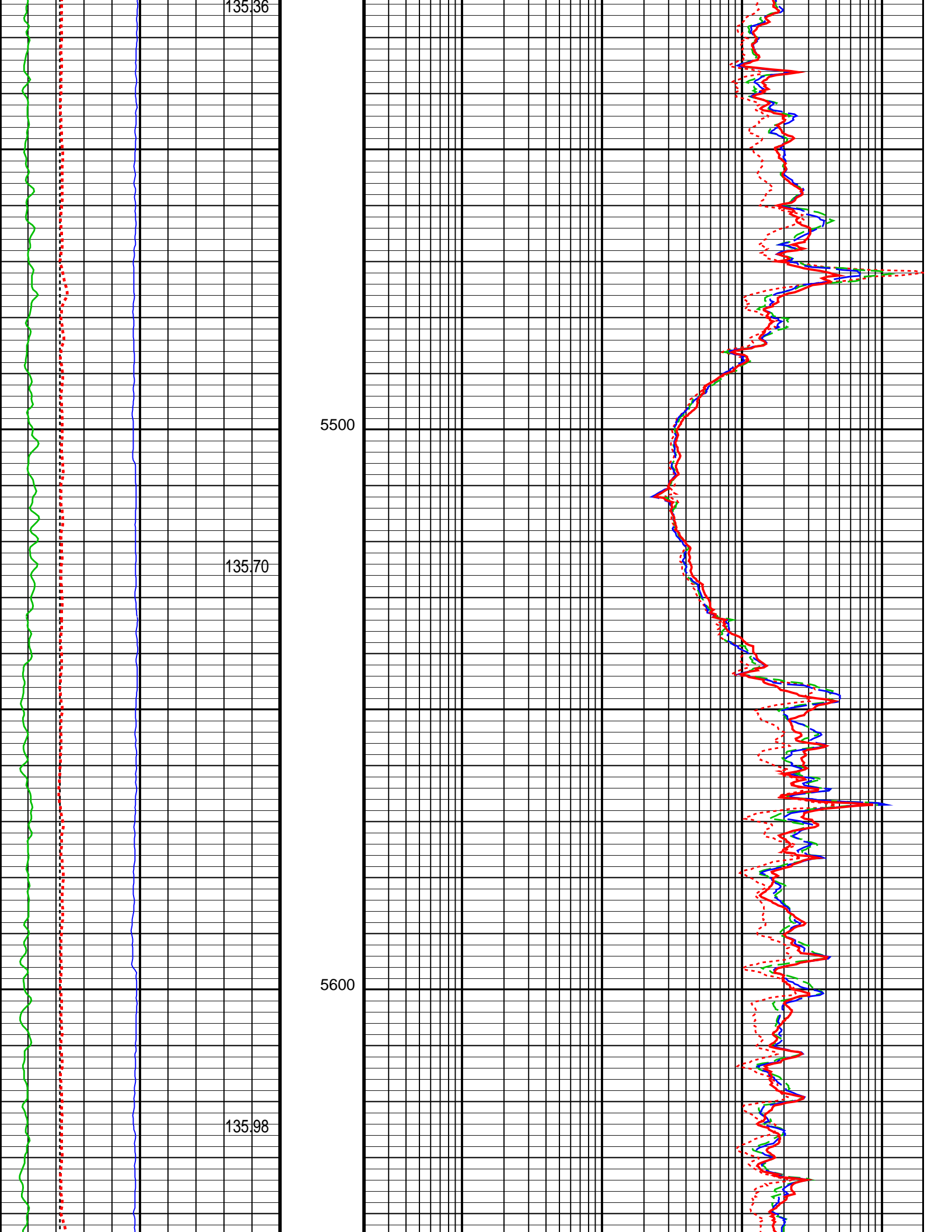
5400

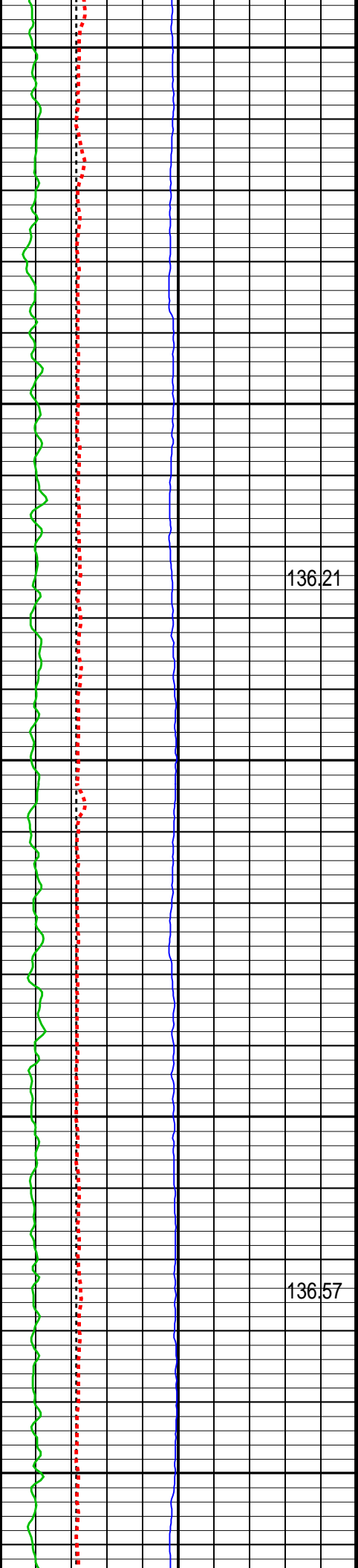
GR

RB

CALI  
BS

TBIT90  
TBIT60  
TBIT30  
TBIT20



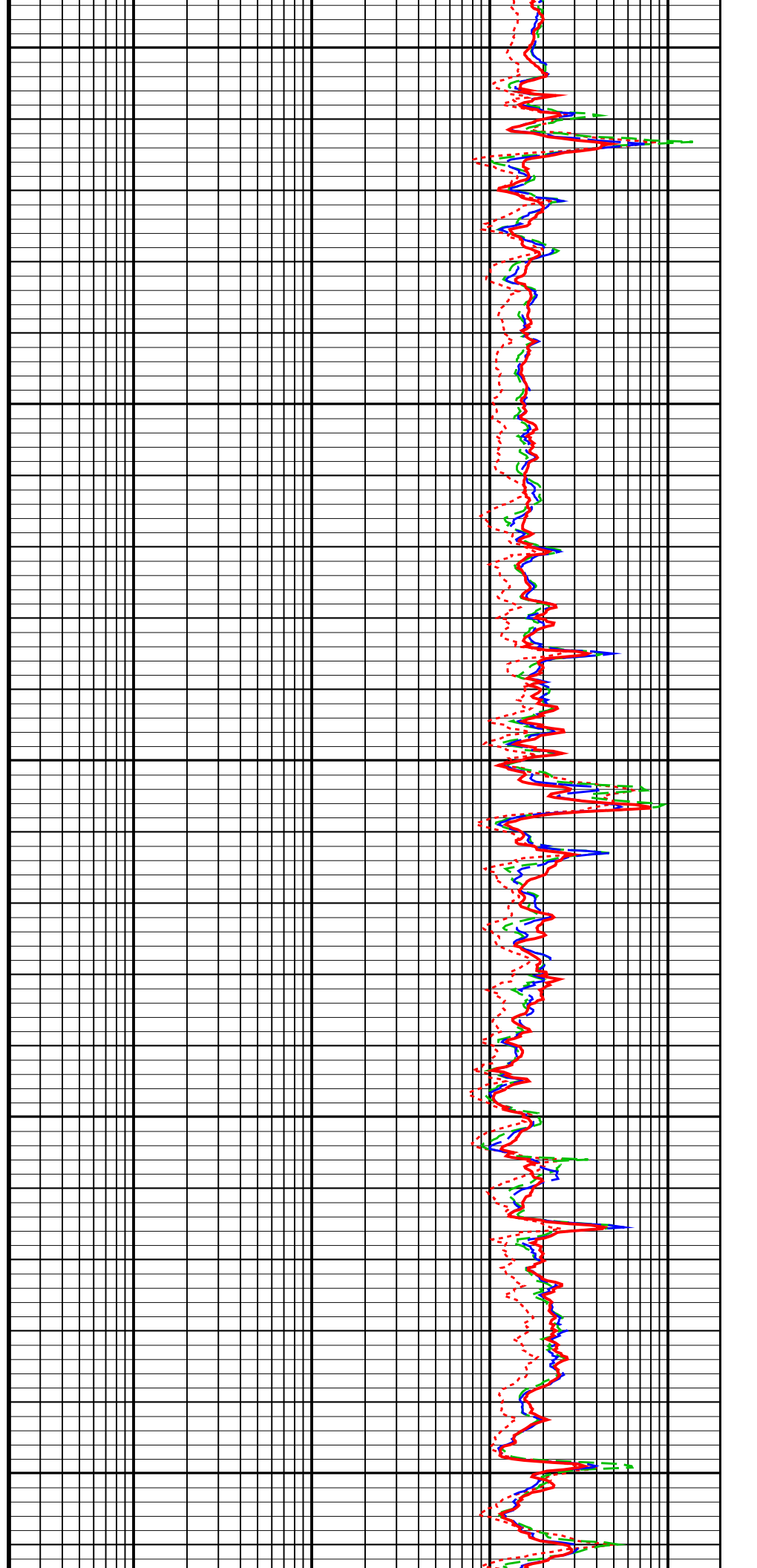


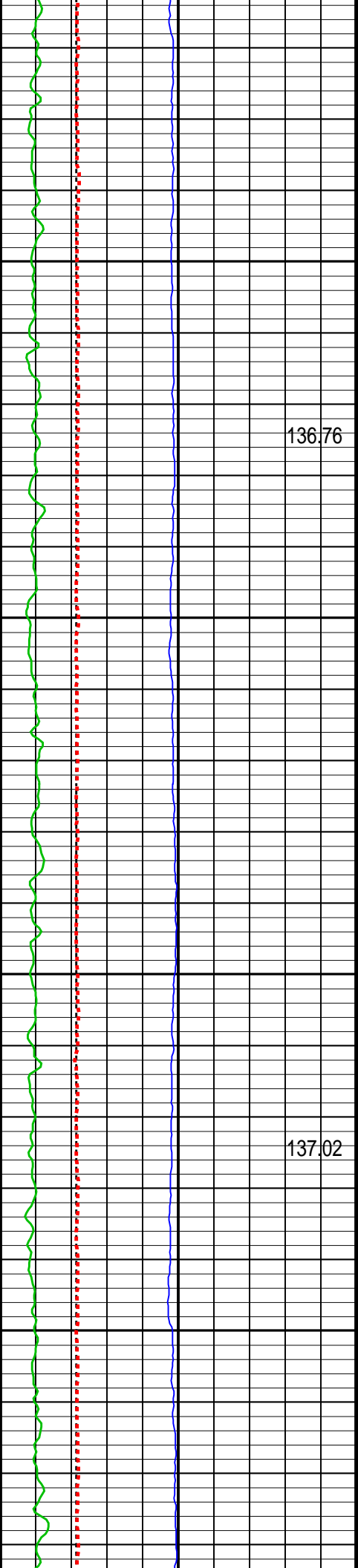
5700

136.21

5800

136.57



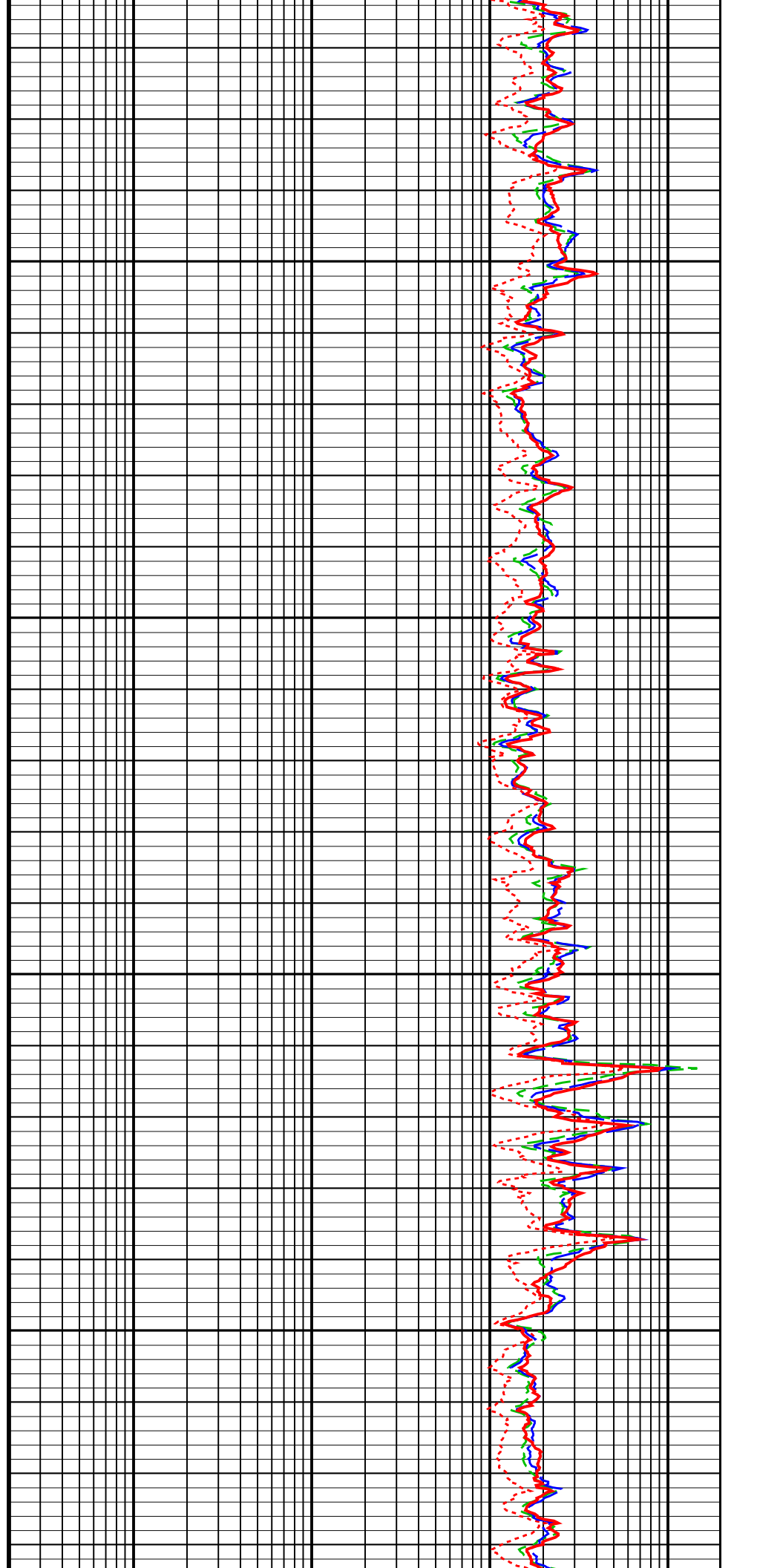


5900

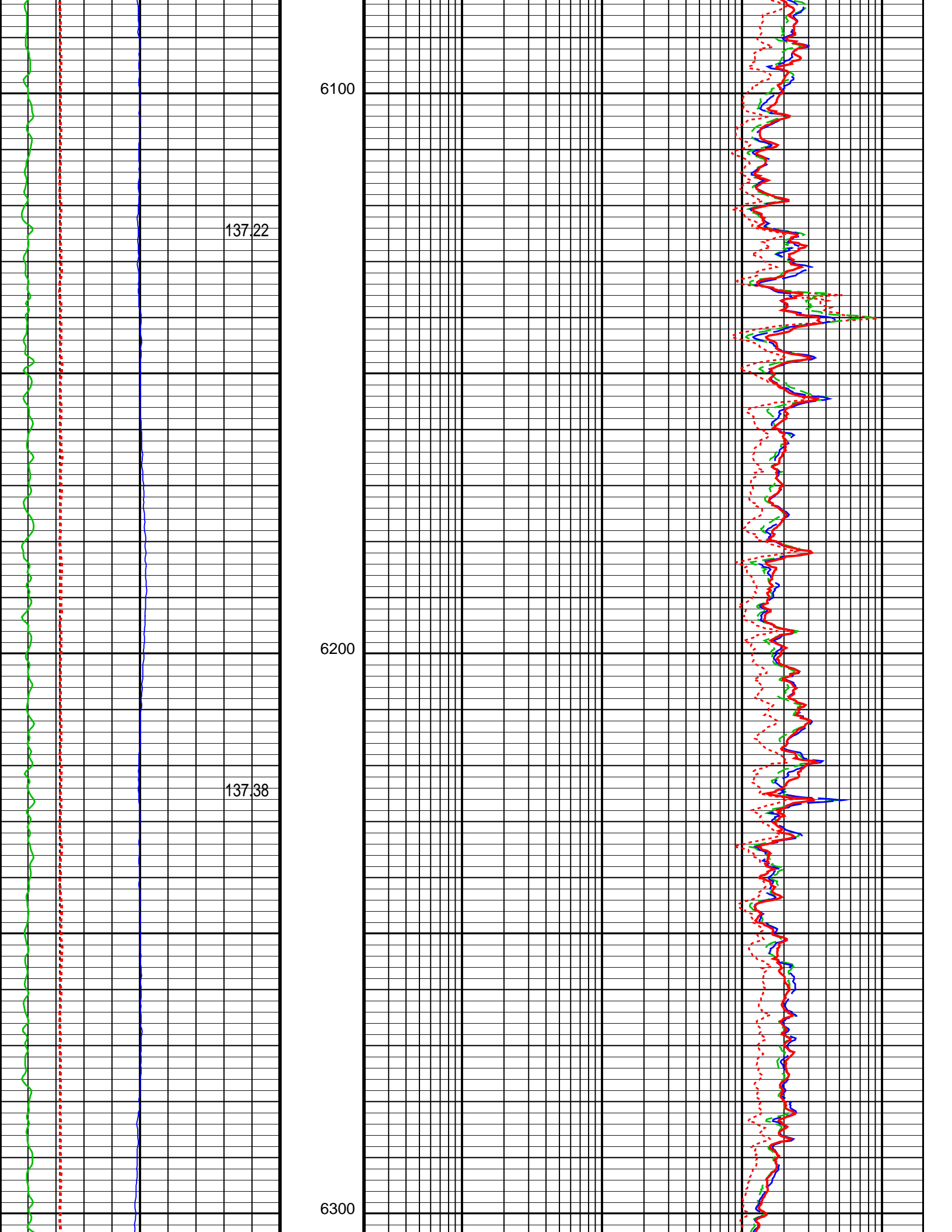
136.76

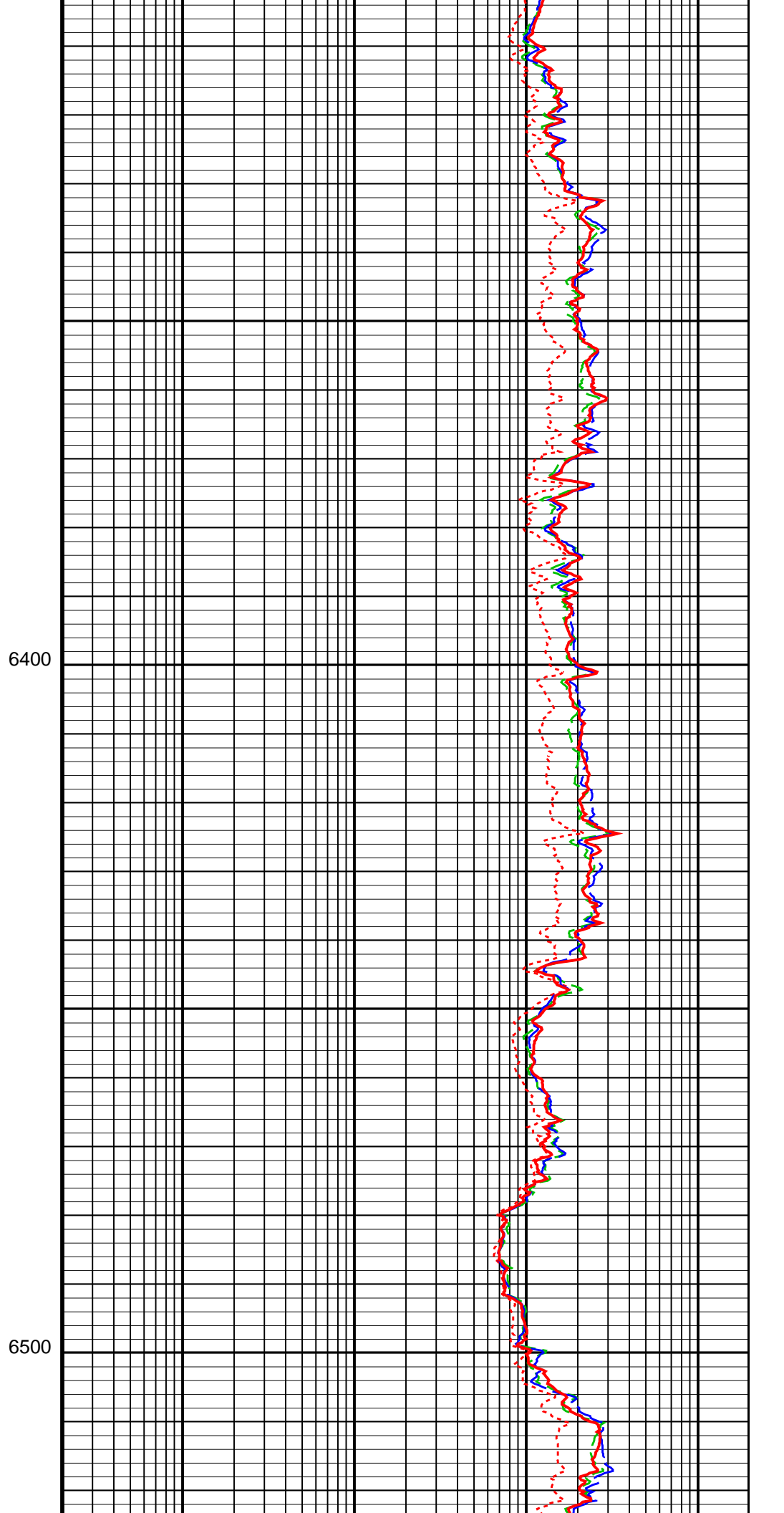
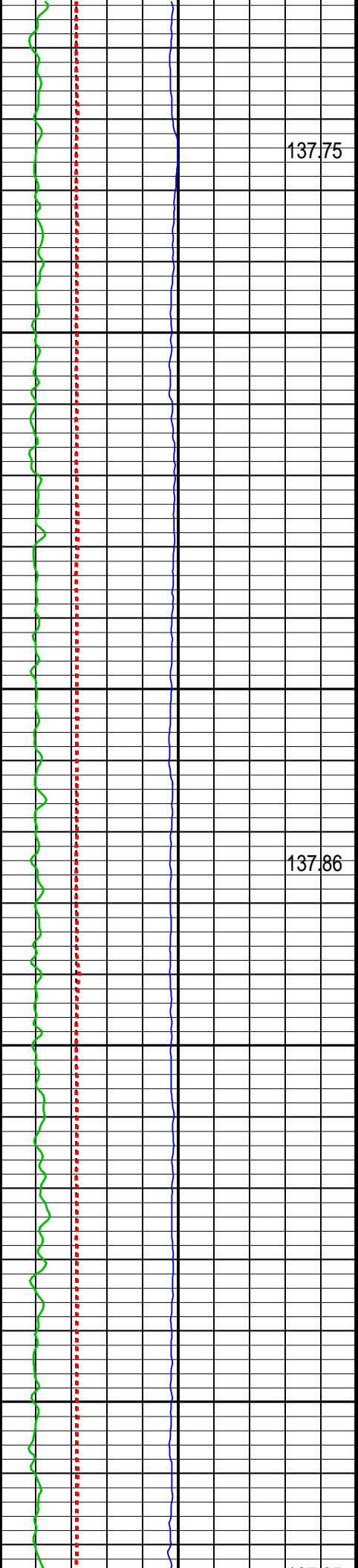
6000

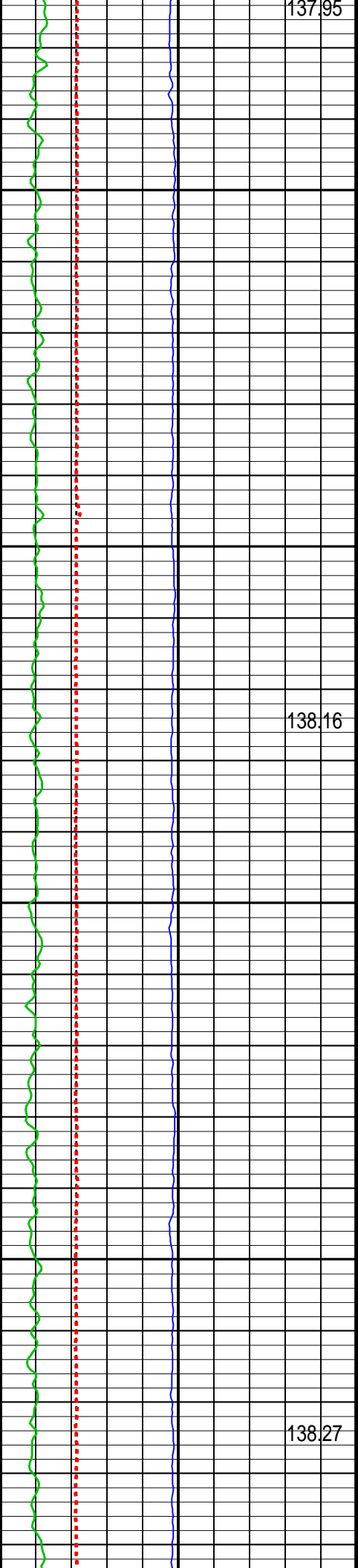
137.02





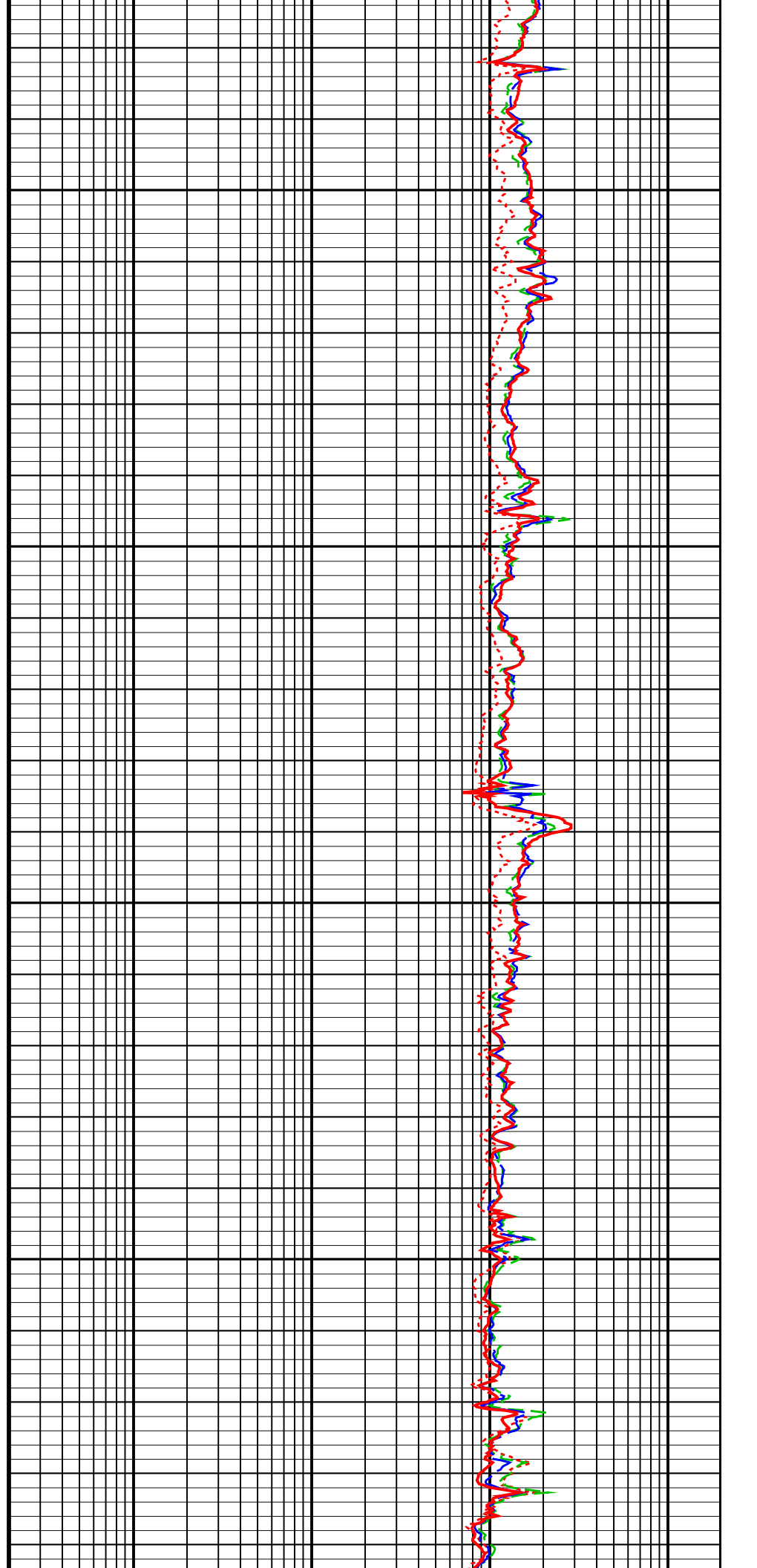


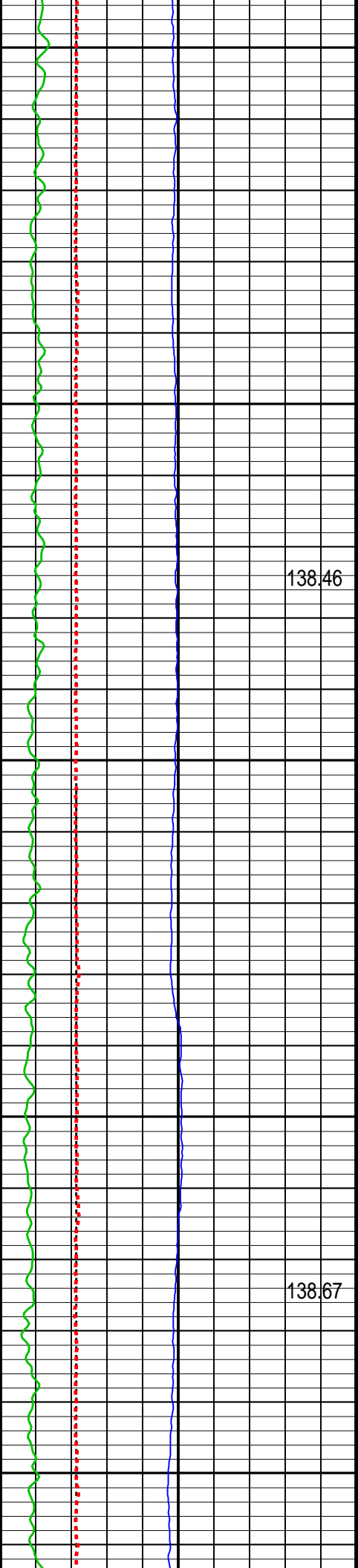




6600

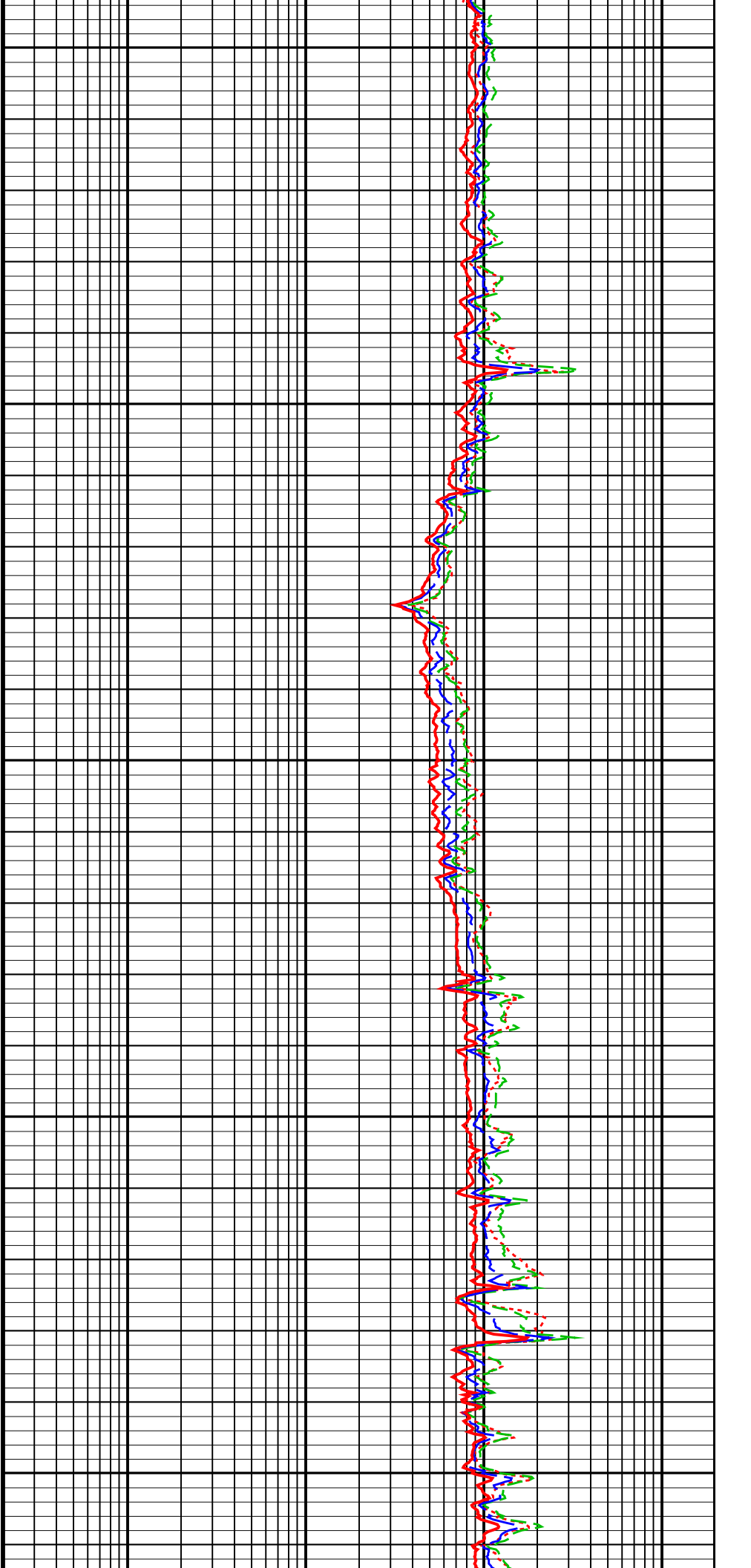
6700

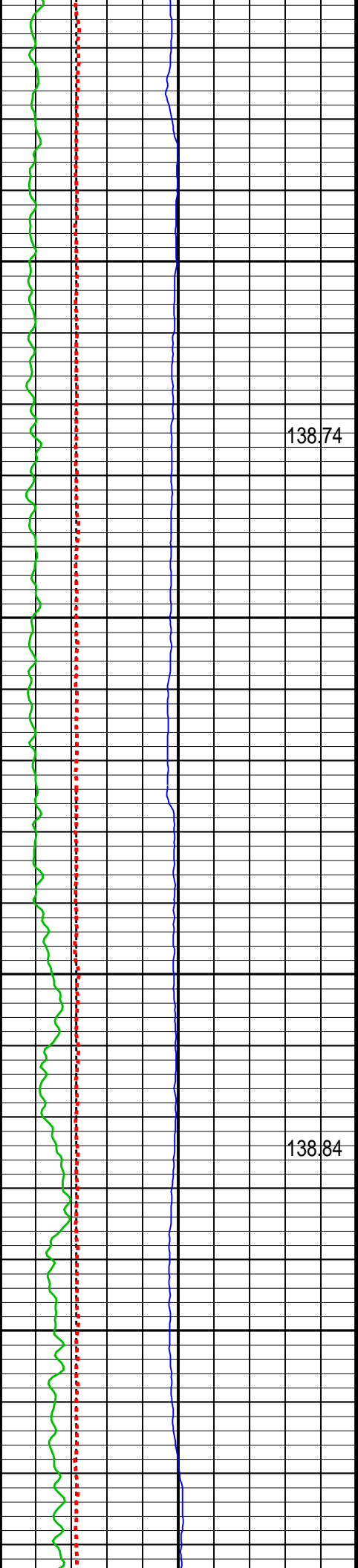




6800

6900



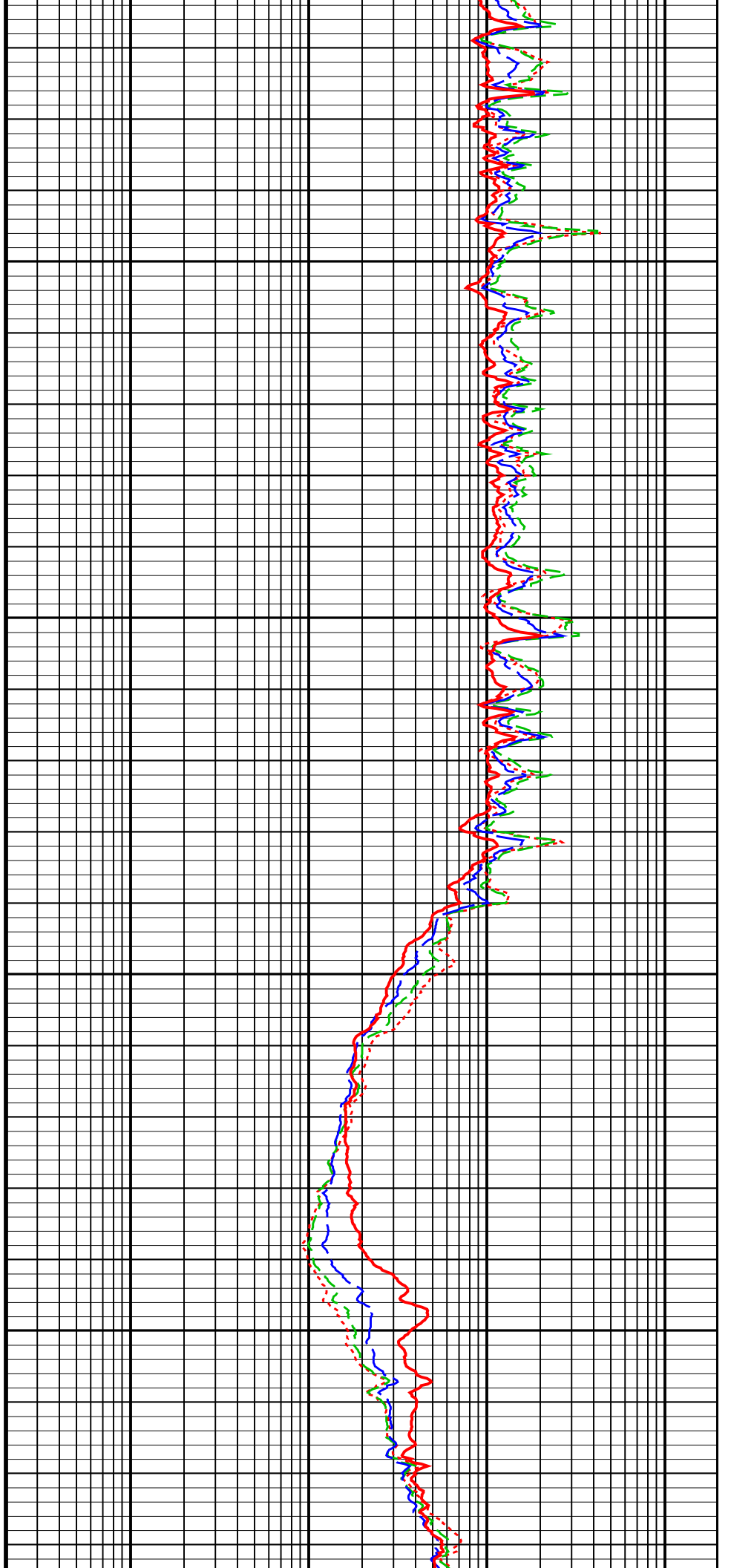


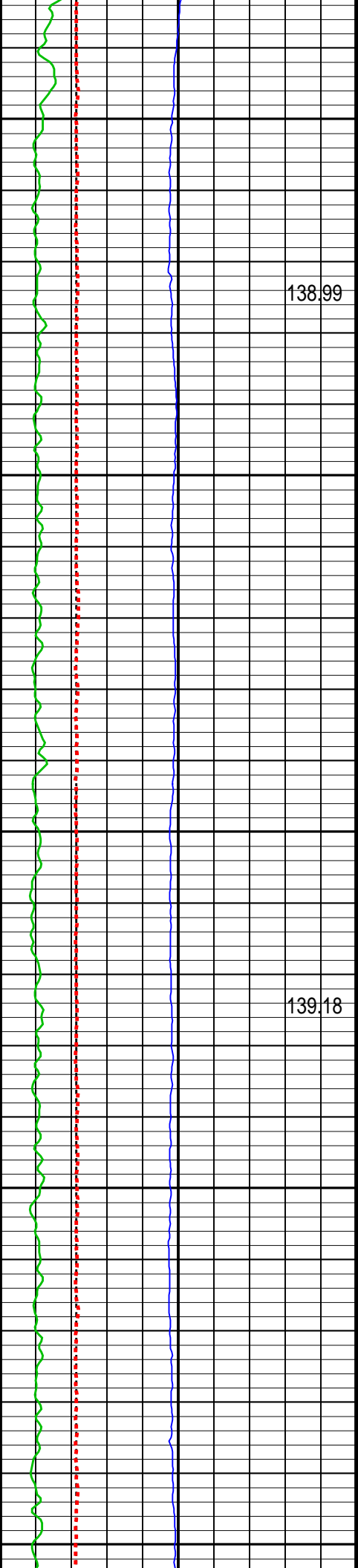
7000

138.74

7100

138.84





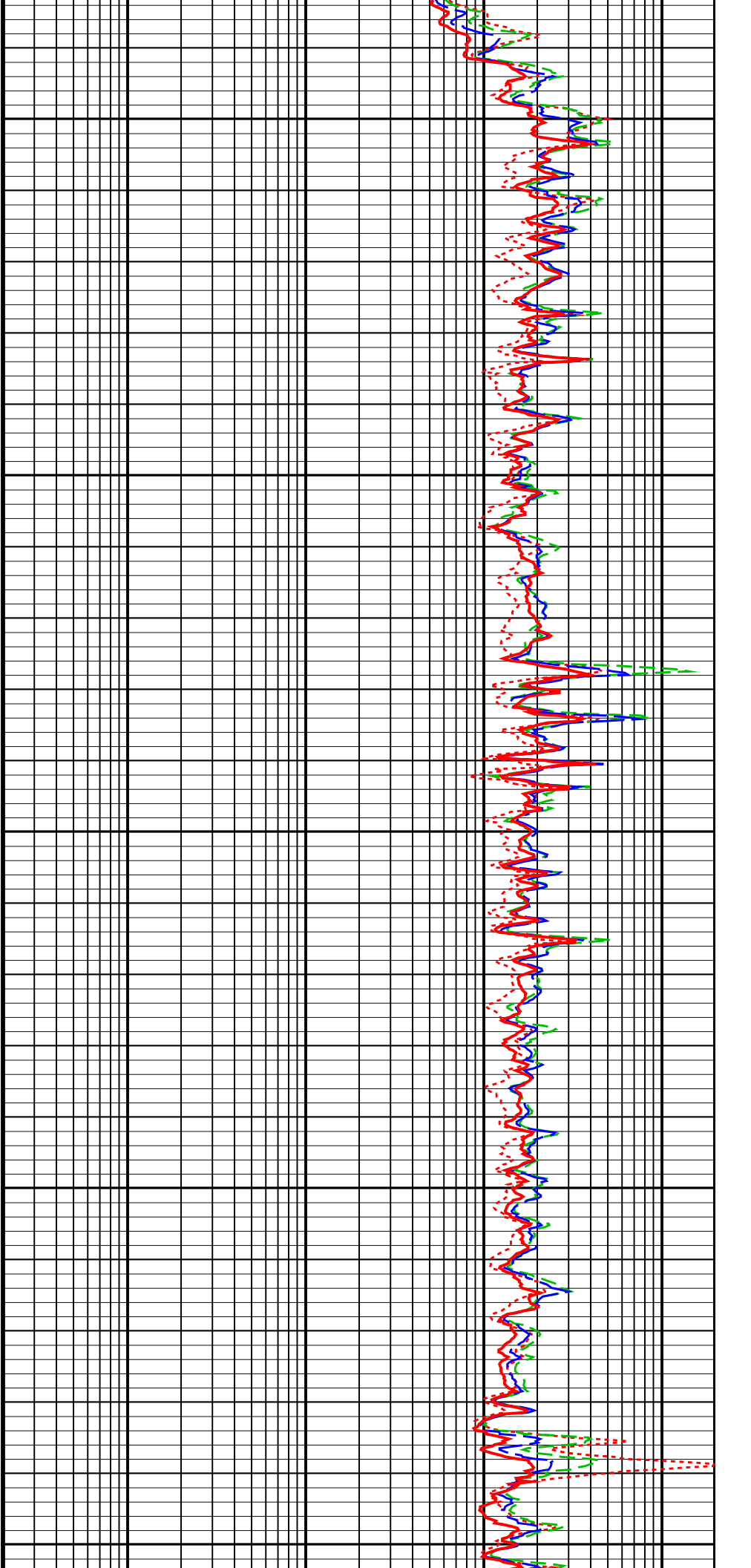
7200

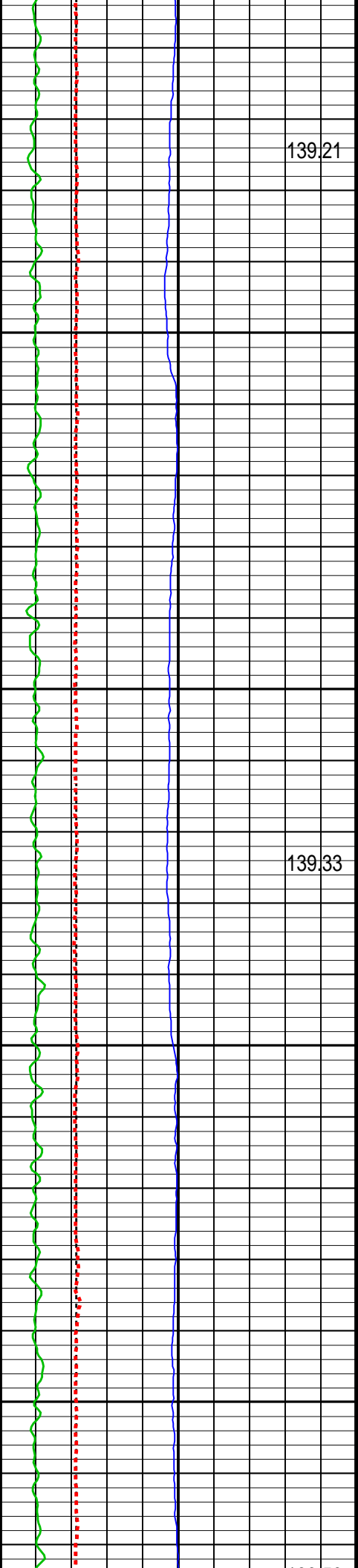
138.99

7300

139.18

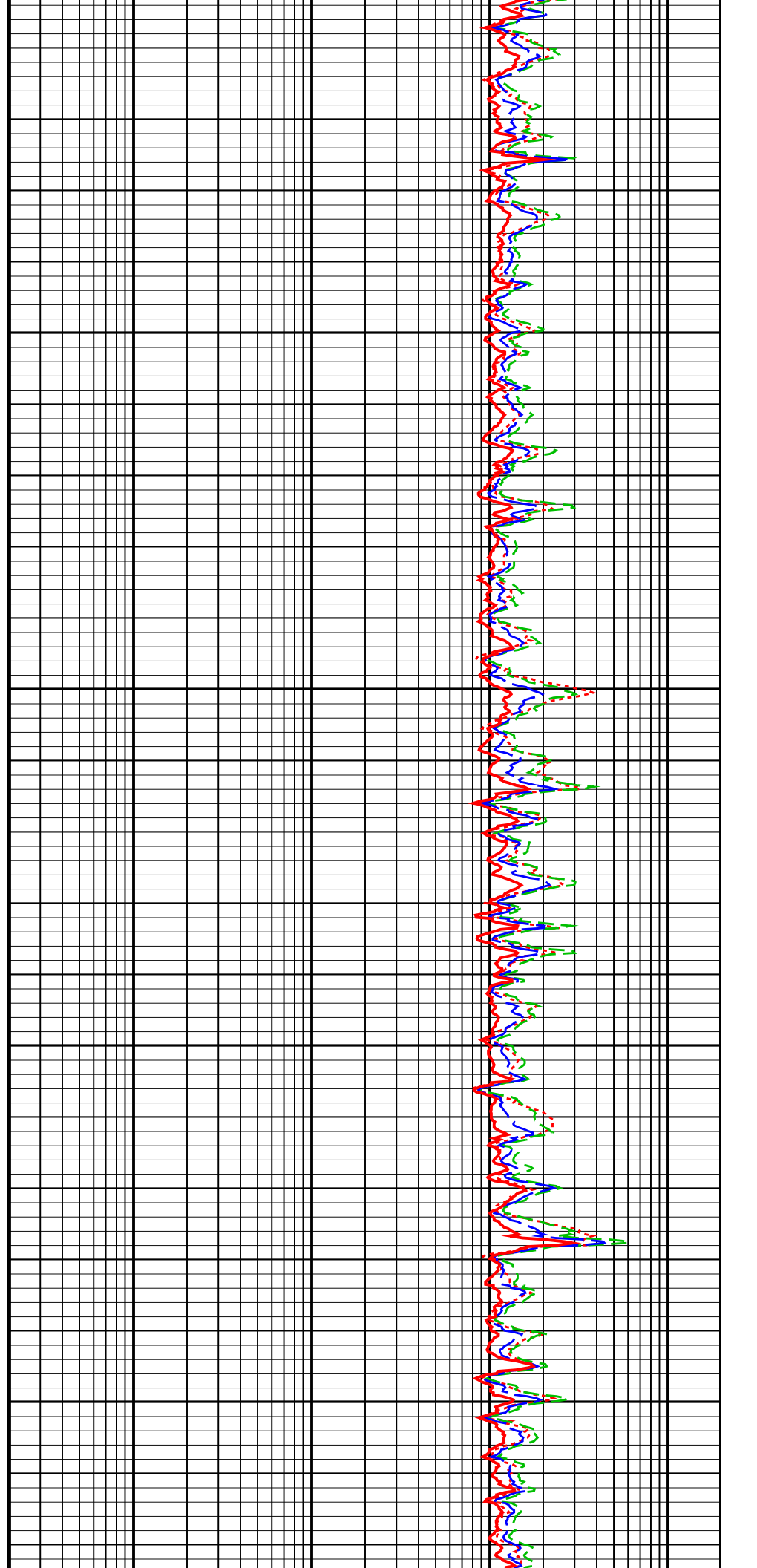
7400

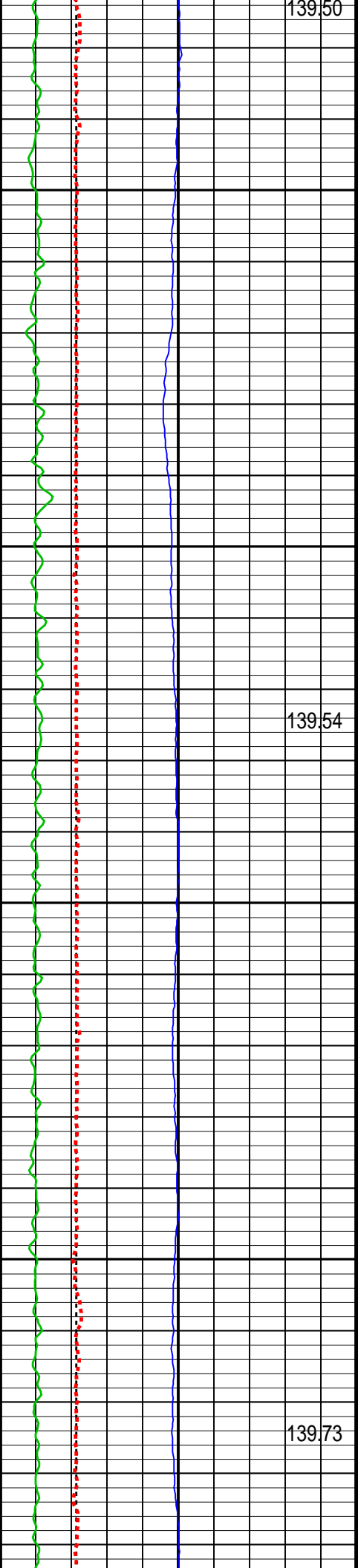




7500

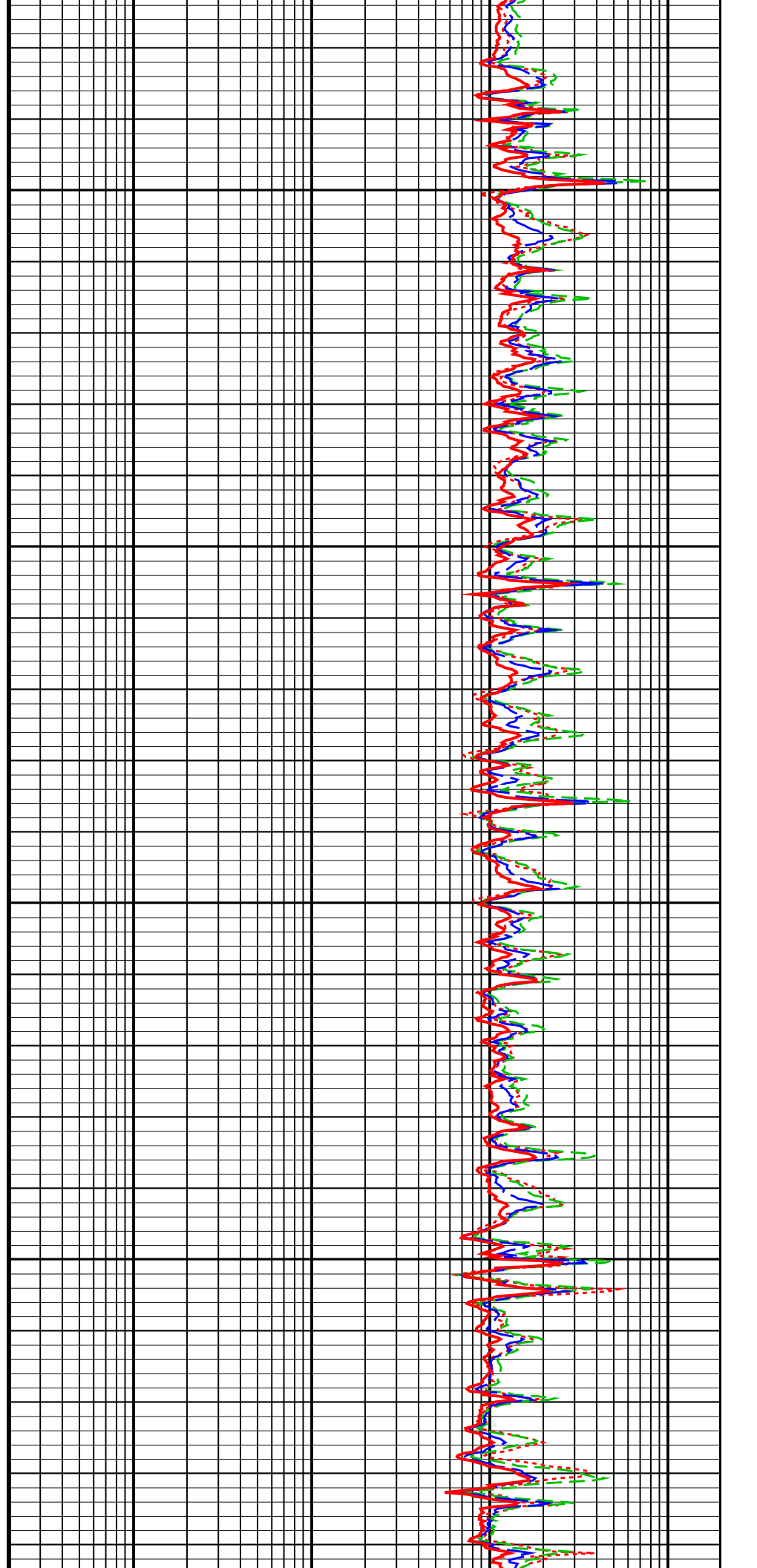
7600



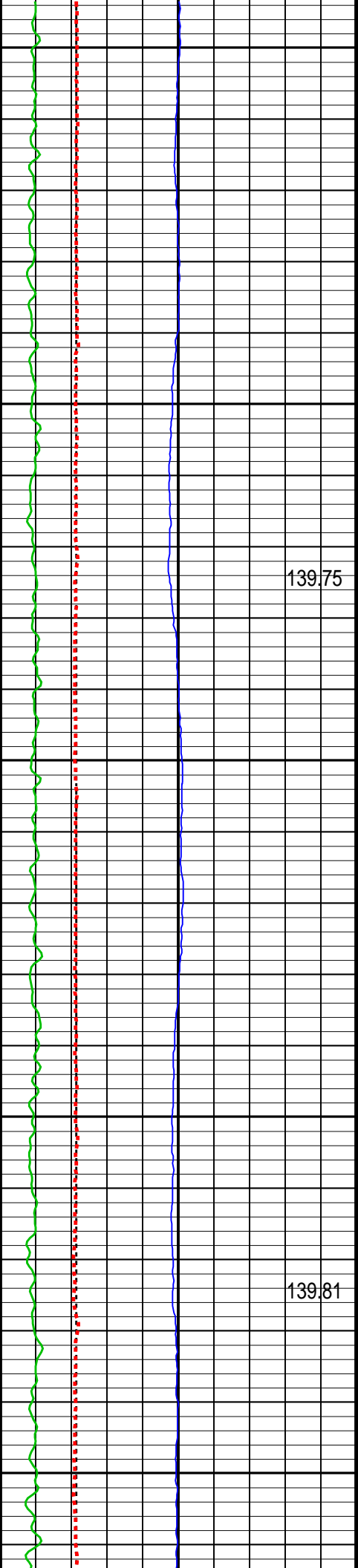


7700

7800





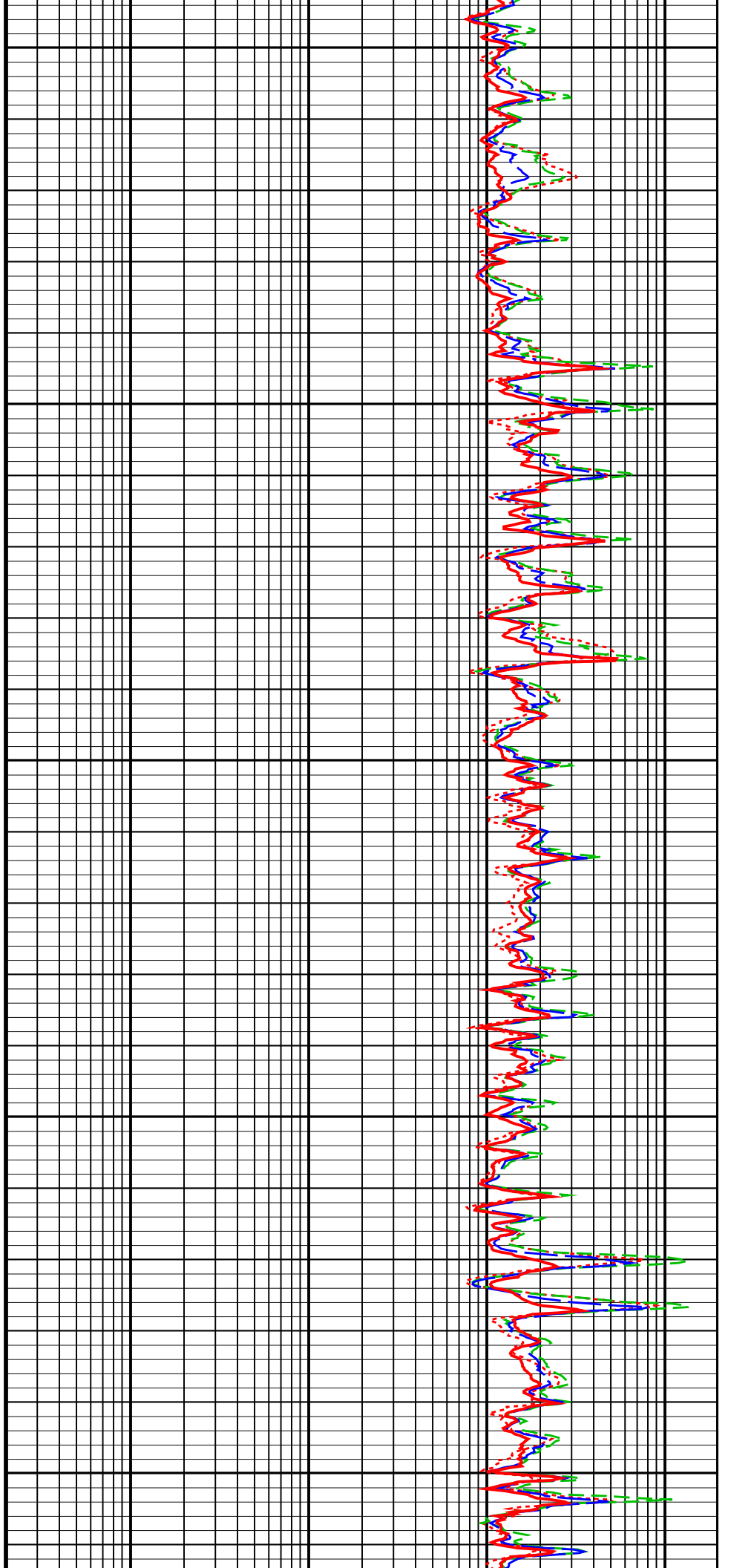


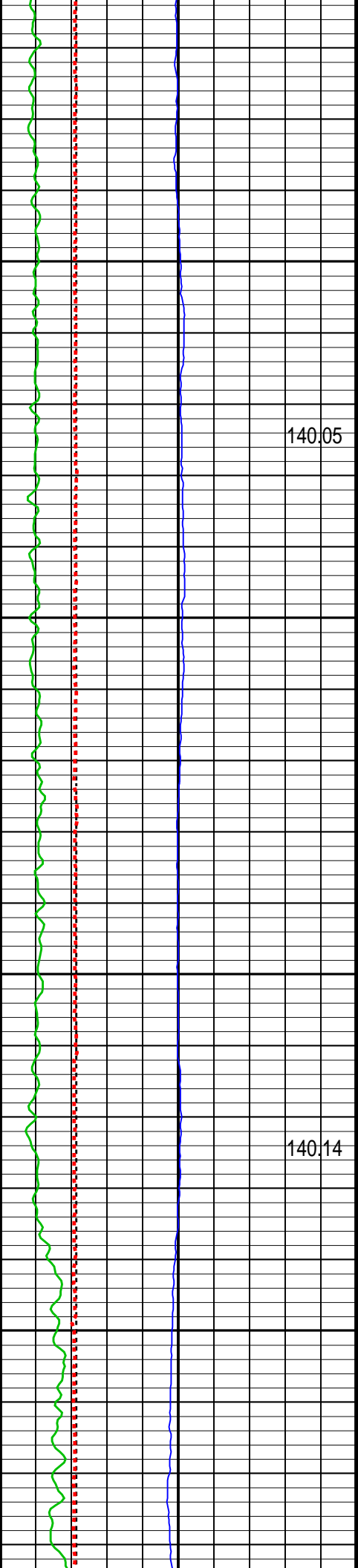
139.75

139.81

7900

8000



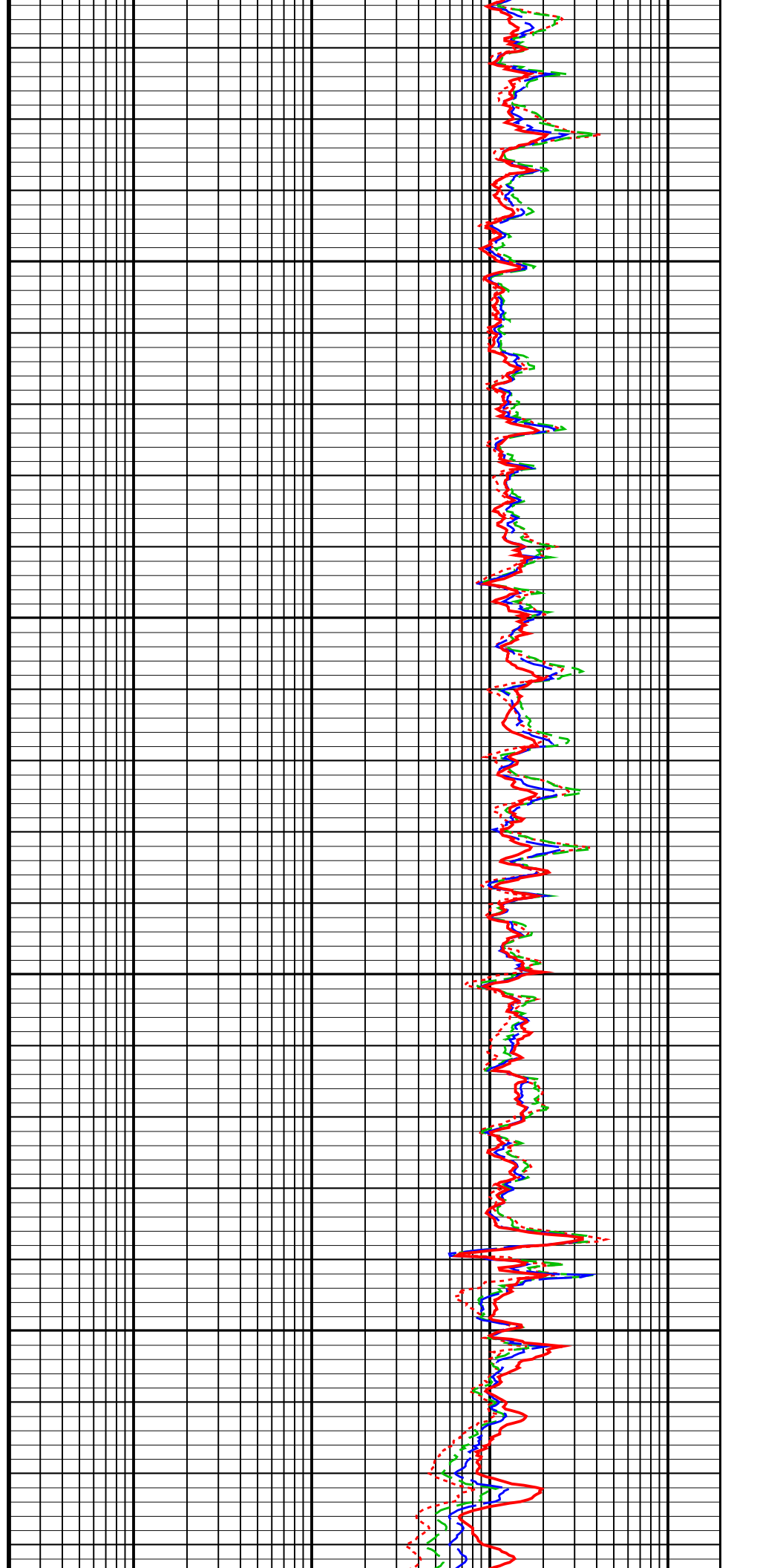


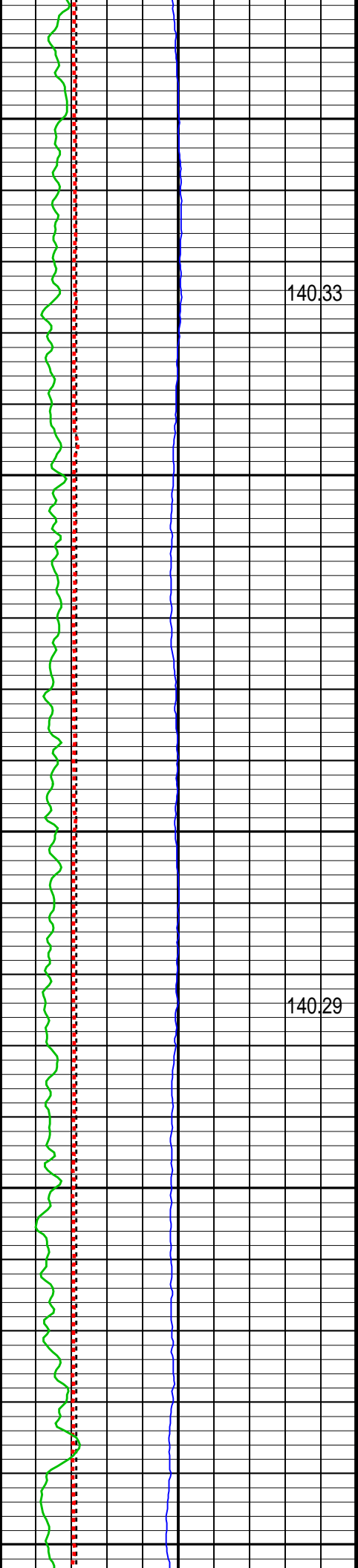
8100

140,05

8200

140,14





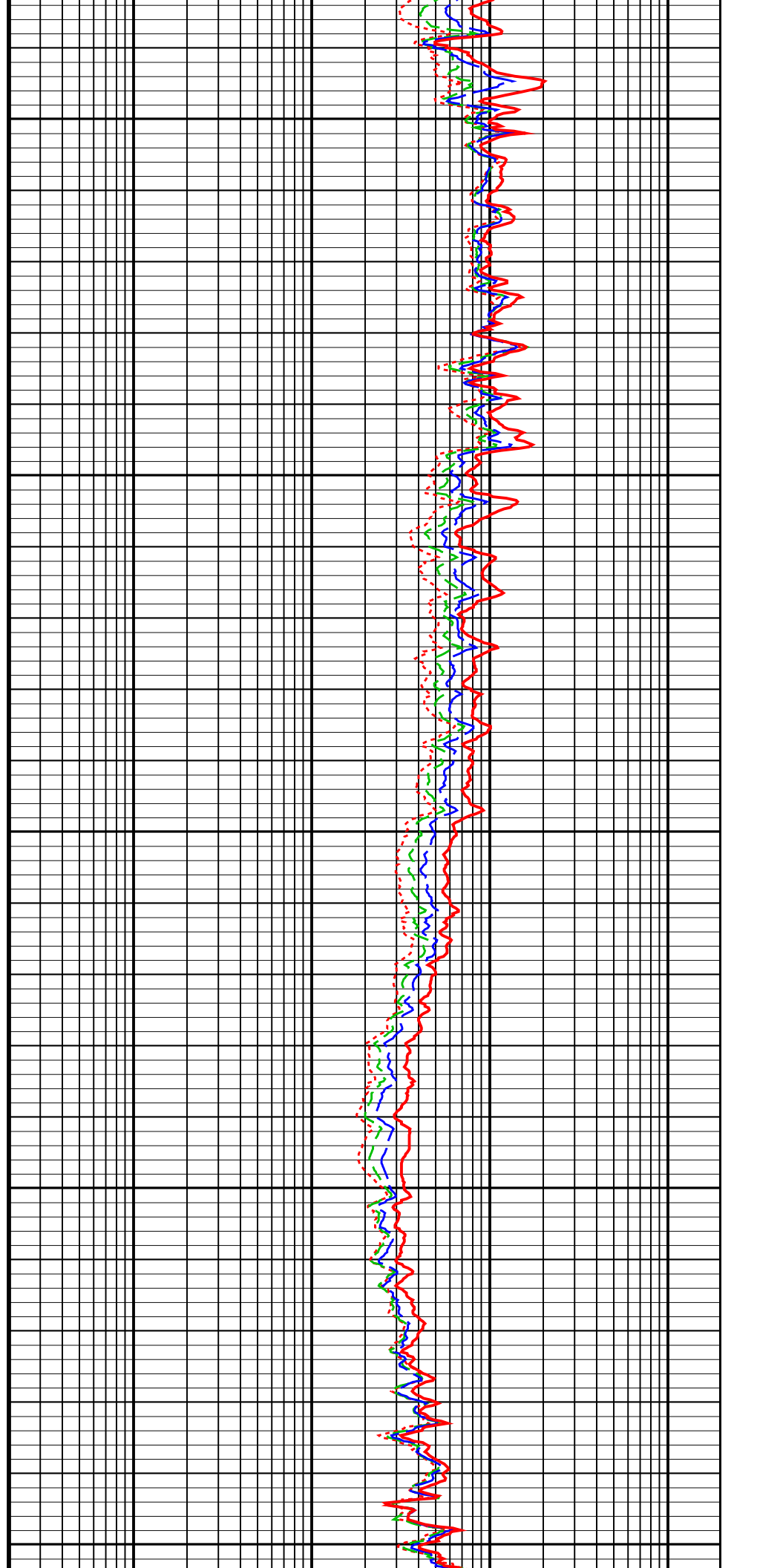
8300

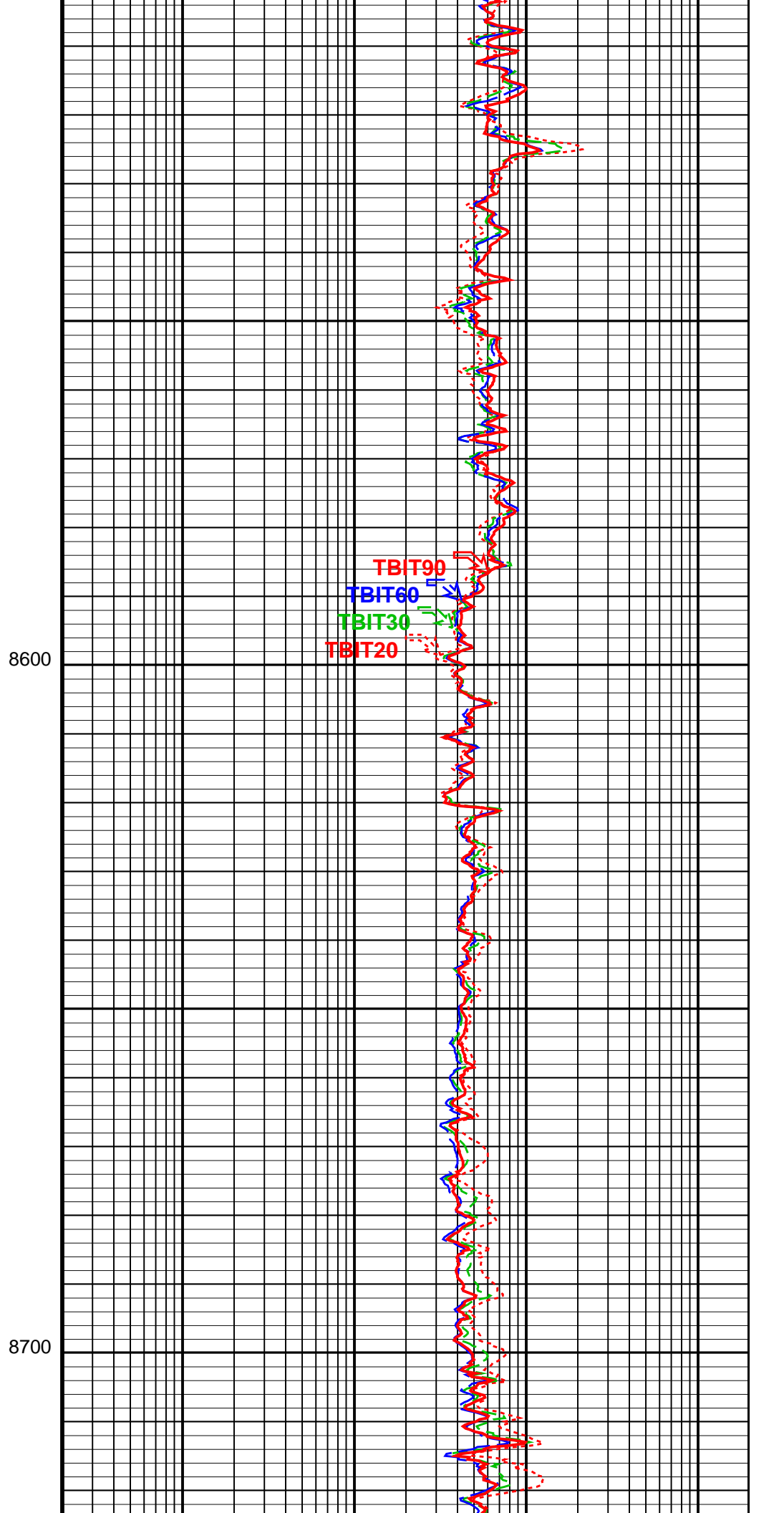
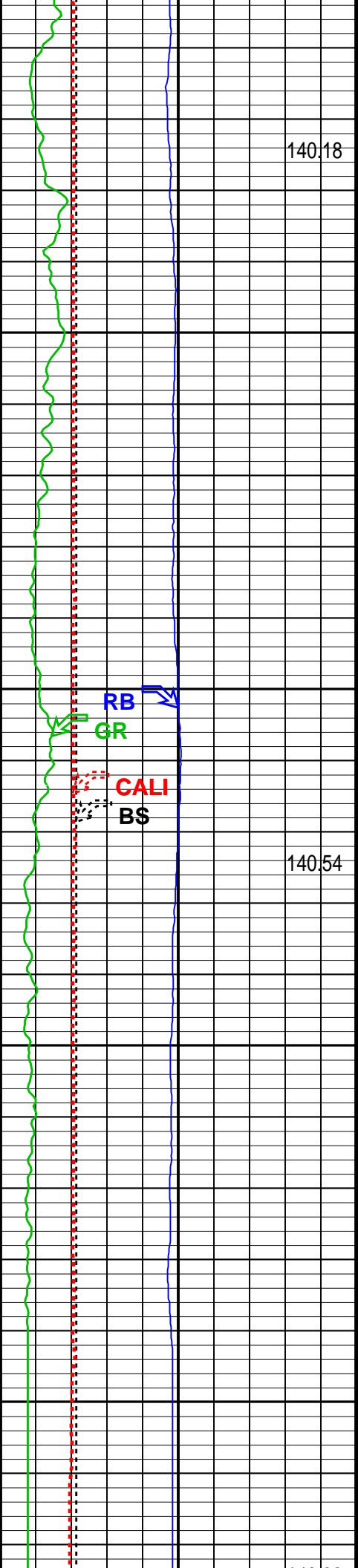
140.33

8400

140.29

8500





140.92					
<b>Relative Bearing (RB)</b>		<b>TBI 20 Inch Investigation (TBIT20)</b>			
0	(DEG)	360	0.2	(OHMM)	2000
<b>Bit Size (BS)</b>		<b>TBI 30 Inch Investigation (TBIT30)</b>			
4	(IN)	14	0.2	(OHMM)	2000
<b>Gamma Ray (GR)</b>		<b>TBI 60 Inch Investigation (TBIT60)</b>			
0	(GAPI)	150	0.2	(OHMM)	2000
<b>Caliper (CALI)</b>		<b>TBI 90 Inch Investigation (TBIT90)</b>			
4	(IN)	14	0.2	(OHMM)	2000
<b>GR TEMP (WTEP)</b>					
(DEGF)					

### Parameters

DLIS Name	Description	Value
TBT-A: ThruBit String		
MT	Mud Type (for TBN and TBI correction)	WBM
RB_OFFSET	Additional RB offset (degrees)	0.000 deg
TBI_ALGO	TBI Algorithm Selection	AIT
TBI_BHC_OP	Borehole Correction Option (for TBI)	CALIPER
TBI_CALTYP	TBI Mastercal Type	THRUBIT
TBI_REPL_ARRAY_DEST	TBI: Replace This Array	NONE
TBI_REPL_ARRAY_SOURCE	TBI: With This Array	NONE
TBI_TC_OP	Induction Temperature Correction Option	LOWER
System and Miscellaneous		
BS	Bit Size	6.125 in

Format: TB\_5INCH\_RESISTIVITY    Vertical Scale: 5" per 100'    Graphics File Created: 14-Apr-2014 14:03

### OP System Version: 19C2-270

TBT                      SRPC-5298-ThruBit\_b

#### Input DLIS Files

DEFAULT	ThruBit_014PUP	FN:13	PRODUCER	14-Apr-2014 13:54	8729.4 FT	2495.4 FT
---------	----------------	-------	----------	-------------------	-----------	-----------

#### Output DLIS Files

TBT .017	FN:16	14-Apr-2014 14:03
----------	-------	-------------------

































## CALIBRATIONS

MAXIS Field Log

#### ThruBit String / Equipment Identification

Primary Equipment:		
Induction Resistivity	TBI - A	16
Density	TBD - A	24
Gamma-Ray Logging Source	GGLS - FZ	3351
Thermal Neutron	TBN - A	27
Neutron Logging Source	NNLS - EWA	3754
Telemetry Memory GR	TMG - A	34
Battery	TBAT -	30
Battery	TBAT -	29

ThruBit String Master Calibration					
TBI Master Calibration Sonde Errors					
Freq 1, A1, R	Value	Nominal	Freq 1, A1, X	Value	Nominal
	-476.190	-457.000		79.6048	300.000
-536.000 (Minimum)	-387.000 (Maximum)		-500.000 (Minimum)	1100.00 (Maximum)	
Freq 1, A2, R	Value	Nominal	Freq 1, A2, X	Value	Nominal
	-152.960	-141.000		58.1779	320.000
-162.000 (Minimum)	-120.000 (Maximum)		-75.0000 (Minimum)	700.000 (Maximum)	
Freq 1, A3, R	Value	Nominal	Freq 1, A3, X	Value	Nominal
	-29.5675	-28.0000		16.9466	50.0000
-38.0000 (Minimum)	-18.0000 (Maximum)		-375.000 (Minimum)	475.000 (Maximum)	
Freq 1, A4, R	Value	Nominal	Freq 1, A4, X	Value	Nominal
	-16.5504	-16.0000		413.172	300.000
-24.0000 (Minimum)	-8.00000 (Maximum)		25.0000 (Minimum)	575.000 (Maximum)	
Freq 1, A5, R	Value	Nominal	Freq 1, A5, X	Value	Nominal
	-13.3646	-14.0000		131.141	150.000
-21.0000 (Minimum)	-7.00000 (Maximum)		25.0000 (Minimum)	275.000 (Maximum)	
Freq 2, A1, R	Value	Nominal	Freq 2, A1, X	Value	Nominal
	-252.623	-237.000		20.2138	150.000
-293.000 (Minimum)	-186.000 (Maximum)		-375.000 (Minimum)	675.000 (Maximum)	
Freq 2, A2, R	Value	Nominal	Freq 2, A2, X	Value	Nominal
	-99.6112	-92.0000		9.05919	160.000
-106.000 (Minimum)	-76.0000 (Maximum)		-100.000 (Minimum)	425.000 (Maximum)	
Freq 2, A3, R	Value	Nominal	Freq 2, A3, X	Value	Nominal
	-21.5980	-21.0000		-41.7665	-20.0000
-28.0000 (Minimum)	-13.0000 (Maximum)		-325.000 (Minimum)	250.000 (Maximum)	
Freq 2, A4, R	Value	Nominal	Freq 2, A4, X	Value	Nominal
	-19.1375	-20.0000		187.848	100.000
-28.0000 (Minimum)	-10.0000 (Maximum)		-75.0000 (Minimum)	275.000 (Maximum)	
Freq 2, A5, R	Value	Nominal	Freq 2, A5, X	Value	Nominal
	-18.3610	-20.0000		-8.68590	-25.0000
-27.0000 (Minimum)	-10.0000 (Maximum)		-125.000 (Minimum)	75.0000 (Maximum)	
Freq 3, A1, R	Value	Nominal	Freq 3, A1, X	Value	Nominal
	-160.286	-149.000		-59.6655	25.0000
-193.000 (Minimum)	-108.000 (Maximum)		-375.000 (Minimum)	425.000 (Maximum)	
Freq 3, A2, R	Value	Nominal	Freq 3, A2, X	Value	Nominal
	-75.9403	-70.0000		-36.4169	70.0000
-81.0000 (Minimum)	-57.0000 (Maximum)		-125.000 (Minimum)	250.000 (Maximum)	
Freq 3, A3, R	Value	Nominal	Freq 3, A3, X	Value	Nominal
	-17.3825	-17.0000		-90.3443	-90.0000
-23.0000 (Minimum)	-11.0000 (Maximum)		-300.000 (Minimum)	125.000 (Maximum)	
Freq 3, A4, R	Value	Nominal	Freq 3, A4, X	Value	Nominal
	-20.8163	-22.0000		47.8014	-50.0000
-31.0000 (Minimum)	-11.0000 (Maximum)		-200.000 (Minimum)	100.000 (Maximum)	
Freq 3, A5, R	Value	Nominal	Freq 3, A5, X	Value	Nominal
	-21.1966	-22.0000		-110.333	-110.000
-32.0000 (Minimum)	-11.0000 (Maximum)		-250.000 (Minimum)	-25.0000 (Maximum)	

(Minimum)	(Nominal)	(Maximum)		(Minimum)	(Nominal)	(Maximum)	
Freq 4, A1, R			Value	Nominal	Freq 4, A1, X		
			-88.9892	-80.0000			
-108.0000	(Nominal)	-54.0000	(Maximum)	-450.0000	(Nominal)	75.0000	(Maximum)
Freq 4, A2, R			Value	Nominal	Freq 4, A2, X		
			-55.0070	-50.0000			
-60.0000	(Nominal)	-41.0000	(Maximum)	-200.0000	(Nominal)	50.0000	(Maximum)
Freq 4, A3, R			Value	Nominal	Freq 4, A3, X		
			-14.0378	-14.0000			
-19.0000	(Nominal)	-8.00000	(Maximum)	-350.0000	(Nominal)	-25.00000	(Maximum)
Freq 4, A4, R			Value	Nominal	Freq 4, A4, X		
			-23.8128	-25.0000			
-37.0000	(Nominal)	-11.0000	(Maximum)	-400.0000	(Nominal)	-75.0000	(Maximum)
Freq 4, A5, R			Value	Nominal	Freq 4, A5, X		
			-26.8619	-28.0000			
-43.0000	(Nominal)	-12.0000	(Maximum)	-475.0000	(Nominal)	-125.000	(Maximum)

Master: 18-Mar-2014 9:22

ThruBit String Master Calibration							
TBI Master Calibration COMPLEX GAINS							
Freq 1, R			Value	Nominal	Freq 1, X		
			0.9953	1.000			
			0.9921	1.000			
			0.9959	1.000			
			0.9898	1.000			
			0.9967	1.000			
0.9500	(Nominal)	1.050	(Maximum)		-0.05000	(Nominal)	0.05000
(Minimum)				(Minimum)		(Maximum)	
Freq 2, R			Value	Nominal	Freq 2, X		
			0.9890	1.000			
			0.9855	1.000			
			0.9836	1.000			
			0.9842	1.000			
			0.9918	1.000			
0.9500	(Nominal)	1.050	(Maximum)		-0.05000	(Nominal)	0.05000
(Minimum)				(Minimum)		(Maximum)	
Freq 3, R			Value	Nominal	Freq 3, X		
			0.9981	1.000			
			0.9952	1.000			
			0.9930	1.000			
			0.9930	1.000			
			1.004	1.000			
0.9500	(Nominal)	1.050	(Maximum)		-0.05000	(Nominal)	0.05000
(Minimum)				(Minimum)		(Maximum)	
Freq 4, R			Value	Nominal	Freq 4, X		
			0.9919	1.000			
			0.9884	1.000			
			0.9883	1.000			
			0.9870	1.000			
			1.007	1.000			
0.9300	(Nominal)	1.070	(Maximum)		-0.05000	(Nominal)	0.05000
(Minimum)				(Minimum)		(Maximum)	

ThruBit String Master Calibration								
TBD Caliper Master Calibration								
Caliper 12in Ring IN	Value	Nominal	Caliper 9in Ring IN	Value	Nominal	Caliper 6in Ring IN	Value	Nominal
	1896.4	1949.8		2056.1	2096.7		2210.8	2285.7
1799.8 (Minimum)	2099.8 (Maximum)		1946.7 (Minimum)	2246.7 (Maximum)		2135.7 (Minimum)	2435.7 (Maximum)	

Master: 15-Mar-2014 16:25

ThruBit String Master Calibration					
TBD Density Master Calibration. PEEK Window, ThruBit blocks					
Aluminium Density G/C3	Value	Nominal	Magnesium Density G/C3	Value	Nominal
	2.607	2.607		1.752	1.752
2.557 (Minimum)	2.657 (Maximum)		1.702 (Minimum)	1.802 (Maximum)	
LS1 Background CPS	Value	Nominal	SS1 Background CPS	Value	Nominal
	140.87	140.00		156.41	140.00
100.00 (Minimum)	187.00 (Maximum)		100.00 (Minimum)	185.00 (Maximum)	
LS4 Background CPS	Value	Nominal	SS1 Aluminium CPS	Value	Nominal
	30.48	29.00		4234.44	4850.00
20.00 (Minimum)	38.00 (Maximum)		4076.00 (Minimum)	5613.00 (Maximum)	
LS1 Aluminium CPS	Value	Nominal	SS1 Magnesium CPS	Value	Nominal
	831.41	870.00		6996.90	8000.00
750.00 (Minimum)	982.00 (Maximum)		6695.00 (Minimum)	9269.00 (Maximum)	
LS4 Aluminium CPS	Value	Nominal			
	967.84	955.00			
796.00 (Minimum)	1169.0 (Maximum)				
LS1 Al + Sleeve CPS	Value	Nominal			
	748.66	725.00			
650.00 (Minimum)	838.00 (Maximum)				
LS4 Al + Sleeve CPS	Value	Nominal			
	479.98	426.50			
382.00 (Minimum)	638.00 (Maximum)				
LS1 Magnesium CPS	Value	Nominal			
	5379.44	5800.00			
5158.00 (Minimum)	6486.00 (Maximum)				
SS Slope	Value	Nominal			
	1.634	1.645			
1.520 (Minimum)	1.770 (Maximum)				
LS Slope	Value	Nominal			
	0.4188	0.4150			
0.3800 (Minimum)	0.4500 (Maximum)				
Pef K Factor	Value	Nominal			
	4.924	4.840			
3.510 (Minimum)	6.170 (Maximum)				
Pef B Factor	Value	Nominal			
	-0.6690	-0.5550			
-0.7000 (Minimum)	-0.4100 (Maximum)				

Master: 15-Mar-2014 16:18

ThruBit String Master Calibration					
Thermal Neutron Master Calibration					
TNE Background CPS	Value	Nominal	TNN Background CPS	Value	Nominal



0 (Minimum)	2.0 (Maximum)	0.31	1.0	0 (Minimum)	2.0 (Maximum)	0.24	1.0
TNF, Tank CPS		Value	Nominal	TNN, Tank CPS		Value	Nominal
25.00 (Minimum)	200.0 (Maximum)	70.73	96.00	750.00 (Minimum)	5700.0 (Maximum)	2047.1	2860.0
TNF, Tank + AI Sleeve CPS		Value	Nominal	TNN, Tank + AI Sleeve CPS		Value	Nominal
727.00 (Minimum)	6080.0 (Maximum)	2336.5	3040.0	8000.00 (Minimum)	64700.0 (Maximum)	24102.3	32350.0
Tank + AI Sleeve Ratio		Value	Nominal	Tank + AI Sleeve Porosity PU		Value	Nominal
10.300 (Minimum)	11.300 (Maximum)	11.034	10.797	13.40 (Minimum)	15.40 (Maximum)	14.46	14.40
Tank, Ratio		Value	Nominal	Tank, Temperature DEG F		Value	Nominal
28.000 (Minimum)	34.000 (Maximum)	28.942	30.958	20.0 (Minimum)	120 (Maximum)	59.3	70.0

Master: 19-Mar-2014 14:34

ThruBit String Master Calibration					
TMG Accelerometer Calibration					
Minimum Ax, m/s <sup>2</sup>		Value	Nominal	Maximum Ax, m/s <sup>2</sup>	
NOT DONE		N/A	-9.810	NOT DONE	
-10.81 (Minimum)	-8.810 (Maximum)			8.810 (Minimum)	10.81 (Maximum)
Minimum Ay, m/s <sup>2</sup>		Value	Nominal	Maximum Ay, m/s <sup>2</sup>	
NOT DONE		N/A	-9.810	NOT DONE	
-10.81 (Minimum)	-8.810 (Maximum)			8.810 (Minimum)	10.81 (Maximum)
Minimum Az, m/s <sup>2</sup>		Value	Nominal	Maximum Az, m/s <sup>2</sup>	
NOT DONE		N/A	0	NOT DONE	
-1.000 (Minimum)	1.000 (Maximum)			8.810 (Minimum)	10.81 (Maximum)
RB Offset, degrees		Value	Nominal		
-360.0 (Minimum)		-17.00	0		
360.0 (Maximum)					

Master: Calibration not done

ThruBit String Master Calibration					
TMG Gamma-Ray Calibration					
GR Background GAPI		Value	Nominal	GR Jig-Background GAPI	
27.52		30.00		161.6	
0 (Minimum)	120.0 (Maximum)			130.2 (Minimum)	195.2 (Maximum)

Master: 19-Mar-2014 15:22

Company: **SANDRIDGE ENERGY**

Well: **MARIE 3306 2-26H**  
Field: **STOHRVILLE**



ARRAY INDUCTION  
 GAMMA RAY  
 MEMORY LOG



MAIN PASS

MAXIS Field Log

Company: SANDRIDGE ENERGY Well: MARIE 3306 2-26H

Input DLIS Files

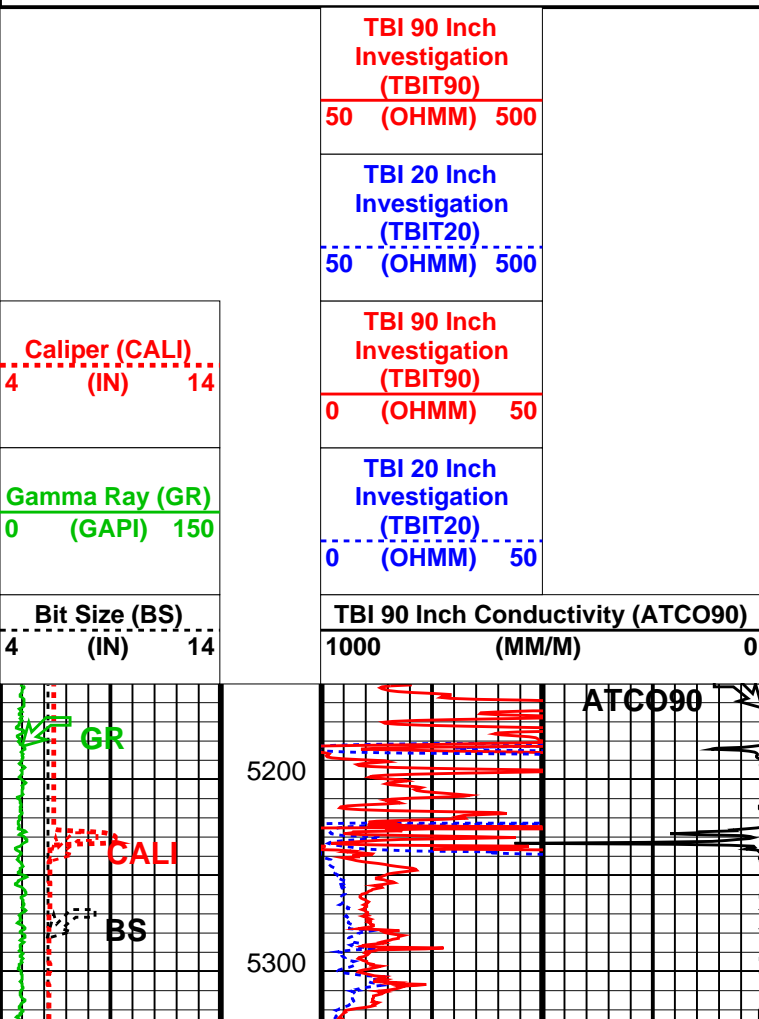
DEFAULT ThruBit\_014PUP FN:13 PRODUCER 14-Apr-2014 13:54 8729.4 FT 2495.4 FT

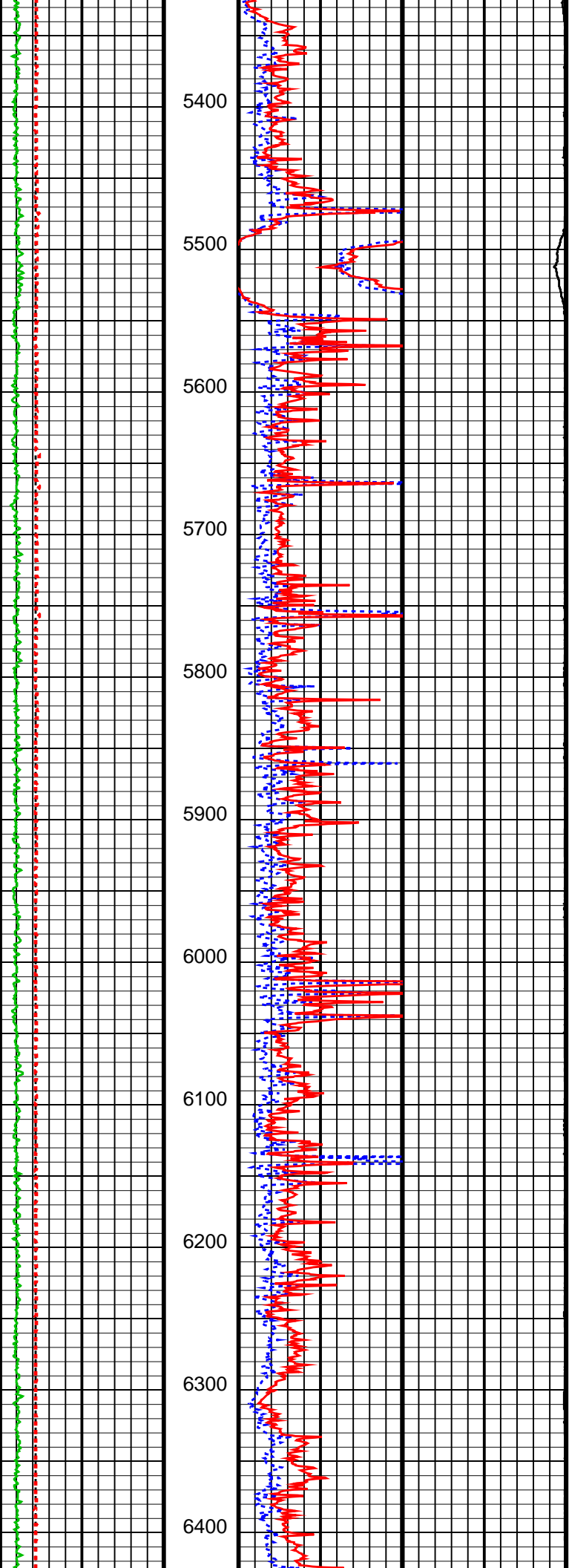
Output DLIS Files

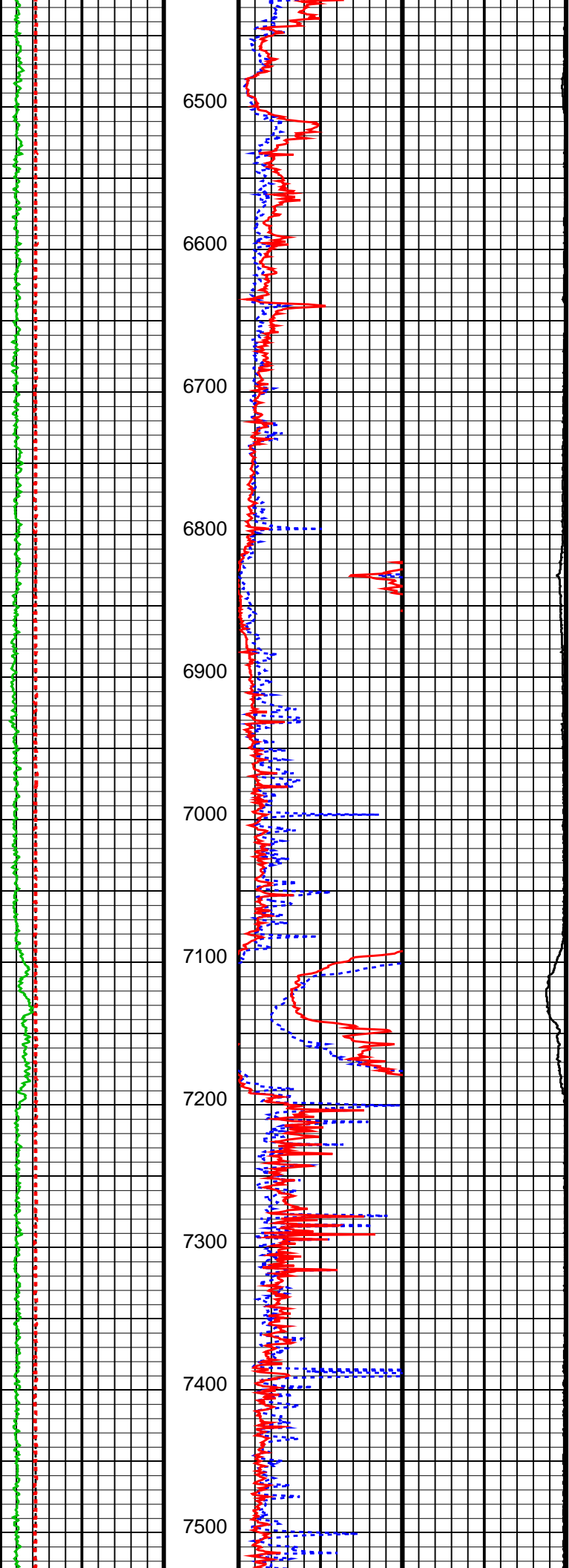
TBT .017 FN:16 14-Apr-2014 14:03 8729.4 FT 5144.4 FT

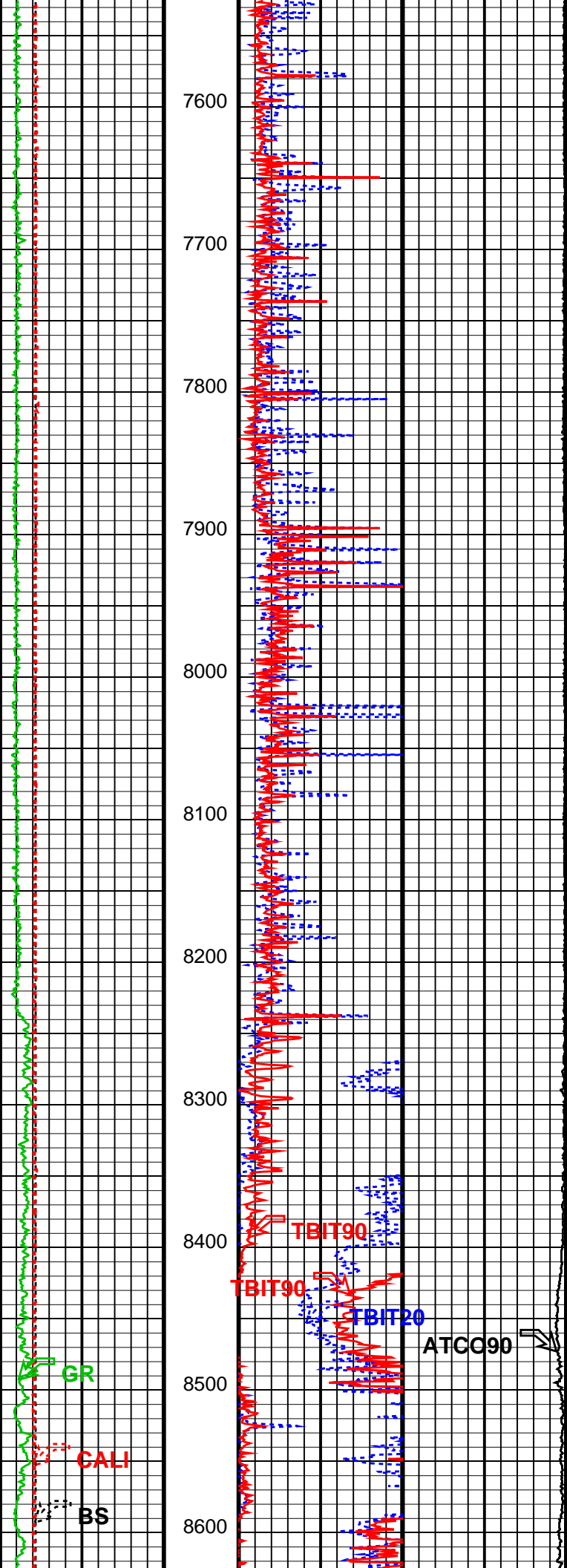
OP System Version: 19C2-270

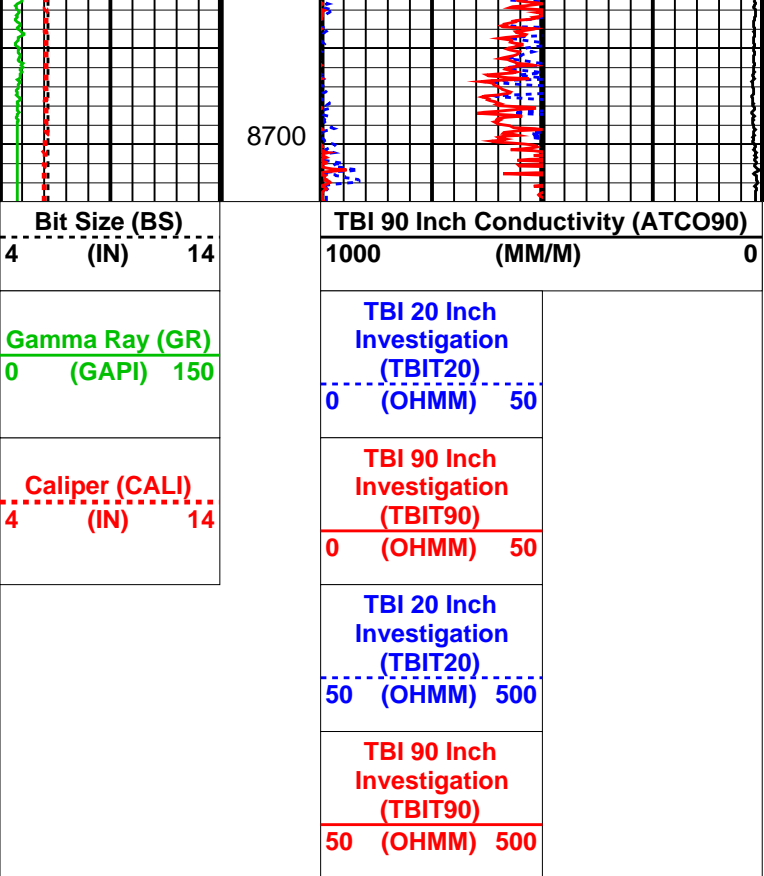
TBT SRPC-5298-ThruBit\_b











Format: TB\_HALFSCALE Vertical Scale: 1" per 100' Graphics File Created: 14-Apr-2014 14:03

## OP System Version: 19C2-270

TBT SRPC-5298-ThruBit\_b

### Input DLIS Files

DEFAULT	ThruBit_014PUP	FN:13	PRODUCER	14-Apr-2014 13:54	8729.4 FT	2495.4 FT
---------	----------------	-------	----------	-------------------	-----------	-----------

### Output DLIS Files

TBT .017	FN:16	14-Apr-2014 14:03
----------	-------	-------------------