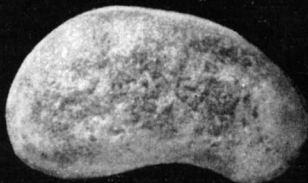




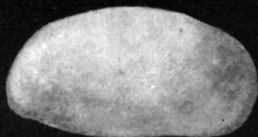
1



2



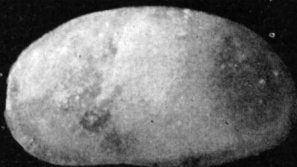
3



4



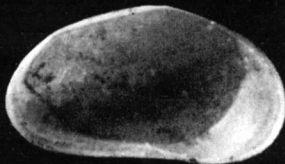
5



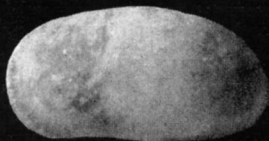
6



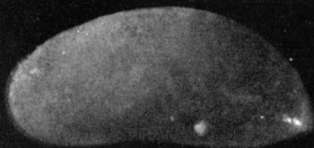
8



9



7



11



10

Explanation for Plate 2. All figures X50.

Fig. 1-3--*Candona nyensis* n. sp. **1**, female left valve (holotype). **2**, male left valve (allotype). **3**, male right valve (allotype).

Fig. 4-7--*Cyprideis littoralis* Brady, 1889. **4**, right valve of male. **5**, right valve of female. **6**, left valve of large male. **7**, left valve of male of average size.

Fig. 8-9--*Eucypris meadensis* n. sp. **8**, female left valve (holotype). **9**, interior view of holotype.

Fig. 10--*Candona crogmaniana* Turner, 1894, female left valve.

Fig. 11--*Candona caudata* Kaufmann, 1900, female left valve.

Neogene (Plio-Pleistocene) Fresh-water Ostracodes from the Central High Plains, by Edwin D. Gutentag and Richard H. Benson

Originally published in 1962 as Kansas Geological Survey Bulletin 157, Part 4.

http://www.kgs.ku.edu/Publications/Bulletins/157_4/index.html

Nov. 2005